

VOLVO
for life



VOLVO
WIRING DIAGRAM S60/S60R/S80

TP 3976202
2005

Vehicles with SRS (Airbag)/SIPS bag/ IC (Inflatable curtain)

Warning!

Vehicles equipped with SRS/SIPS bag/IC must be handled with extra care when making repairs. This avoids:

1. Personal injuries when performing repair work.
2. Damage or malfunction of the SRS/SIPS bag/IC system.

Work involving the SRS/SIPS bag/IC systems or other components in the vehicle that may affect the SRS/SIPS bag/IC systems must always be performed by an authorized Volvo workshop.

In case of doubt, consult the SRS and SIPS bag/IC service manual.

Is the vehicle equipped with SRS/SIPS bag/IC?

Vehicles with SRS are most easily recognized by the letters SRS in the center of the steering wheel. If the vehicle also has a passenger side airbag, the letters SRS are stamped on the dashboard above the glove compartment. SRS vehicles from 1993 and onward also have explosive seatbelt tensioners. SIPS bags are only installed on SRS vehicles from 1995 and onward. SIPS bag decals are located on the windshield and seat compartment. Vehicles with IC can be recognized by the letters IC on the C/D panel (4 door) or the B panel (5 door).

General recommendations

- Be especially careful when working on or around SRS, SIPS, and IC components.
- Make sure that no wires are pinched, frayed, or pierced.
- Never install accessories by the sensors.
- Where applicable, work on the steering wheel, steering shaft, or steering gear must be done in accordance with the methods in the SRS section of VADIS.
- Certain components of the aforementioned systems must be grounded while working. Read the appropriate sections in VADIS.
- Install no accessories in the areas between the A and B posts, the B and C posts, and the C and D posts.

Test terminal

Data link connector in the passenger compartment.

Changes introduced up to June 2004

Any changes made to the vehicles after this date are not included in the manual. If necessary refer to service bulletins.

Volvo models are sold in versions adapted for different markets. These adaptations depend on factors such as legal requirements, taxation, and market demands.

This manual may therefore include illustrations and text that do not apply to the vehicles in your country.

Order number TP 3976202

Replaces previous publication 3976201 Electronic Wiring Diagram (EWD) TP 3976001
Volvo retains the right to make amendments

Table of Contents 1:2

| | |
|---|---|
| Vehicles with SRS (Airbag)/SIPS bag/ IC (Inflatable curtain) | 2 |
| Abbreviations | 5 |
| How to use the wiring diagrams 1:2..... | 6 |
| Electrical distribution 1:2..... | 8 |

Fuses

| | |
|--|----|
| Engine compartment 11A/1-8..... | 10 |
| Engine compartment 11B/1-6..... | 11 |
| Engine compartment 11B/8-23..... | 12 |
| Passenger compartment 11C/1-7..... | 13 |
| Passenger compartment 11C/8-13..... | 14 |
| Battery 11E/1-7..... | 15 |
| Central Electronic Module (CEM) F1-F16..... | 16 |
| Central Electronic Module (CEM) F17-F34..... | 17 |
| Rear Electronic Module (REM) F1-F19..... | 18 |
| Rear Electronic Module (REM) F20-F38..... | 19 |

Relays

| | |
|-------------------------------------|----|
| Ignition switch and relays..... | 20 |
| Engine compartment FMA2 - FST3..... | 21 |

Ground connections

| | |
|---------------------|----|
| Overview..... | 22 |
| 31/1 - 31/44..... | 23 |
| 31/46 - 31/67..... | 24 |
| 31/70 - 31/83..... | 25 |
| 31/84 - 31/91..... | 26 |
| 31/93..... | 27 |
| 31/94 - 31/102..... | 28 |
| 31/120..... | 29 |

Control modules

| | |
|--|----|
| Overview of locations..... | 30 |
| Overview of designations..... | 31 |
| Central Electronic Module (CEM) 1:2..... | 32 |
| Rear Electronic Module (REM) 1:2..... | 34 |
| High speed CAN data communication..... | 36 |
| Low speed CAN data communication..... | 37 |
| LIN data communication 1:2..... | 38 |

Group 23 Fuel system

| | |
|--|----|
| Engine management system, 5-cyl 1:2..... | 40 |
| Engine management system, 5-cyl Turbo 1:2..... | 42 |
| Engine management system, 6-cyl 1:2..... | 44 |
| Engine management system, Bi-fuel 1:2..... | 46 |
| Engine management system, Diesel 1:2..... | 48 |
| Emission control, 5-cyl..... | 50 |
| Emission control, 5-cyl & 6-cyl Turbo..... | 51 |

Group 26 Cooling system

| | |
|------------------|----|
| Cooling fan..... | 52 |
|------------------|----|

Group 27 Engine control

| | |
|---------------------|----|
| Cruise control..... | 53 |
|---------------------|----|

Group 32 Alternator and voltage regulator

| | |
|-------------------|----|
| Power supply..... | 54 |
|-------------------|----|

Group 33 Starting system

| | |
|----------------------|----|
| Starting system..... | 55 |
|----------------------|----|

Group 35 Lighting

| | |
|---|----|
| High and low beam (Bi-Xenon) & Daytime running lights S60..... | 56 |
| High and low beam (Bi-Xenon) & Daytime running lights S80..... | 57 |
| High and low beam S80..... | 58 |
| Fog lights..... | 59 |
| Brake lights..... | 60 |
| Reversing lights..... | 61 |
| Position/parking lights, tail lights & license plate lighting S60..... | 62 |
| Position/parking lights, tail lights & license plate lighting S80..... | 63 |
| Home safe lighting..... | 64 |
| Interior lighting..... | 65 |
| Beam length adjustment..... | 66 |
| Auxiliary light..... | 67 |

Group 36 Additional electrical equipment

| | |
|--|----|
| Rain sensor..... | 68 |
| Direction indicator and hazard warning flashers..... | 69 |
| Wiper/washer, windshield..... | 70 |
| Wiper/washer, headlights..... | 71 |
| High pressure headlight washer..... | 72 |
| Horn..... | 73 |
| Electronic immobilizer..... | 74 |
| Anti-theft alarm..... | 75 |
| Accessory Electronic Module (AEM) 1:2..... | 76 |
| Parking assistance..... | 78 |

Group 37 Wiring and fuses

| | |
|------------------------------------|----|
| Diagnostics system..... | 79 |
| 12V outlet..... | 80 |
| 12V outlet, cargo compartment..... | 81 |
| Towbar cable harness, 4-pin..... | 82 |
| Towbar cable harness, 7-pin..... | 83 |
| Towbar cable harness, 13-pin..... | 84 |

Group 38 Instruments

| | |
|---|----|
| Seat belt reminder..... | 85 |
| Driver information module..... | 86 |
| Driver information module, Bi-Fuel..... | 87 |

Group 39 Other

| | |
|--|----|
| Audio with auxiliary amplifier 1:2..... | 88 |
| Audio..... | 90 |
| Cellular phone..... | 91 |
| Road Traffic Information (RTI)..... | 92 |
| Road Traffic Information (RTI) and CD changer..... | 93 |
| Handsfree..... | 94 |
| CD changer..... | 95 |
| Audio adapter cable harness..... | 96 |

Table of Contents 2:2

Group 43 Transmission

| | |
|--|-----|
| Automatic transmission AW55-50SN/AW50AWD | 97 |
| Automatic transmission 4T65EV..... | 98 |
| Geartronic..... | 99 |
| Shift lock..... | 100 |
| Differential Electronic Module (DEM)..... | 101 |

Group 59 Brake system

| | |
|---------------------------|-----|
| Brake control system..... | 102 |
|---------------------------|-----|

Group 64 Steering

| | |
|--------------------------------|-----|
| Electronic power steering..... | 103 |
|--------------------------------|-----|

Group 76 Shock absorbers

| | |
|--------------|-----|
| Four-C | 104 |
|--------------|-----|

Group 83 Doors and openings

| | |
|----------------------|-----|
| Central locking..... | 105 |
| Power windows..... | 106 |
| Power sunroof..... | 107 |

Group 84 Exterior decorative elements etc.

| | |
|--------------------------|-----|
| Power door mirrors | 108 |
| Heated door mirrors..... | 109 |
| Heated rear window..... | 110 |

Group 85 Interior equipment

| | |
|---------------------------|-----|
| Power driver's seat | 111 |
| Power passenger seat..... | 112 |
| Heated seats..... | 113 |

Group 87 Climate controls

| | |
|--|-----|
| Climate control system 1:2..... | 114 |
| Parking heater, auxiliary heater | 116 |
| Relay, electric engine heater | 117 |
| Parking heater, Call start | 118 |
| Parking heater, remote start | 119 |
| Short stop heater | 120 |

Group 88 Internal equipment

| | |
|--|-----|
| Supplemental Restraint System (SRS)..... | 121 |
| Electrically adjustable head restraint | 122 |
| Remote garage door opener..... | 123 |

Connectors..... 124

Junction points142

Cable harness routing in vehicle

| | |
|---|-----|
| Engine harness, Gasoline..... | 151 |
| Engine harness, Diesel..... | 152 |
| Engine compartment harness LHD..... | 153 |
| Engine compartment harness RHD | 154 |
| Passenger compartment harness LHD..... | 155 |
| Passenger compartment harness RHD | 156 |
| Cargo compartment harness | 157 |
| Roof harness | 158 |
| Trunk lid harness | 159 |
| Door harness | 160 |
| Bi-Fuel harness..... | 161 |

Component illustrations162

Index 208

List of components 1:4210

Explanations

Abbreviations

Groups

| | |
|----------|-------------------------------------|
| Group 23 | = Fuel system |
| Group 26 | = Cooling system |
| Group 27 | = Engine controls |
| Group 32 | = Alternator and voltage regulator |
| Group 33 | = Starting system |
| Group 35 | = Lighting |
| Group 36 | = Additional electrical equipment |
| Group 37 | = Wiring and fuses |
| Group 38 | = Instruments |
| Group 39 | = Other |
| Group 43 | = Transmission |
| Group 59 | = Brake system |
| Group 64 | = Steering |
| Group 76 | = Shock absorbers |
| Group 83 | = Doors and openings |
| Group 84 | = Exterior decorative elements etc. |
| Group 85 | = Interior equipment |
| Group 87 | = Climate controls |
| Group 88 | = Internal equipment |

Ignition switch symbols

| | |
|-----|---|
| X | = Accessories (audio position) |
| S | = Powered upon insertion of key |
| 15 | = The switch remains connected during start |
| 15I | = Contact is broken while starting |
| 30 | = Constant power from the battery |
| 50 | = Start |

Countries/Markets

| | |
|-------|----------------------------------|
| A | = Austria |
| AUS | = Australia |
| B | = Belgium |
| CDN | = Canada |
| CH | = Switzerland |
| D | = Germany |
| DK | = Denmark |
| E | = Spain |
| EU/OS | = Markets outside USA and Canada |
| FIN | = Finland |
| GB | = Great Britain |
| ISR | = Israel |
| J | = Japan |
| KOR | = Korea |
| N | = Norway |
| NL | = Netherlands |
| S | = Sweden |
| USA | = United States of America |
| WEU | = Western Europe |

Other

| | |
|----------|--------------------------------------|
| ACC | = Accessory |
| AMP | = Amplifier |
| AUDIO | = Audio system |
| AUTO | = Automatic transmission |
| Bi-X | = Bi-Xenon |
| CDCH | = CD Changer Under Shelf |
| CEM | = Central Electronic Module |
| DRL | = Daytime Running Lights |
| DSTC | = Dynamic Stability Traction Control |
| ECC | = Electronic climate control system |
| ECPS | = Electronic power steering |
| EXC | = Exclusive |
| EXT. D | = Extended electrical distribution |
| HISPEED | = High speed data bus |
| LH | = Left-hand side |
| LHD | = Left-hand drive |
| LOSPEED | = Low speed data bus |
| MAN | = Manual transmission |
| OPN | = Option (factory-installed) |
| PCL | = Power Child Lock |
| GASOLINE | = Gasoline |
| REM | = Rear Electronic Module |
| RH | = Right-hand side |
| RHD | = Right-hand drive |
| RTI | = Road Traffic Information |
| SRS | = Airbag |
| SULEV | = Super Ultra Low Emission Vehicle |
| SUBWOOF | = Subwoofer |
| T | = Turbo engine |
| ULEV | = Ultra Low Emission Vehicle |
| W/O | = Without |
| 5CYL | = 5-cylinder engine |
| 6CYL | = 6-cylinder engine |

Colors

| | |
|-----|---------------|
| BL | = Blue |
| BN | = Brown |
| GN | = Green |
| GR | = Gray |
| LBL | = Light Blue |
| LGN | = Light Green |
| OR | = Orange |
| P | = Pink |
| R | = Red |
| SB | = Black |
| VO | = Violet |
| W | = White |
| Y | = Yellow |

How to use the wiring diagrams 1:2

The descriptions below apply in general to all wiring diagram manuals, although not all sections are necessarily contained in this manual.

A. Component designation

Every component has a component designation that consists of two parts.

The first part is a type number that describes the type of component in question, for example 3/xx.

The second part of the designation is a serial number, e.g. x/2.

Together, this constitutes a component designation, e.g. 3/2.

At the end of the manual is a list of components, where, with the help of the component designation, you can read off the name of the component, for example, 3/2 = light switch.

List of type numbers

The list shows which type of component that respective type numbers refer to, for example, 3/x = switch, 6/x = electric motor, etc.

| | |
|----|----------------------------------|
| 1 | Battery |
| 2 | Relay |
| 3 | Switch |
| 4 | Control module |
| 5 | Driver information module |
| 6 | Electric motor |
| 7 | Sensor |
| 8 | Actuator |
| 9 | Heating element |
| 10 | Light |
| 11 | Fuse |
| 15 | Electrical distribution rail/box |
| 16 | Audio |
| 17 | Service/diagnostics |
| 18 | Contact reel |
| 19 | Meter |
| 20 | Ignition component/shunt |
| 26 | Converter |
| 27 | Optics |
| 31 | Ground connection |
| 53 | Junction point |
| 54 | Connector |

B. Junction points

The wiring diagrams contain numbered junction points, e.g. 53/352.

This manual contains a section with a list of junction points. This list shows all the components which are connected to each junction point.

The location of the junction points is shown in the "Cable harness routing in vehicle" section.

C. Connectors

Connectors provide a bridge between two cables harnesses and are described in the "Connectors" section.

D: Electrical distribution

Operation of the fuses and relays is shown in the "Electrical distribution" section.

E. Data communication

Today's cars contain CAN and LIN networks that transfer information. Connections to these networks are not shown in their entirety in the respective wiring diagram. Complete information on CAN and LIN communication is found in the section "Control modules".

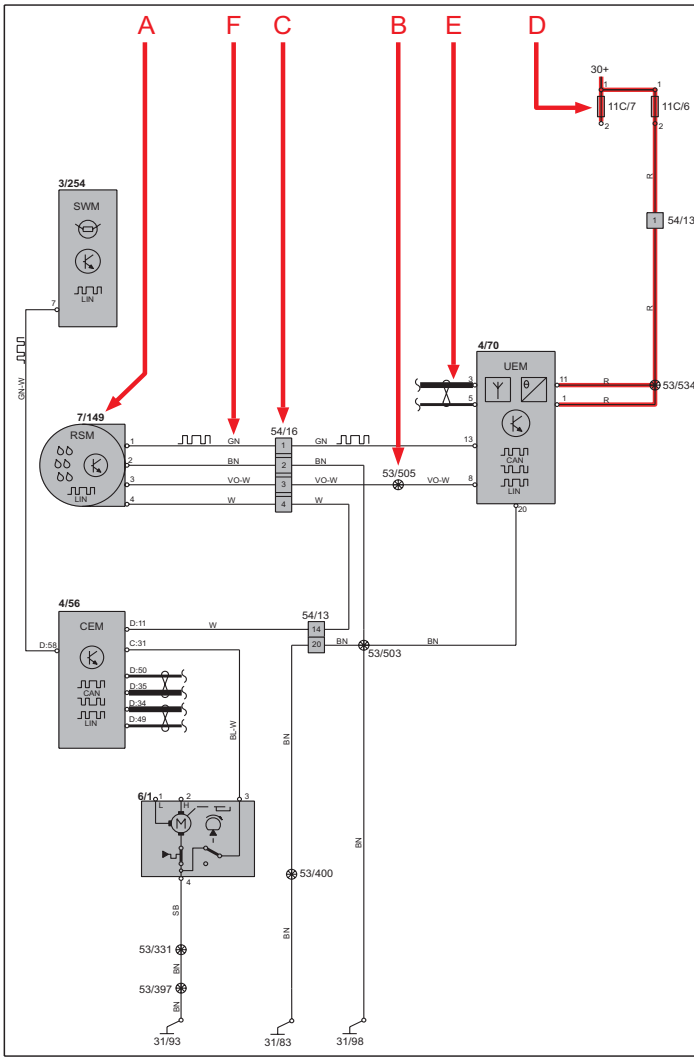
F. Abbreviations

A number of different abbreviations are used in the manual. These are explained in the section "Abbreviations".












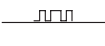







G. Component location

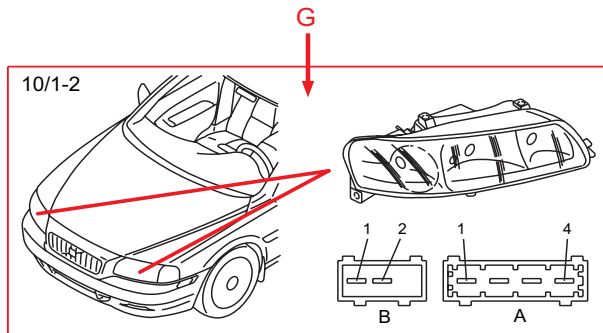
The end of the manual contains a section in which component appearance and location is described in numeric order. On the EWD disc, components are linked to the relevant diagram.

How to use the wiring diagrams 2:2

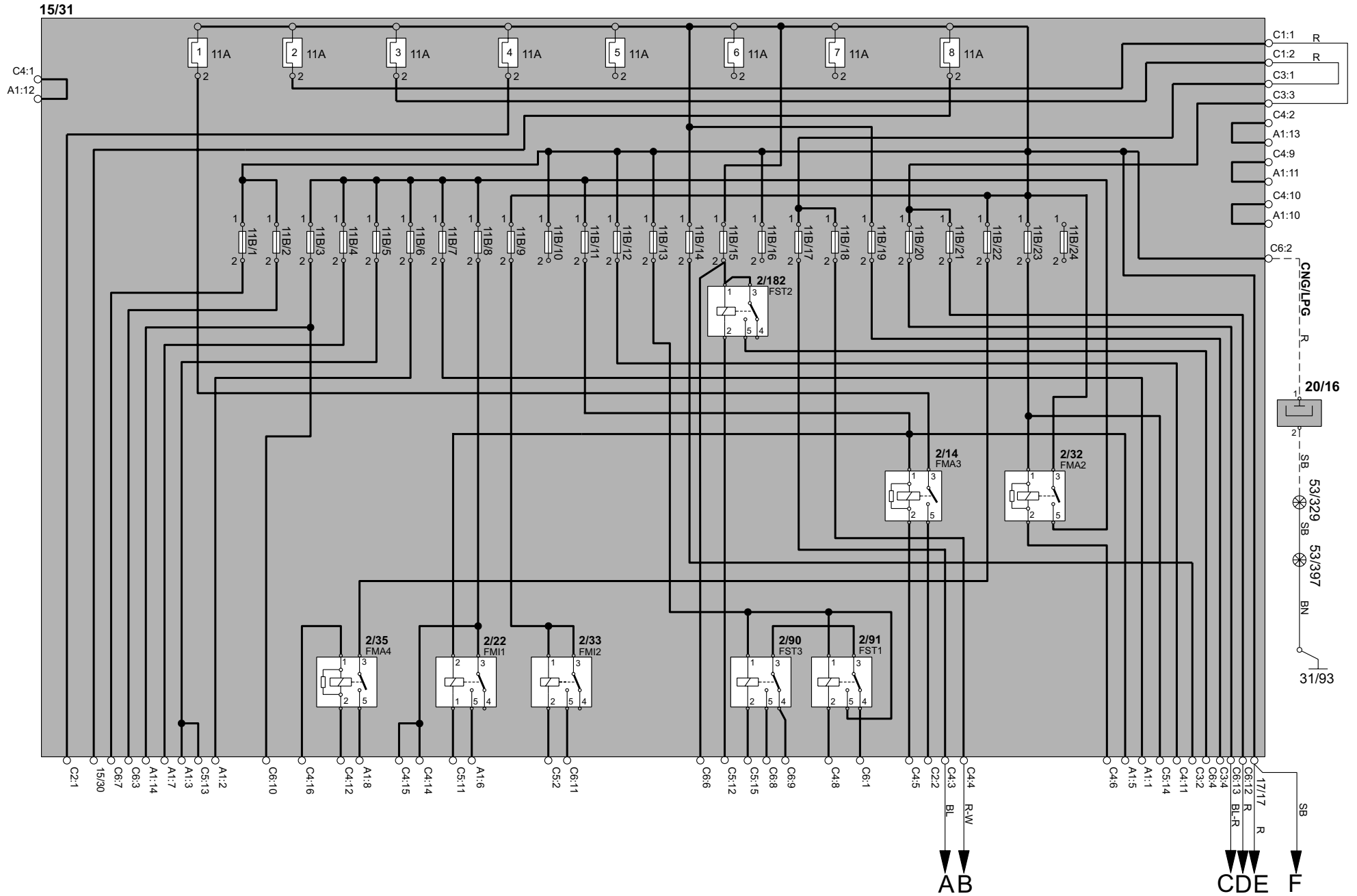


List of symbols

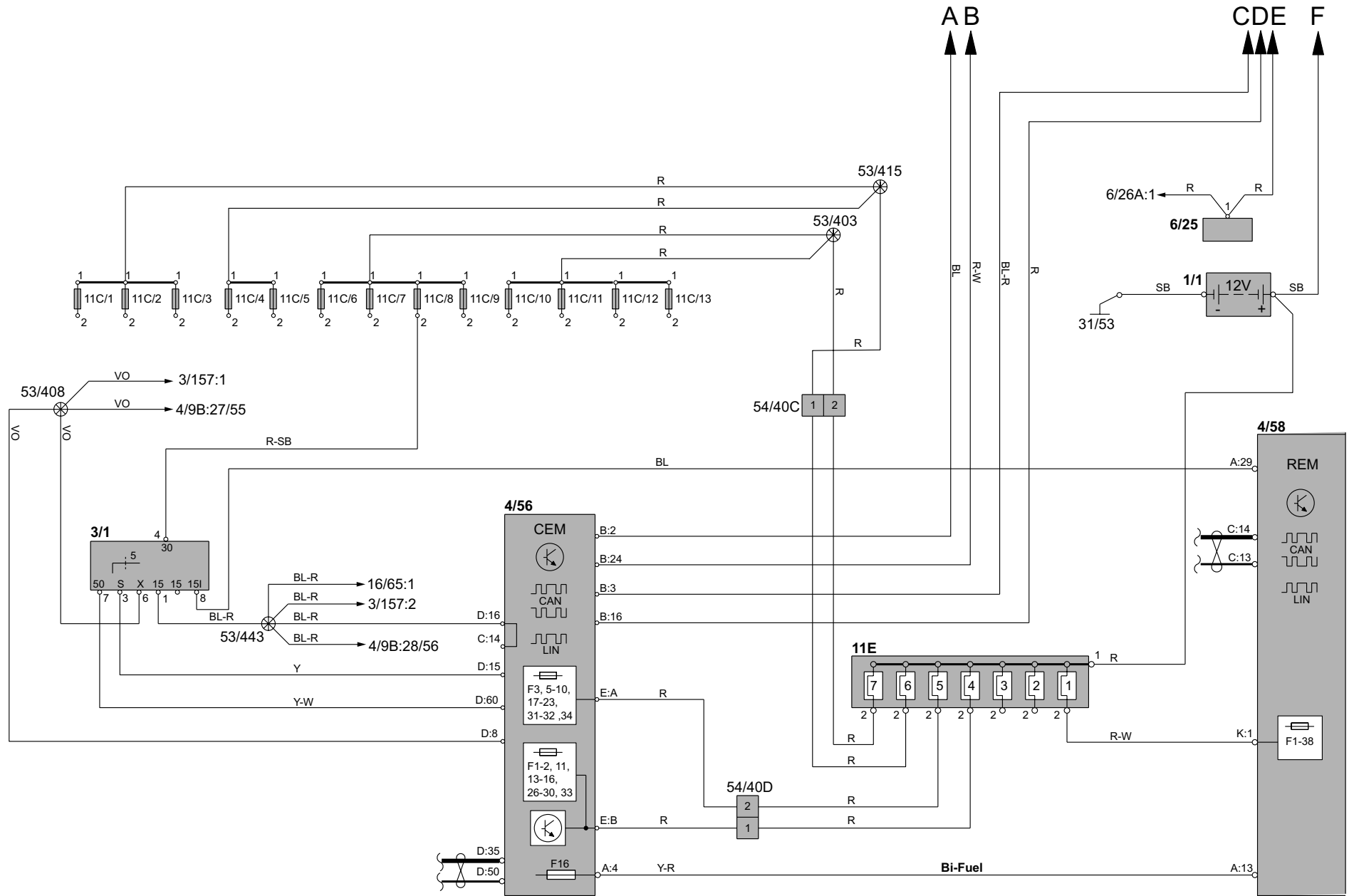
-  = System voltage
-  = Ground connection via wiring
-  = Ground connection in component/chassis
-  = Screened wire
-  = Junction point
-  = Twisted cable
-  = Electrical connection
-  = Variant
-  = CAN communication
-  = CAN high data signal (CAN H)
-  = CAN low data signal (CAN L)
-  = LIN communication
-  = DIN cable, coaxial cable, etc.
-  = Data communication
-  = CAN communication
-  = Connection with distribution box
-  = Further connection to...
-  = Connector between cable harnesses
-  = Connector connected in component



Electrical distribution 1:2 Overview

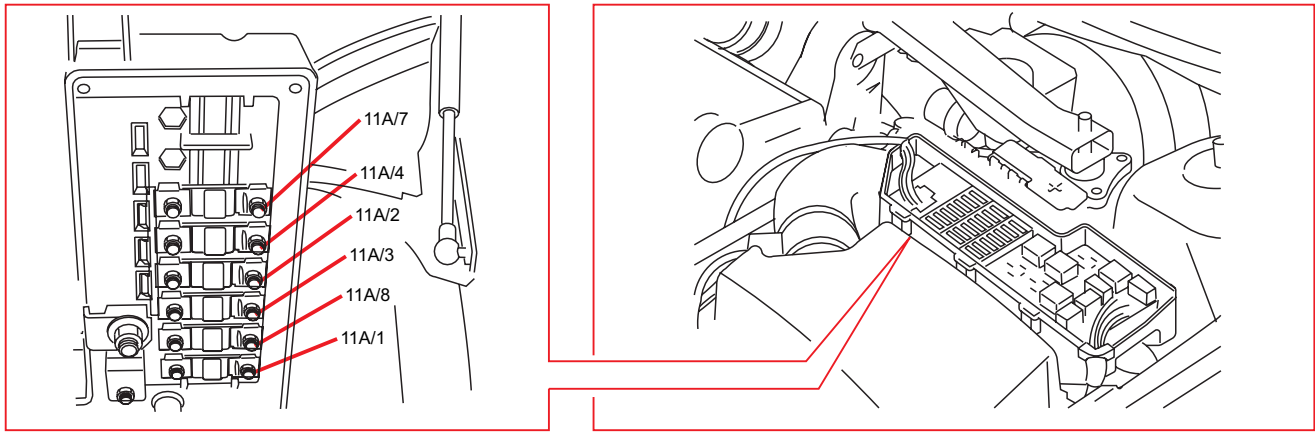


Electrical distribution 2:2 Overview



Fuses

Engine compartment 11A/1-8

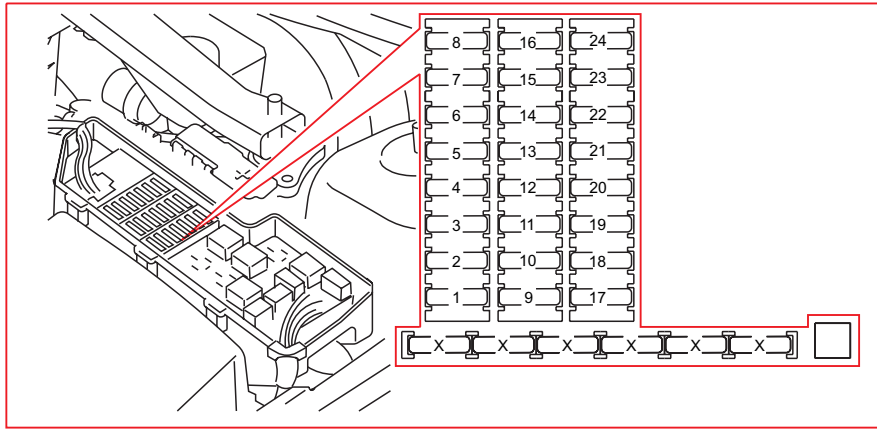


11A Fuses in the engine compartment

| No. | Fuse function | via | A |
|-----|--|------|----|
| 1 | 20/22-26 Glow plug | 2/14 | 60 |
| 2 | 11B/20 Fuses in engine compartment fuse box 11B/21 Fuses in engine compartment fuse box | - | 40 |
| 3 | 11B/17 Fuses in engine compartment fuse box 11B/18 Fuses in engine compartment fuse box | - | 40 |
| 7 | Accessories | - | 60 |
| 8 | 6/29 Motor, electric cooling fan | 4/71 | 60 |

Fuses

Engine compartment 11B/1-6

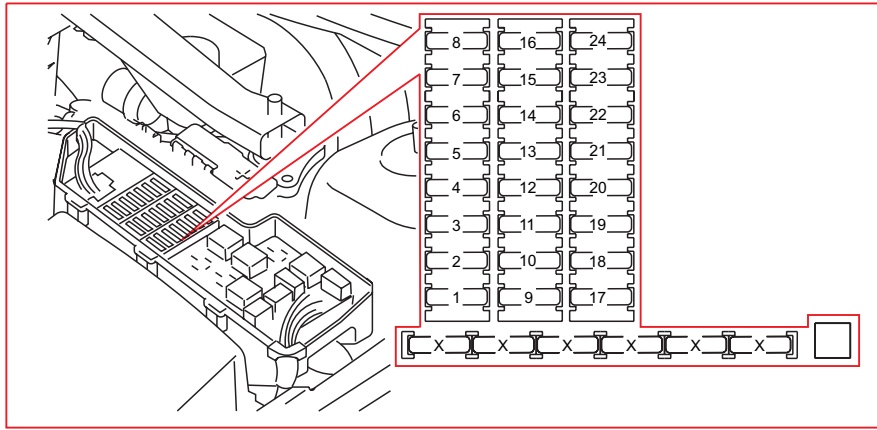


11B Fuses in the engine compartment

| No. | Fuse function | via | A |
|------------------------------------|--|-----------|----|
| 1 | 6/35 Fuel pump, auxiliary heater | 4/7, 9/30 | 25 |
| | 6/73 Coolant pump, auxiliary heater | 4/7 | |
| | 9/30 Auxiliary heater | 4/7 | |
| 2 | 54/8:1 Connector, accessories cable harness, 30-feed | - | 20 |
| 3 | 4/46 Engine Control Module (ECM), 5-cyl normally aspirated | - | 10 |
| | 4/50 Electronic Throttle Module (ETM), CNG/LPG | - | |
| | 6/120 Engine throttle body | 4/46 | |
| 4 | 4/46 Engine Control Module (ECM), Diesel, CNG/LPG | - | 20 |
| | 7/15 Heated oxygen sensor | - | |
| | 7/82 Heated oxygen sensor, diagnosis 1 | - | |
| | 7/103 Heated oxygen sensor 3 | - | |
| | 7/104 Heated oxygen sensor 4 (diagnostic probe) | - | |
| | 8/111 Solenoid valve, high-pressure, Diesel | - | |
| 5 | 6/67 Pump, fuel leakage control | - | 10 |
| | 6/105 Fuel distributor, gas | - | |
| | 8/17 EGR valve, Diesel | - | |
| | 8/18 EVAP valve | - | |
| | 8/19 Solenoid, variable valve time, inlet | - | |
| | 8/28 Turbocharger control valve | - | |
| | 8/64 Solenoid valve, engine mounting, Diesel | - | |
| | 8/75 Fuel cut-off valve DFCO, Bi-Fuel | - | |
| | 8/81 Solenoid, variable valve timing outlet | - | |
| | 8/82 Solenoid, variable turbo geometry, Diesel | - | |
| 9/32 PTC resistor - air preheating | - | | |
| 6 | 7/17 Mass airflow sensor MAF, Diesel | - | 10 |
| | 4/46 Engine Control Module (ECM), Gasoline | - | |
| | 7/17 Mass airflow sensor (MAF), Gasoline | - | 15 |
| | 8/6-11 Injectors | - | |
| continues | | | |

Fuses

Engine compartment 11B/8-23

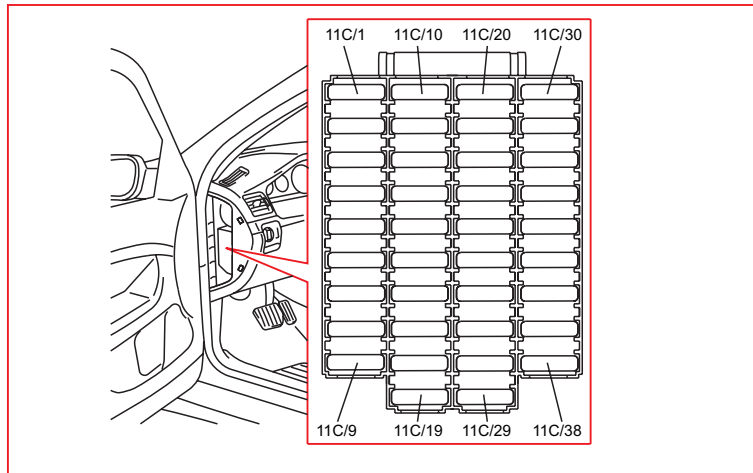


11B Fuses in the engine compartment

| No. | Fuse function | via | A |
|-----|---|------------|----|
| 8 | 6/44 Cooling fan, electrics box, engine compartment | - | 10 |
| | 7/51 Accelerator pedal sensor | - | |
| | 8/3 Electromagnetic clutch, climate control system | 2/22 | |
| 9 | 2/33 Relay, Bi-Fuel fuel system | - | 10 |
| | 8/79 Valve LPG | 2/33 | |
| 11 | 2/14 Relay, glow plug unit | - | 20 |
| | 2/22 Relay, climate control system | - | |
| | 20/3-8 Spark plug and ignition coil | - | |
| 13 | 2/90 Relay, windshield wiper, low/high speed | - | 25 |
| | 2/91 Relay, intermittent wiping | - | |
| | 6/1 Windshield wiper motor | 2/90, 2/91 | |
| 14 | 4/16 Brake Control Module (BCM) | - | 30 |
| 15 | 2/182 Relay, high pressure headlight washer motor | - | 35 |
| | 6/104 High pressure headlight washer motor | 2/182 | |
| 17 | 10/1 Left front lamp housing, daytime running lights | 4/56 | 20 |
| | 10/70 Left-hand low beam | 4/56 | |
| 18 | 10/11 Front left parking light | 4/56 | 15 |
| | 10/12 Front right parking light | 4/56 | |
| 19 | 4/16 Brake Control Module (BCM) | - | 30 |
| 20 | 10/2 Right front lamp housing, daytime running lights | 4/56 | 20 |
| | 10/66 Right-hand low beam | 4/56 | |
| 21 | 4/83 Fuel pump control module | 4/56 | 15 |
| | 6/31 Feed pump, ejectors | 4/56 | |
| | 6/33 Fuel pump | 4/56 | |
| 22 | 6/25 Starter motor | 2/35 | 35 |
| 23 | 2/32 Engine management system main relay | - | 10 |
| | 4/46 Engine Control Module (ECM), Gasoline | - | |

Fuses

Passenger compartment 11C/1-7

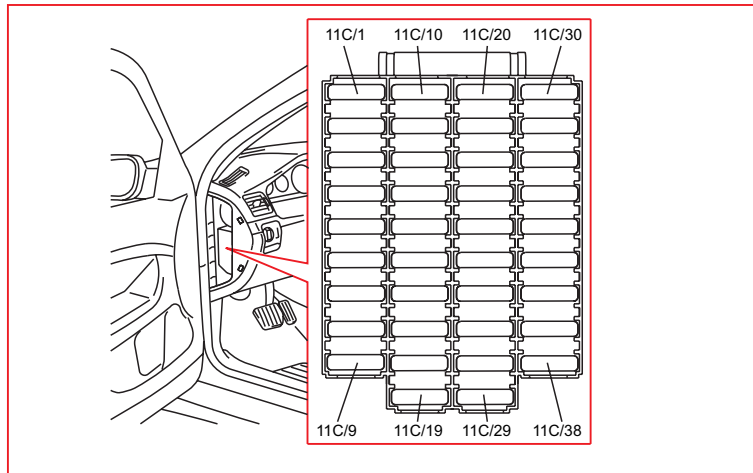


11C Fuses in the passenger compartment

| No. | Fuse function | via | A |
|---------------------------|---|-------|----|
| 1 | 6/16 Driver seat motor, backrest angle | 4/52 | 25 |
| | 6/17 Driver seat motor, up/down front edge | 4/52 | |
| | 6/18 Driver seat motor, up/down rear edge | 4/52 | |
| | 6/19 Driver seat motor, forward/backward | 4/52 | |
| 2 | 6/20 Passenger seat motor, forward/backward | 3/27 | 25 |
| | 6/64 Passenger seat motor, backrest angle | 3/27 | |
| | 6/65 Passenger seat motor, up/down front edge | 3/27 | |
| | 6/66 Passenger seat motor, up/down rear edge | 3/27 | |
| 3 | 6/28 Motor, passenger compartment fan | 4/31 | 30 |
| 4 | 3/75 Right-hand front door lock unit | 3/127 | 25 |
| | 3/127 Passenger/Driver Door Module (PDM)/(DDM) | - | |
| | 6/63 Right-hand power door mirror | 3/127 | |
| | 9/34 Right-hand heated door mirror | 3/127 | |
| | 10/149 Right-hand rearview mirror lighting | 3/127 | |
| 5 | 3/74 Left-hand front door lock unit | 3/126 | 25 |
| | 3/126 Driver/Passenger Door Module (DDM)/(PDM) | - | |
| | 6/62 Left-hand power door mirror | 3/126 | |
| | 9/33 Left-hand heated door mirror | 3/126 | |
| | 10/148 Left-hand rearview mirror lighting | 3/126 | |
| 6 | 3/117 Switch unit, dome light | 4/70 | 10 |
| | 4/70 Upper Electronic Module (UEM) | - | |
| | 4/76 Remote control unit for garage door opener | 4/70 | |
| | 7/149 Rain Sensor Module (RSM) | 4/70 | |
| | 10/114 Left-hand vanity mirror lighting | 4/70 | |
| | 10/115 Right-hand vanity mirror lighting | 4/70 | |
| 10/150 Rear reading light | 4/70 | | |
| 7 | 6/15 Sunroof motor | 4/33 | 15 |
| continues | | | |

Fuses

Passenger compartment 11C/8-13

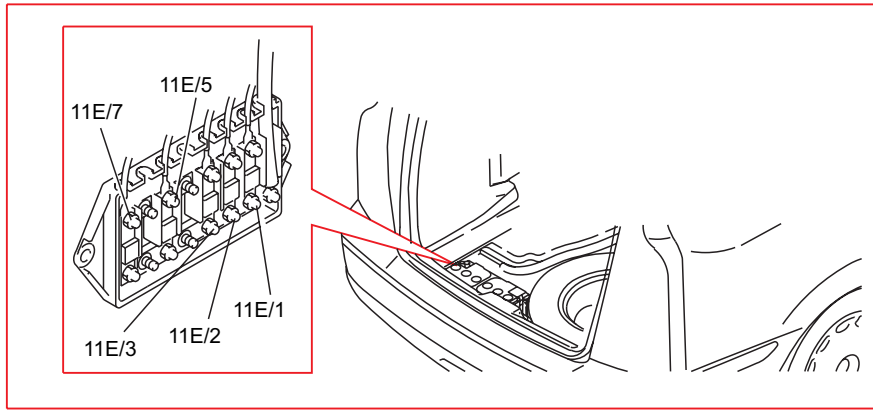


11C Fuses in the passenger compartment

| No. | Fuse function | via | A |
|---|---|-----------|-----|
| 8 | 3/157 Passenger Airbag Cut Off Switch (PACOS) | 3/1 | 7.5 |
| | 4/9 Control module, Supplemental Restraint System (SRS) | 3/1 | |
| | 4/46 Engine Control Module (ECM) | 3/1, 4/56 | |
| | 4/56 Central Electronic Module (CEM) | 3/1 | |
| | 4/58 Rear Electronic Module (REM) | 3/1 | |
| 16/65 Antenna ring/ignition switch lighting | 3/1 | | |
| 9 | 3/111 Light Switch Module (LSM) | - | 5 |
| | 3/254 Steering Wheel Module (SWM) | - | |
| | 4/68 Steering Angle Sensor Module (SAS) | 3/254 | |
| | 17/13 Data link connector | - | |
| 10 | 16/1 Audio Module (AUM) | - | 20 |
| 11 | 16/2 Amplifier | - | 30 |
| 12 | 16/46 RTI Display | - | 10 |
| 13 | 16/60 Phone Module (PHM) | - | 5 |

Fuses

Battery 11E/1-7

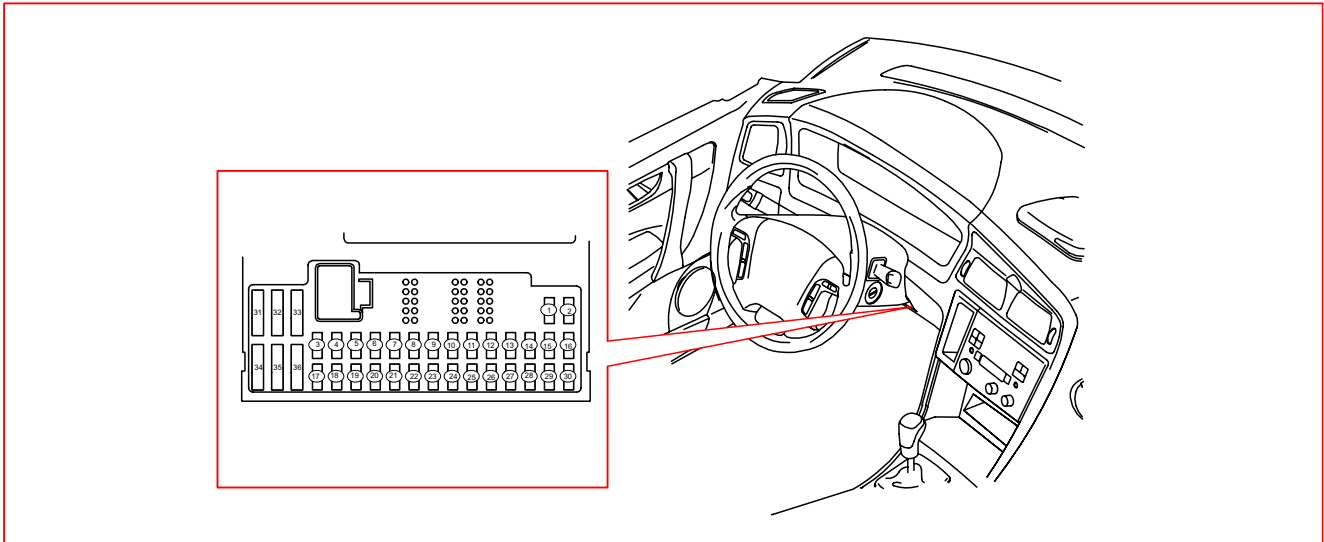


11E Fuses by the battery

| No. | Fuse function | via | A |
|-----|--|--------|----|
| 1 | 4/58 Rear Electronic Module (REM) Main fuse for: F1-F38 | - | 60 |
| 4 | 4/56 Central Electronic Module (CEM) Main fuse for: F1-F2, F11, F13-F16, F26-F30, F33 | - - | 50 |
| 5 | 4/56 Central Electronic Module (CEM) Main fuse for: F3, F5-F10, F17-F23, F31-F32, F34 | - - | 50 |
| 6 | 11C/1-5 Fuses in passenger compartment fuse box | - | 50 |
| 7 | 11C/6-13 Fuses in passenger compartment fuse box | - | 50 |

Fuses

Central Electronic Module (CEM) F1-F16

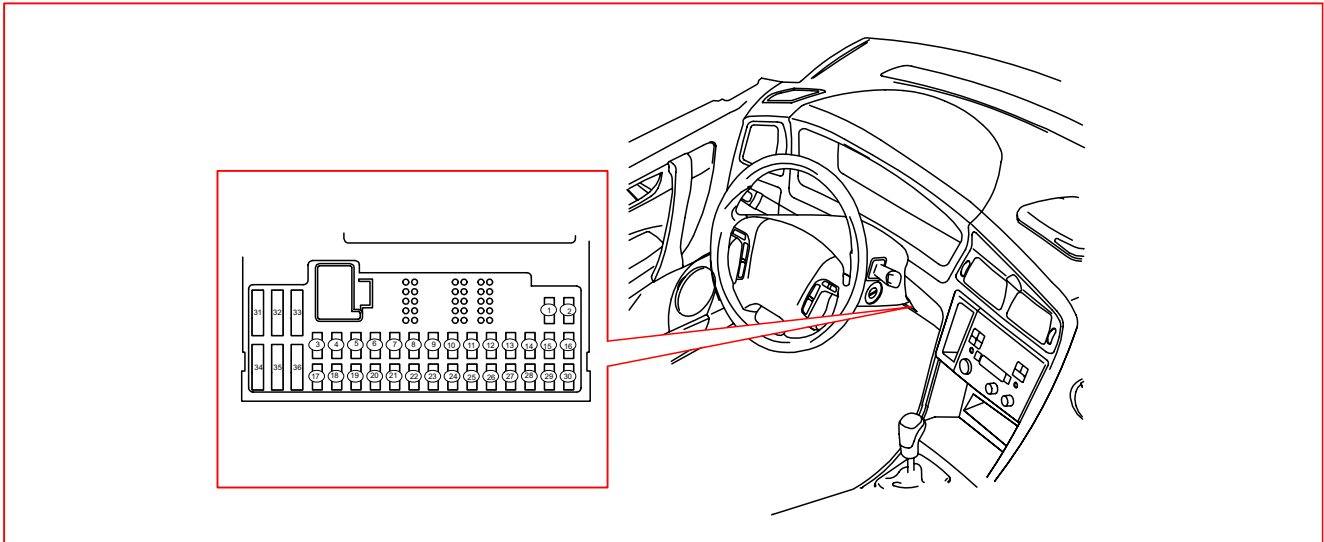


4/56 Central Electronic Module (CEM)

| No. | Fuse function | via | A |
|-----------|--|---|----|
| F1 | 9/13 Seat Heater Module (SHM), passenger side | - | 15 |
| F2 | 9/12 Seat Heater Module (SHM), driver's side | - | 15 |
| F3 | 16/10 Horn 1 16/11 Horn 2 | - - | 15 |
| F8 | 16/35 Siren Control Module (SCM) | - | 5 |
| F9 | 3/9 Brake light contact | - | 5 |
| F10 | 3/112 Climate Control Module (CCM) 4/7 Combustion Preheater Module (CPM) 4/52 Power Seat Module (PSM) 5/1 Driver Information Module (DIM) 6/95 Damper Motor Module (DMM), left-hand side 6/96 Damper Motor Module (DMM), right-hand side 6/102 Damper Motor Module (DMM), defroster 6/48 Damper Motor Module (DMM), recirculation 6/69 Damper Motor Module (DMM) 6/103 Damper Motor Module (DMM), floor/ventilation 7/159 Air Quality Sensor (AQS) | - - - - - - - - - - - | 10 |
| F11 | 9/1 Front 12V outlet 9/25 Rear 12V outlet | - - | 15 |
| F14 | 6/3 Right-hand headlight wiper motor, S80, S60R 6/4 Left-hand headlight wiper motor, S80, S60R | - - | 15 |
| F15 | 4/16 Brake control module (BCM) | - | 5 |
| F16 | 4/99 Electronic power steering control module 8/76 Gas tank valve 8/88 Solenoid, gas tank CNG rear 8/89 Solenoid, fuel tank CNG front left 8/90 Solenoid, fuel tank CNG front right 6/38 Left-hand headlight level adjustment motor 6/39 Right-hand headlight adjustment motor 10/1 Left front lamp housing, Bi-Xenon 10/2 Right front lamp housing, Bi-Xenon | - 4/58 4/58 4/58 4/58 - - - - | 10 |
| continues | | | |

Fuses

Central Electronic Module (CEM) F17-F34

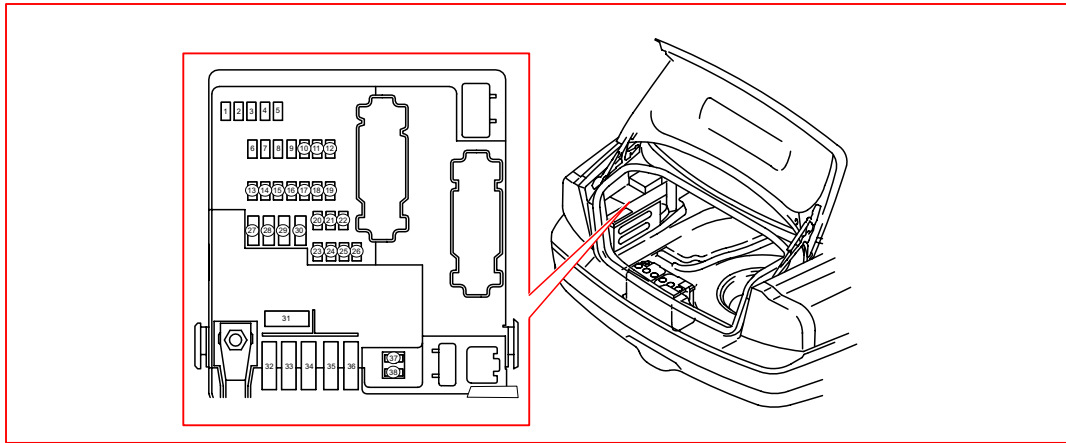


4/56 Central Electronic Module (CEM)

| No. | Fuse function | via | A |
|-----|--|------|-----|
| F17 | 10/5 Front left fog light | - | 7.5 |
| F18 | 10/6 Front right fog light | - | 7.5 |
| F21 | 3/156 Gear Selector Module (GSM) | - | 10 |
| | 4/28 Transmission Control Module (TCM) | - | |
| F22 | 10/68 Left-hand high beam | - | 10 |
| F23 | 10/64 Right-hand high beam | - | 10 |
| F28 | 3/27 Switch unit, power passenger seat | - | 5 |
| | 16/1 Audio Module (AUM) | - | |
| | 16/46 RTI Display | - | |
| F33 | 6/114 Vacuum pump | 8/84 | 20 |
| F34 | 6/3 Right-hand headlight wiper motor | - | 15 |
| | 6/4 Left-hand headlight wiper motor | - | |
| | 6/127 Washer motor | - | |

Fuses

Rear Electronic Module (REM) F1-F19

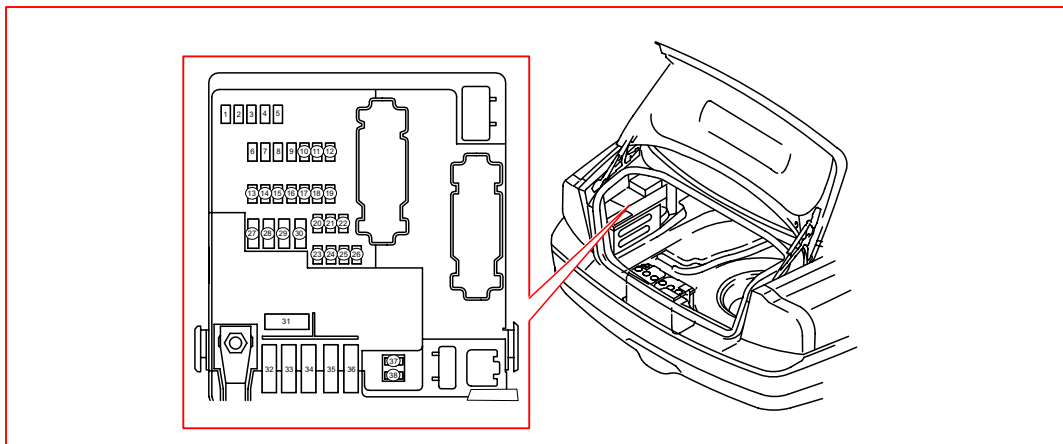


4/58 Rear Electronic Module (REM)

| No. | Fuse function | via | A |
|-----|--|--------------------------------------|-----|
| F1 | 10/48 Right-hand reversing light 10/55 Left-hand reversing light | - - | 10 |
| F2 | 10/42 Rear right parking light 10/44 Right-hand tail light lamp 1 10/46 Fog light, right rear 10/49 Rear left parking light 10/51 Left-hand tail light lamp 1 10/53 Fog light, left rear 10/127 Lighting, cargo compartment, left-hand side 10/128 Lighting, cargo compartment, right-hand side | - - - - - - - - | 20 |
| F3 | 4/78 Accessory Electronic Module (AEM) | - | 15 |
| F5 | 4/58 Rear Electronic Module (REM) | - | 10 |
| F6 | 16/15 CD changer 16/36 TV receiver 16/45 Road Traffic Information (RTI) | - - - | 7.5 |
| F7 | 17/39 13-pin outlet, towbar cable harness | - | 15 |
| F8 | 17/19 12V outlet, cargo compartment | - | 15 |
| F9 | 6/93 Motor, rear right power window | 3/86 | 20 |
| F10 | 6/92 Motor, rear left power window | 3/85 | 20 |
| F13 | 8/85 Thermostatic switch and fuel filter heating | - | 15 |
| F19 | 8/59 Rear left head restraint solenoid 8/60 Rear right head restraint solenoid | - - | 15 |

Fuses

Rear Electronic Module (REM) F20-F38

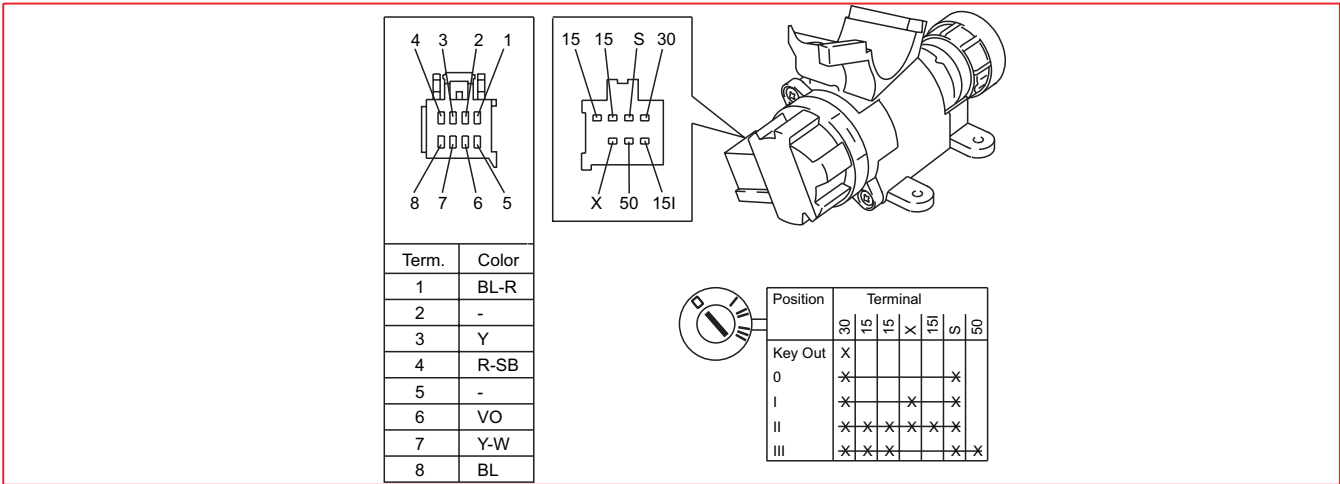


4/58 Rear Electronic Module (REM)

| No. | Fuse function | via | A |
|-----|--|------------------|-----|
| F20 | 17/39 13-pin outlet, towbar cable harness 17/38 7-pin outlet, towbar cable harness | - - | 20 |
| F23 | 4/82 Differential Electronic Module (DEM) | - | 7.5 |
| F24 | 4/84 Suspension Module (SUM) | - | 15 |
| F26 | 4/86 Parking Assistance Module (PAM) | - | 5 |
| F27 | Main fuse for F23-F24, F26 and F20 | - | 30 |
| F28 | 3/76 Left-hand rear door lock unit 3/77 Right-hand rear door lock unit 3/78 Trunk lid lock unit 6/37 Lock motor, fuel filler flap | - - - - | 15 |
| F29 | 4/110 Trailer Module (TRM) - position lights - left-hand direction indicator | - - - | 25 |
| F30 | 4/110 Trailer Module (TRM) - brake lights - fog lights - right-hand direction indicator | - - - - | 25 |
| F31 | Main fuse for: F37-F38 | - | 40 |
| F37 | 9/2 Heated rear window | 16/16 | 20 |
| F38 | 9/2 Heated rear window | 16/16 | 20 |

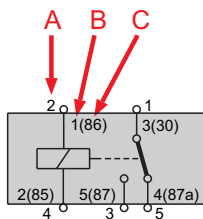
Relays

Ignition switch and relays



Relays, general

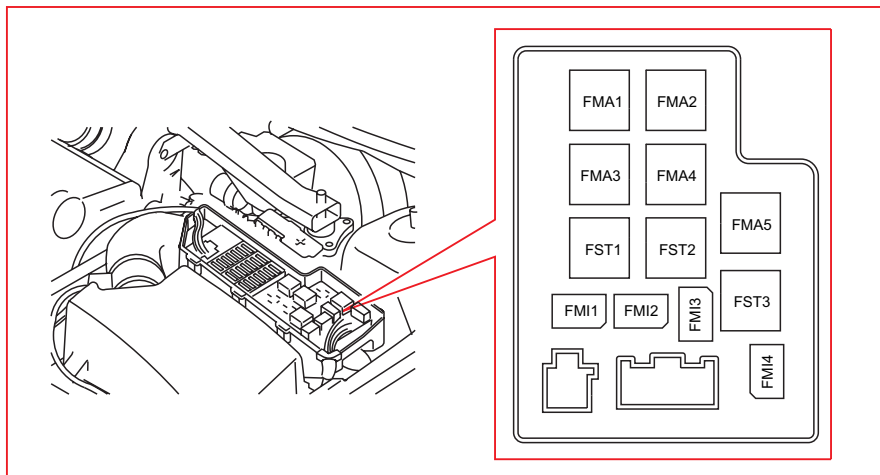
The diagram indicates two or three different designations for the relay's position. This is described below.



- A = Corresponds to the position on the back of the relay box (wiring side)
- B = Corresponds to the position on the relay.
- C = An old designation that may be found on the relay.

Relays

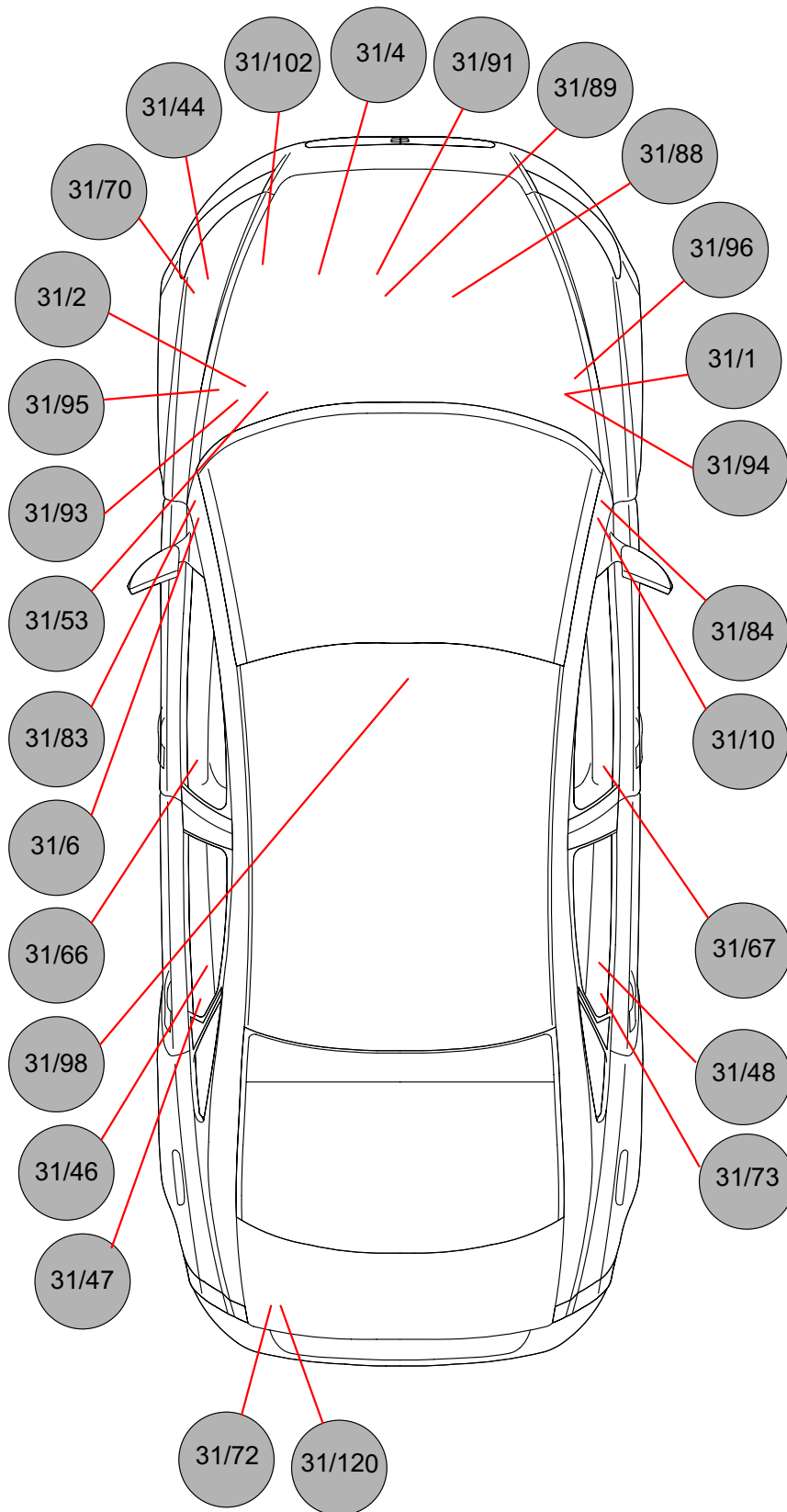
Engine compartment FMA2 - FST3



Relays in the engine compartment

| Pos | Relay function |
|------|---|
| FMA2 | 2/32 Engine management system main relay |
| FMA3 | 2/14 Relay, glow plug unit |
| FMA4 | 2/35 Starter motor relay |
| FMI1 | 2/22 Relay, climate control system |
| FMI2 | 2/33 Relay, fuel system, CNG/LPG |
| FST1 | 2/91 Relay, intermittent wiping |
| FST2 | 2/182 Relay, high pressure headlight washer motor |
| FST3 | 2/90 Relay, windshield wiper, low/high speed |

Ground connections Overview



Ground connection

31/1 - 31/44

| 31/1 Right MacPherson strut tower | |
|--|--------------------------------------|
| 6/3 | Right-hand headlight wiper motor |
| 6/104 | High pressure headlight washer motor |
| 7/5 | Washer fluid level sensor |

| 31/2 Left MacPherson strut tower | |
|---|----------------------------|
| 4/71 | Cooling fan control module |

| 31/4 Engine | |
|--------------------|-------------------|
| 31/44 | Ground connection |

| 31/5 D-post, right-hand | |
|--------------------------------|--------------------|
| 9/2 | Heated rear window |

| 31/6 A-post, left-hand side | |
|------------------------------------|---------------------------------------|
| 3/6 | Hazard warning flasher switch |
| 4/31 | Fan control module, RHD |
| 4/33 | Sunroof Control Module (SRM) |
| 4/56 | Central Electronic Module (CEM), LHD |
| 10/29 | Glove compartment lighting |
| 10/125 | Left-hand front courtesy lighting |
| 10/126 | Right-hand front courtesy lighting |
| 16/65 | Antenna ring/ignition switch lighting |

| 31/10 A-post, right-hand side | |
|--------------------------------------|--------------------------------------|
| 4/31 | Fan control module, LHD |
| 4/56 | Central Electronic Module (CEM), RHD |
| 4/84 | Suspension Module (SUM) |
| 9/1 | Front 12V outlet |
| 9/25 | Rear 12V outlet |

| 31/44 Left-hand side member, lower engine compartment | |
|--|-------------------|
| 31/4 | Ground connection |

Ground connection

31/46 - 31/67

| 31/46 Rear seat riser, left-hand side | |
|--|---|
| 3/27 | Switch unit, power passenger seat, RHD |
| 3/76 | Left-hand rear door lock unit |
| 3/85 | Rear left door power window switch |
| 4/52 | Power Seat Module (PSM), LHD |
| 4/82 | Differential Electronic Module (DEM) |
| 8/51 | Front left side airbag igniter |
| 8/59 | Rear left head restraint solenoid |
| 9/12 | Seat Heater Module (SHM), driver's side |

| 31/47 Rear seat riser, left-hand side | |
|--|------------------------------|
| 4/58 | Rear Electronic Module (REM) |

| 31/48 Rear seat riser, right-hand side | |
|---|--------------------------|
| 4/83 | Fuel pump control module |
| 6/31 | Feed pump, ejectors |
| 6/33 | Fuel pump |

| 31/53 Firewall | |
|-----------------------|---------|
| 1/1 | Battery |

| 31/66 Front seat riser, left-hand side | |
|---|--|
| 3/126 | Driver/Passenger Door Module (DDM)/(PDM) |

| 31/67 Front seat riser, right-hand side | |
|--|--|
| 3/27 | Switch unit, power passenger seat, LHD |
| 3/86 | Rear right door power window switch |
| 3/127 | Passenger/Driver Door Module (PDM)/(DDM) |
| 4/52 | Power Seat Module (PSM), RHD |
| 6/35 | Fuel pump, auxiliary heater |
| 8/52 | Front right side airbag igniter |
| 9/13 | Seat Heater Module (SHM), passenger side |
| 10/123 | Right rear courtesy lighting, S80 |

Ground connection

31/70 - 31/83

| 31/70 Left-hand side member, lower engine compartment | |
|--|---|
| 10/65 | Auxiliary light, front right, accessories |
| 10/69 | FL auxiliary light, accessory |

| 31/72 Cargo compartment | |
|--------------------------------|---|
| 4/58 | Rear Electronic Module (REM) |
| 4/86 | Parking Assistance Module (PAM) |
| 7/100 | Inclination Sensor Module (ISM) |
| 10/18 | Lamp housing, rear left |
| 10/127 | Lighting, cargo compartment, left-hand side |
| 16/15 | CD changer, accessories |
| 16/45 | Road Traffic Information (RTI) |

| 31/73 Rear seat riser, right-hand side | |
|---|--|
| 8/60 | Rear right head restraint solenoid |
| 8/76 | Gas tank valve, Bi-Fuel |
| 8/85 | Thermostatic switch and fuel filter heating |
| 8/88 | Solenoid, gas tank CNG rear |
| 8/89 | Solenoid, fuel tank CNG front left |
| 8/90 | Solenoid, fuel tank CNG front right |
| 10/17 | Lamp housing, rear right |
| 10/128 | Lighting, cargo compartment, right-hand side |
| 17/19 | 12V outlet, cargo compartment |

| 31/83 A-post, left-hand side | |
|-------------------------------------|---------------------------------------|
| 3/117 | Switch unit, dome light |
| 4/33 | Sunroof Control Module (SRM) |
| 4/70 | Upper Electronic Module (UEM) |
| 5/1 | Driver Information Module (DIM) |
| 7/122 | Mass Movement Sensor (MMS), front |
| 7/149 | Rain Sensor Module (RSM) |
| 10/19 | Auxiliary brake light |
| 10/114 | Left-hand vanity mirror lighting |
| 16/65 | Antenna ring/ignition switch lighting |
| 31/98 | Ground connection |

Ground connections

31/84 - 31/91

| 31/84 A-post, right-hand side | |
|--------------------------------------|--|
| 3/111 | Light Switch Module (LSM) |
| 3/112 | Climate Control Module (CCM) |
| 3/254 | Steering Wheel Module (SWM) |
| 6/48 | Damper Motor Module (DMM), recirculation |
| 6/69 | Damper Motor Module (DMM) |
| 6/95 | Damper Motor Module (DMM), left-hand side |
| 6/96 | Damper Motor Module (DMM), right-hand side |
| 6/102 | Damper Motor Module (DMM), defroster |
| 6/103 | Damper Motor Module (DMM), floor/ventilation |
| 7/159 | Air Quality Sensor (AQS) |
| 16/1 | Audio Module (AUM) |
| 16/2 | Amplifier |
| 16/46 | RTI Display |
| 16/60 | Phone Module (PHM) |
| 17/13 | Data link connector |

| 31/88 Engine, ignition coils, group 1 | |
|--|------------------------------|
| 20/3 | Spark plug and ignition coil |
| 20/4 | Spark plug and ignition coil |

| 31/89 Engine, ignition coils, group 2 | |
|--|------------------------------|
| 20/5 | Spark plug and ignition coil |
| 20/6 | Spark plug and ignition coil |
| 20/7 | Spark plug and ignition coil |
| 20/8 | Spark plug and ignition coil |

| 31/91 Engine | |
|---------------------|---|
| 4/50 | Electronic Throttle Module (ETM), Bi-Fuel |
| 9/32 | PTC resistor - air preheating, Bi-Fuel |

Ground connection

31/93

| 31/93 Left MacPherson strut tower | |
|--|--|
| 3/10 | Reversing light contact, MAN |
| 3/62 | Hood alarm contact |
| 4/7 | Combustion Preheater Module (CPM) |
| 4/56 | Central Electronic Module (CEM) |
| 4/99 | Electronic power steering control module |
| 6/1 | Windshield wiper motor |
| 6/4 | Motor, left-hand headlight |
| 6/38 | Left-hand headlight level adjustment motor |
| 6/114 | Vacuum pump |
| 7/4 | Brake fluid level sensor |
| 7/73 | Coolant level sensor |
| 7/51 | Accelerator pedal sensor |
| 8/37 | Automatic transmission |
| 8/79 | Valve LPG, Bi-Fuel |
| 8/134 | Solenoid, reverse interlock, manual |
| 9/30 | Auxiliary heater |
| 10/1 | Left-hand front lamp housing |
| 10/5 | Front left fog light |
| 10/11 | Front left parking light |
| 10/13 | Front left direction indicator |
| 10/15 | Front left fender direction indicator, EU/OS |
| 10/71 | Side marker light, front left |
| 15/31 | Engine compartment distribution box |
| 16/10 | Horn 1 |
| 16/11 | Horn 2 |
| 20/16 | Capacitor |
| 2/91 | Relay, intermittent wiping |
| 54/9 | Connector |

Ground connection

31/94 - 31/102

| 31/94 Right MacPherson strut tower | |
|---|---|
| 4/28 | Transmission Control Module (TCM) |
| 6/39 | Right-hand headlight adjustment motor |
| 10/2 | Right-hand front lamp housing |
| 10/6 | Front right fog light |
| 10/12 | Front right parking light |
| 10/14 | Front right direction indicator |
| 10/16 | Front right fender direction indicator, EU/OS |
| 10/73 | Side marker light, front right |
| 16/35 | Siren Control Module (SCM) |

| 31/95 Left MacPherson strut tower | |
|--|----------------------------|
| 4/16 | Brake control module (BCM) |

| 31/96 Right MacPherson strut tower | |
|---|---|
| 4/46 | Engine Control Module (ECM) |
| 6/105 | Fuel distributor, gas, CNG/LPG |
| 9/32 | PTC resistor - air preheating, Diesel, Gasoline 5-cyl |

| 31/98 Windshield member, upper | |
|---------------------------------------|---------------------------------------|
| 3/117 | Switch unit, dome light |
| 4/33 | Sunroof Control Module (SRM) |
| 4/70 | Upper Electronic Module (UEM) |
| 5/1 | Driver Information Module (DIM) |
| 7/122 | Mass Movement Sensor (MMS) |
| 7/149 | Rain Sensor Module (RSM) |
| 10/19 | Auxiliary brake light |
| 10/114 | Left-hand vanity mirror lighting |
| 10/115 | Right-hand vanity mirror lighting |
| 10/150 | Rear reading light |
| 16/65 | Antenna ring/ignition switch lighting |
| 31/83 | Ground connection |

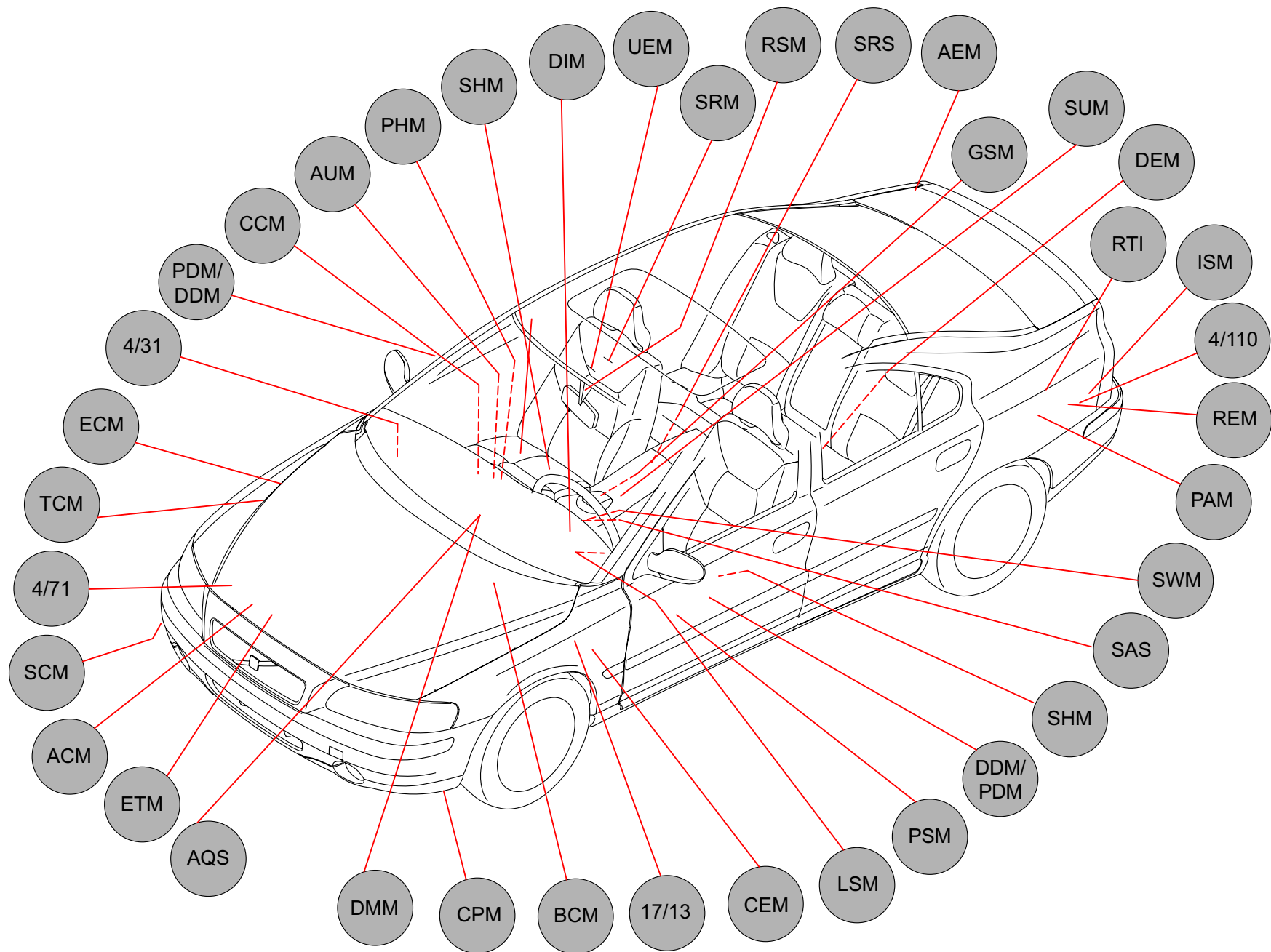
| 31/102 Front member | |
|----------------------------|-----------------------------|
| 2/192 | Relay (230V), engine heater |

Ground connection 31/120

| 31/120 Cargo compartment | |
|---------------------------------|--|
| 2/191 | Relay, remote parking heater start, radio signal |
| 4/78 | Accessory Electronic Module (AEM) |
| 4/106 | Control module, remote parking heater start |
| 4/110 | Trailer Module (TRM) |
| 17/39 | 13-pin outlet, towbar cable harness |
| 17/38 | 7-pin outlet, towbar cable harness |
| 16/15 | CD changer |
| 16/46 | RTI Display |

Control modules

Overview of locations



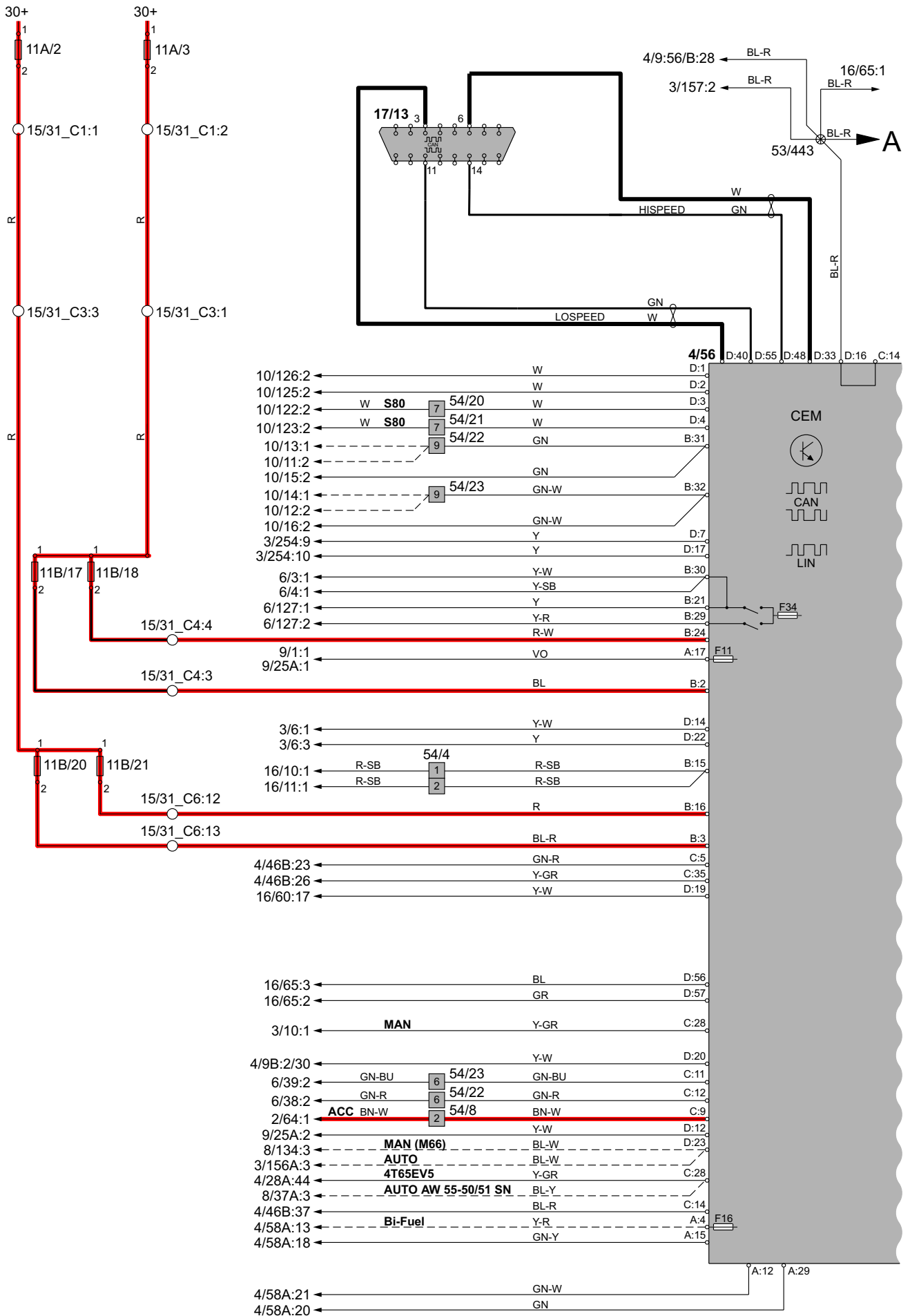
Control modules

Overview of designations

| Unit | Designation |
|---------|--|
| ACM | 6/26 Alternator Control Module (ACM) |
| AEM | 4/78 Accessory Electronic Module (AEM) |
| AQS | 7/159 Air Quality Sensor (AQS) |
| AUM | 16/1 Audio Module (AUM) |
| BCM | 4/16 Brake control module (BCM) |
| CCM | 3/112 Climate Control Module (CCM) |
| CEM | 4/56 Central Electronic Module (CEM) |
| CPM | 4/7 Combustion Preheater Module (CPM) |
| DDM/PDM | 3/126 Driver/Passenger Door Module (DDM)/(PDM) |
| DEM | 4/82 Differential Electronic Module (DEM) |
| DIM | 5/1 Driver Information Module (DIM) |
| DMM | Damper Motor Module (DMM) -6/48 Damper Motor Module (DMM), recirculation -6/95 Damper Motor Module (DMM), left-hand side -6/96 Damper Motor Module (DMM), right-hand side -6/102 Damper Motor Module (DMM), defroster -6/103 Damper Motor Module (DMM), floor/ventilation |
| ECM | 4/46 Engine Control Module (ECM) |
| ETM | 4/50 Electronic Throttle Module (ETM) |
| GSM | 3/156 Gear Selector Module (GSM) |
| ISM | 7/100 Inclination Sensor Module (ISM) |
| LSM | 3/111 Light Switch Module (LSM) |
| PAM | 4/86 Parking Assistance Module (PAM) |
| PDM/DDM | 3/127 Passenger/Driver Door Module (PDM)/(DDM) |
| PHM | 16/60 Phone Module (PHM) |
| PSM | 4/52 Power Seat Module (PSM) |
| REM | 4/58 Rear Electronic Module (REM) |
| RSM | 7/149 Rain Sensor Module (RSM) |
| RTI | 16/45 Road Traffic Information (RTI) |
| SAS | 4/68 Steering Angle Sensor Module (SAS) |
| SCM | 16/35 Siren Control Module (SCM) |
| SHM | Seat Heater Module (SHM) -9/12 Seat Heater Module (SHM), driver's side -9/13 Seat Heater Module (SHM), passenger side |
| SRM | 4/33 Sunroof Control Module (SRM) |
| SRS | 4/9 Control module, Supplemental Restraint System (SRS) |
| SUM | 4/84 Suspension Module (SUM) |
| SWM | 3/254 Steering Wheel Module (SWM) |
| TCM | 4/28 Transmission Control Module (TCM) |
| TRM | 4/110 Trailer Module (TRM) |
| UEM | 4/70 Upper Electronic Module (UEM) |
| 4/31 | 4/31 Fan control module |
| 4/71 | 4/71 Cooling fan control module |
| 17/13 | 17/13 Data link connector |

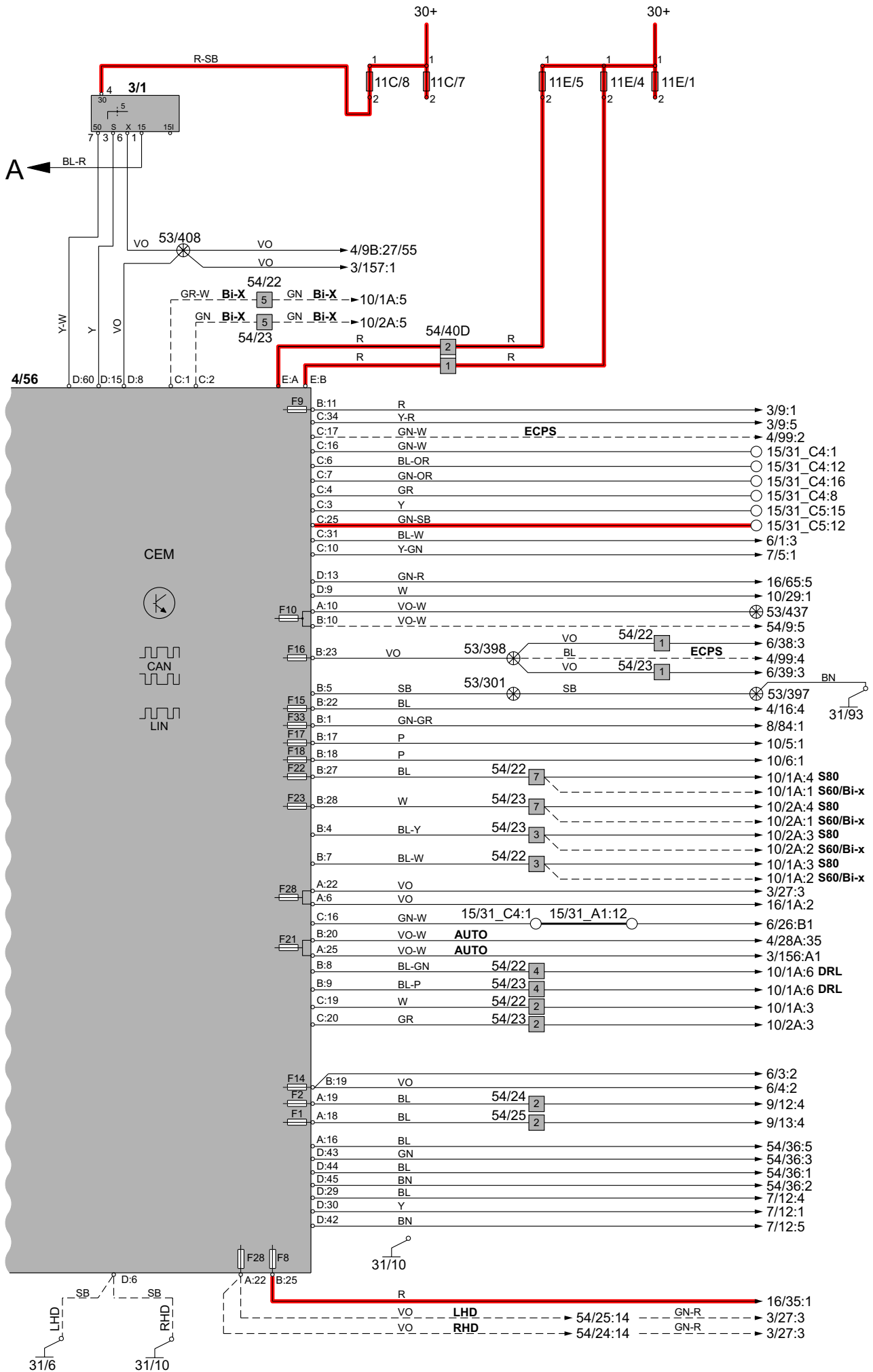
Control modules

Central Electronic Module (CEM) 1:2



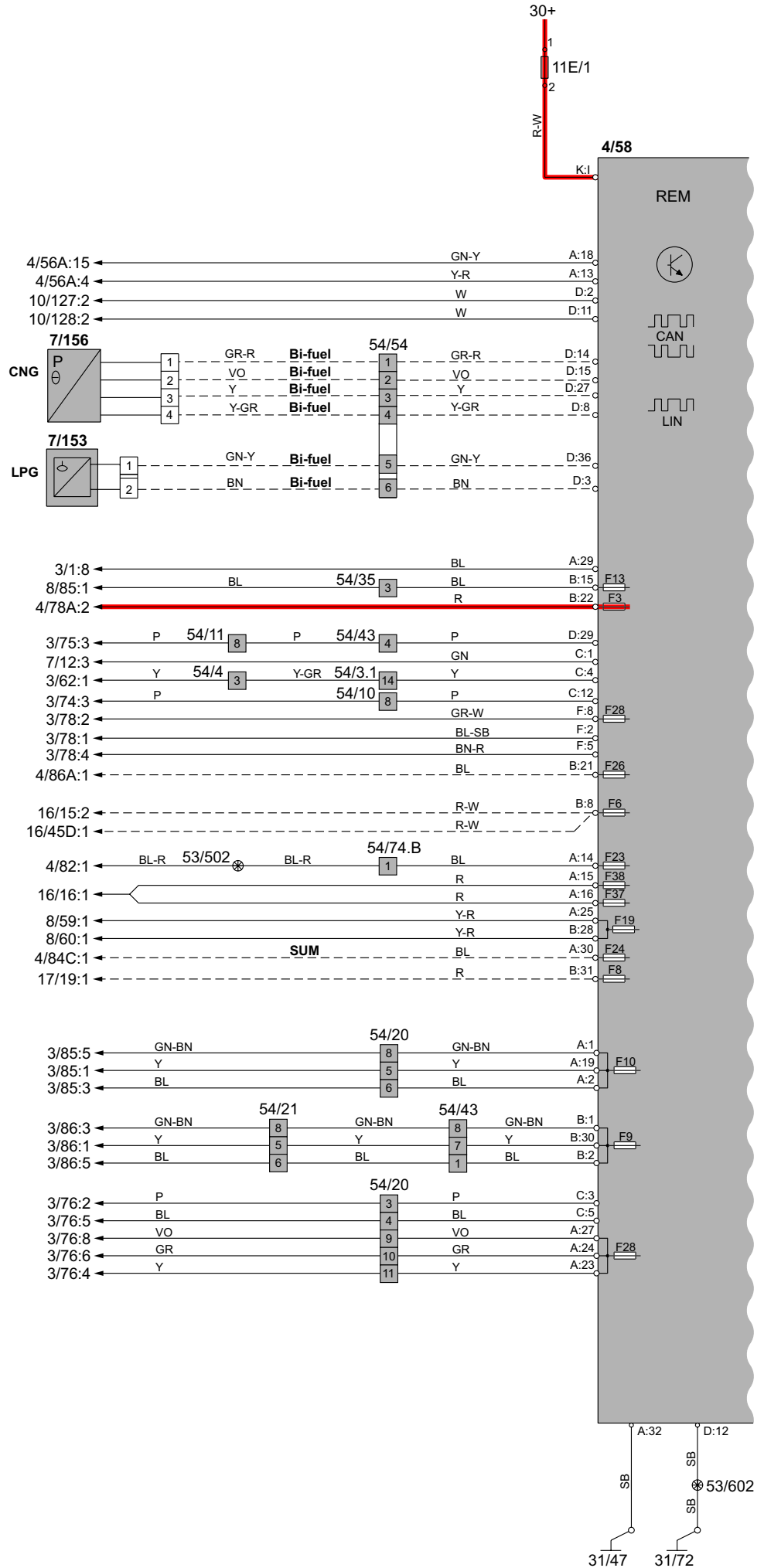
Control modules

Central Electronic Module (CEM) 2:2



Control modules

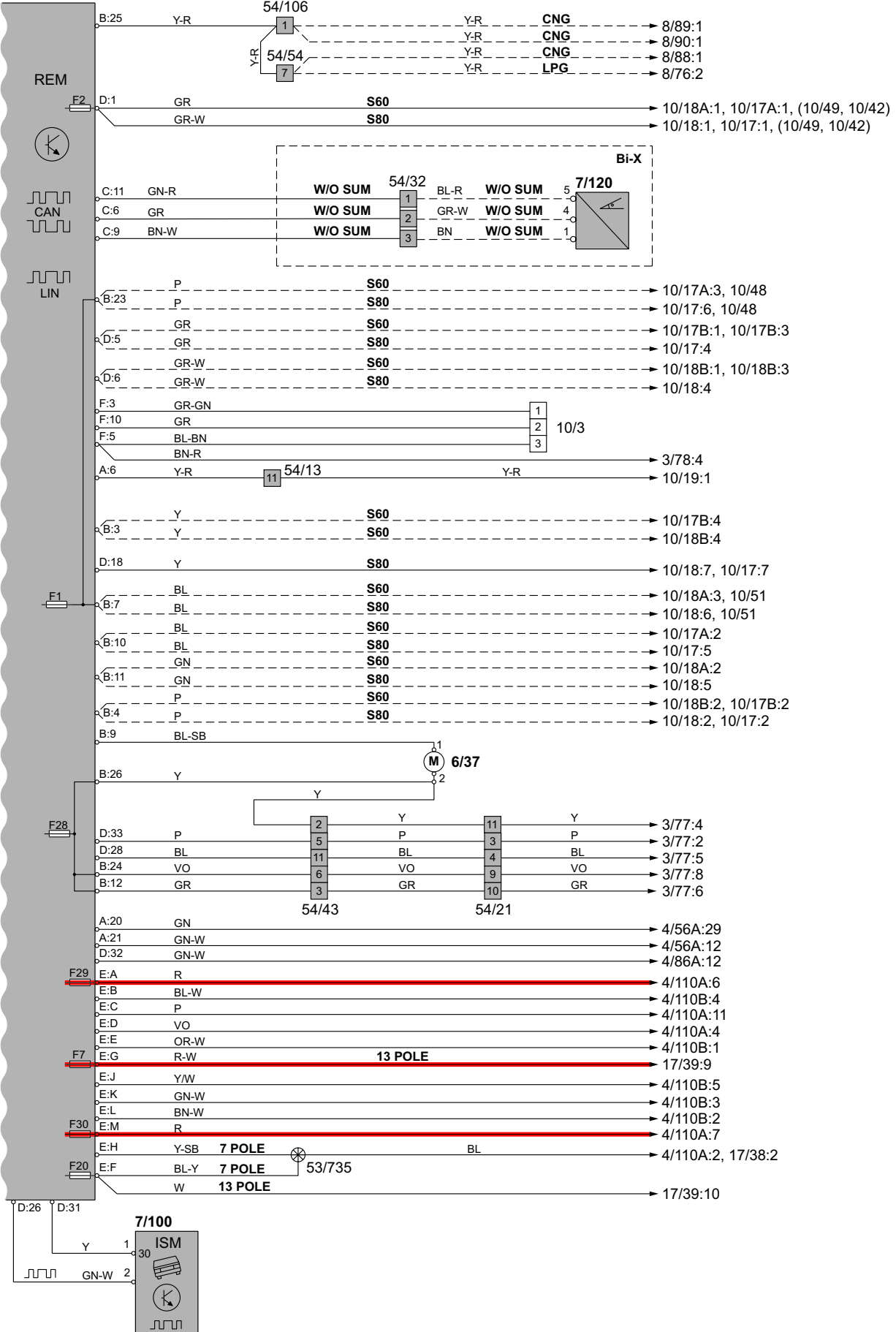
Rear Electronic Module (REM) 1:2



Control modules

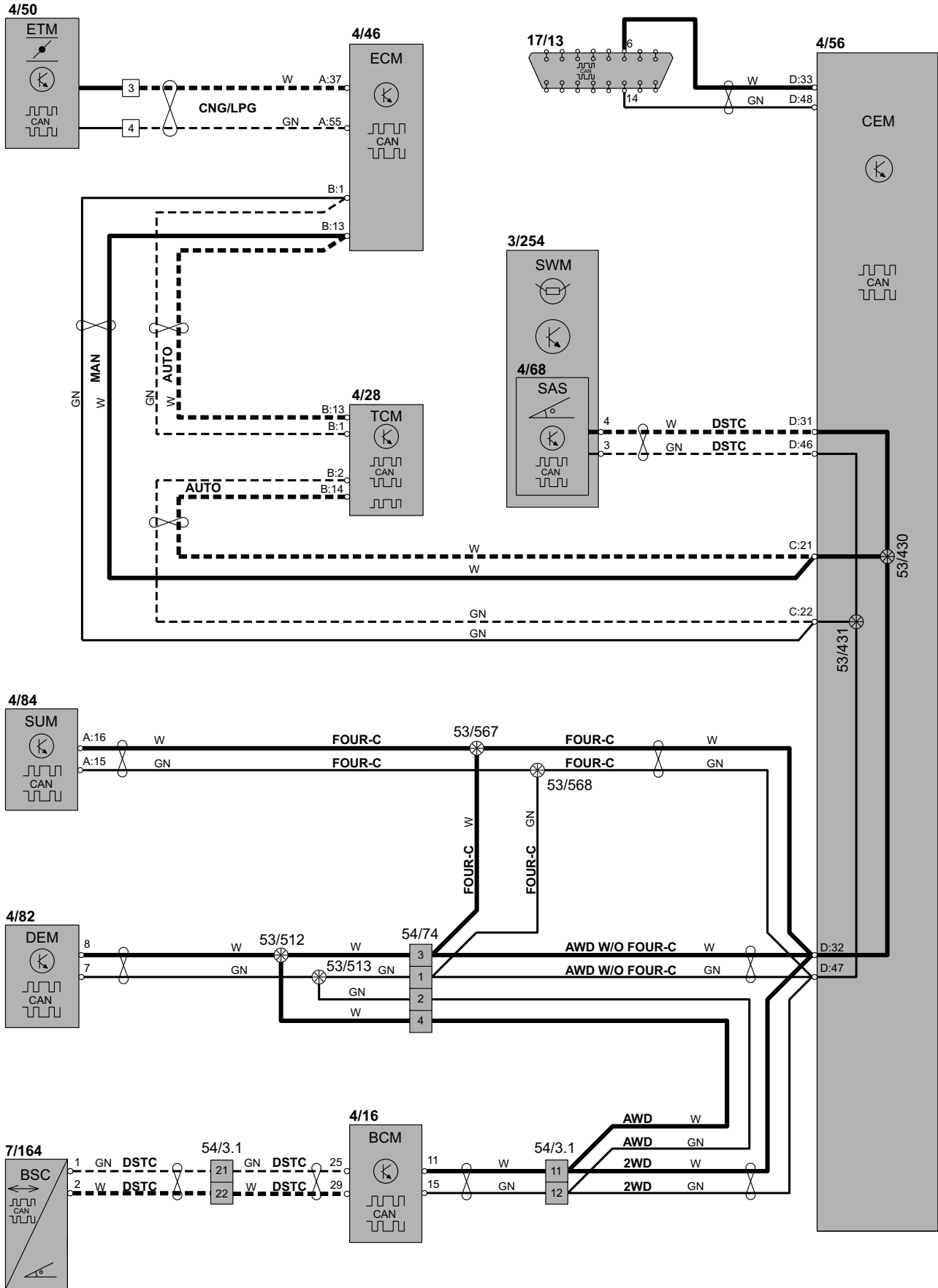
Rear Electronic Module (REM) 2:2

4/58



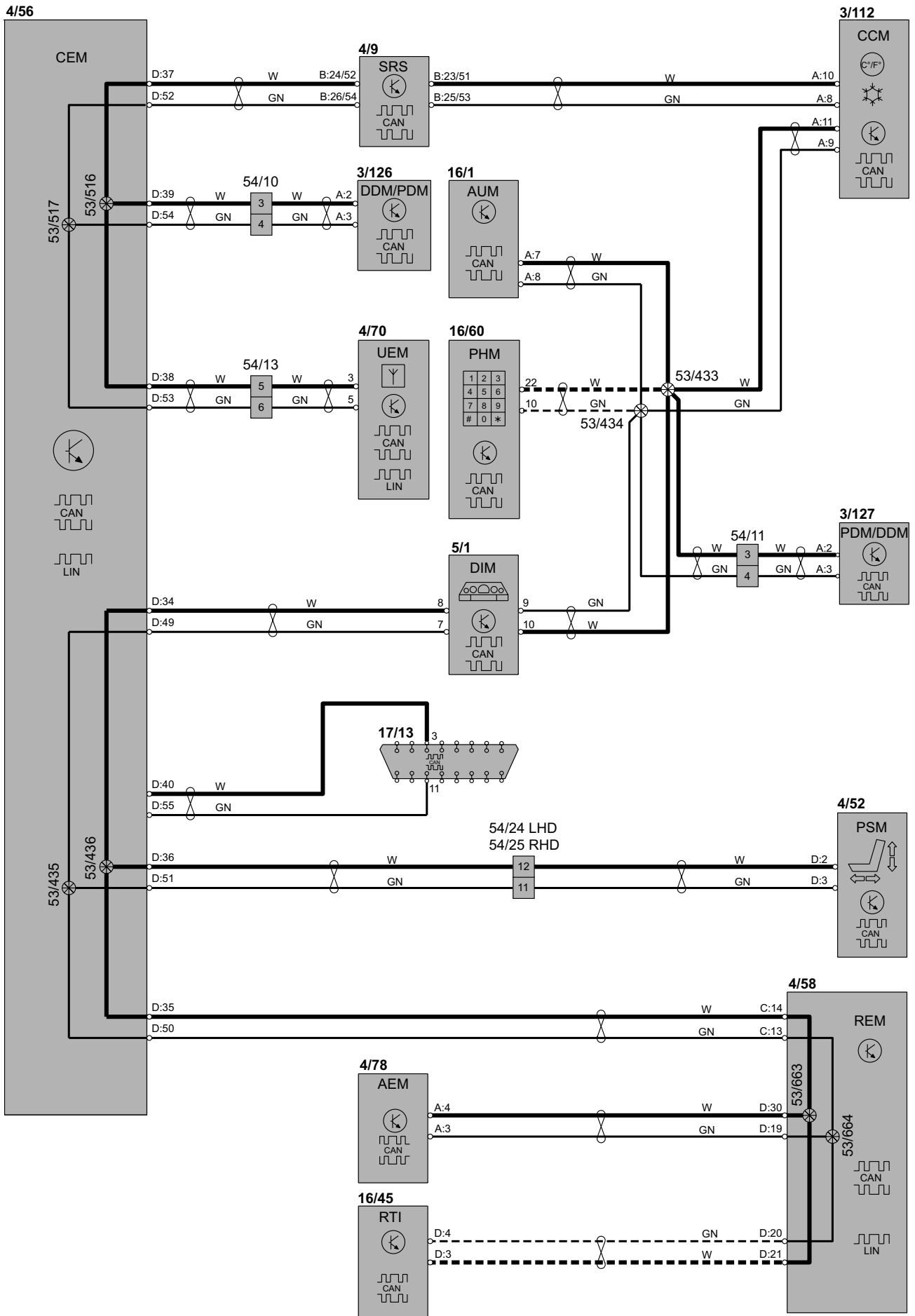
Control modules

High speed CAN data communication



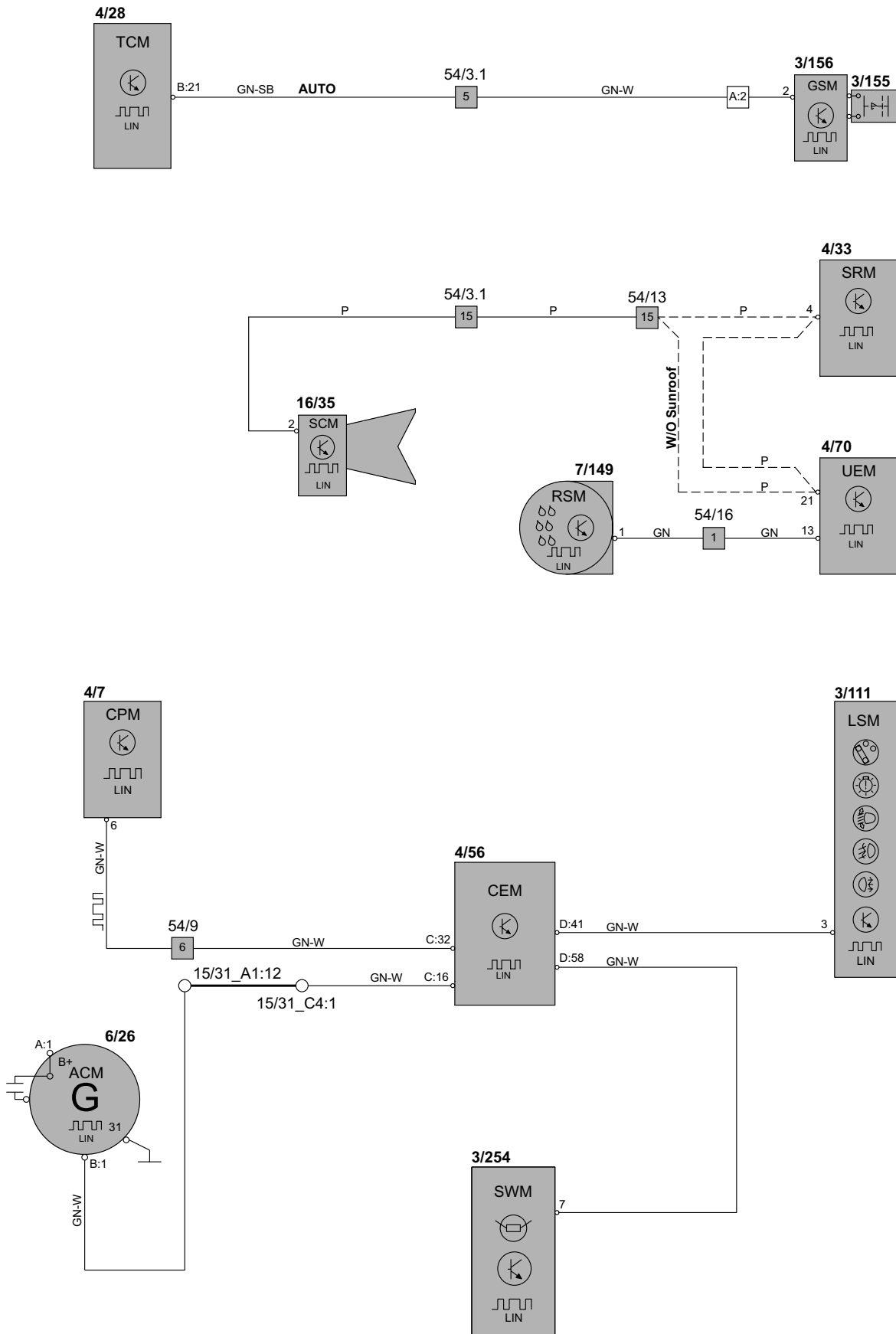
Control modules

Low speed CAN data communication



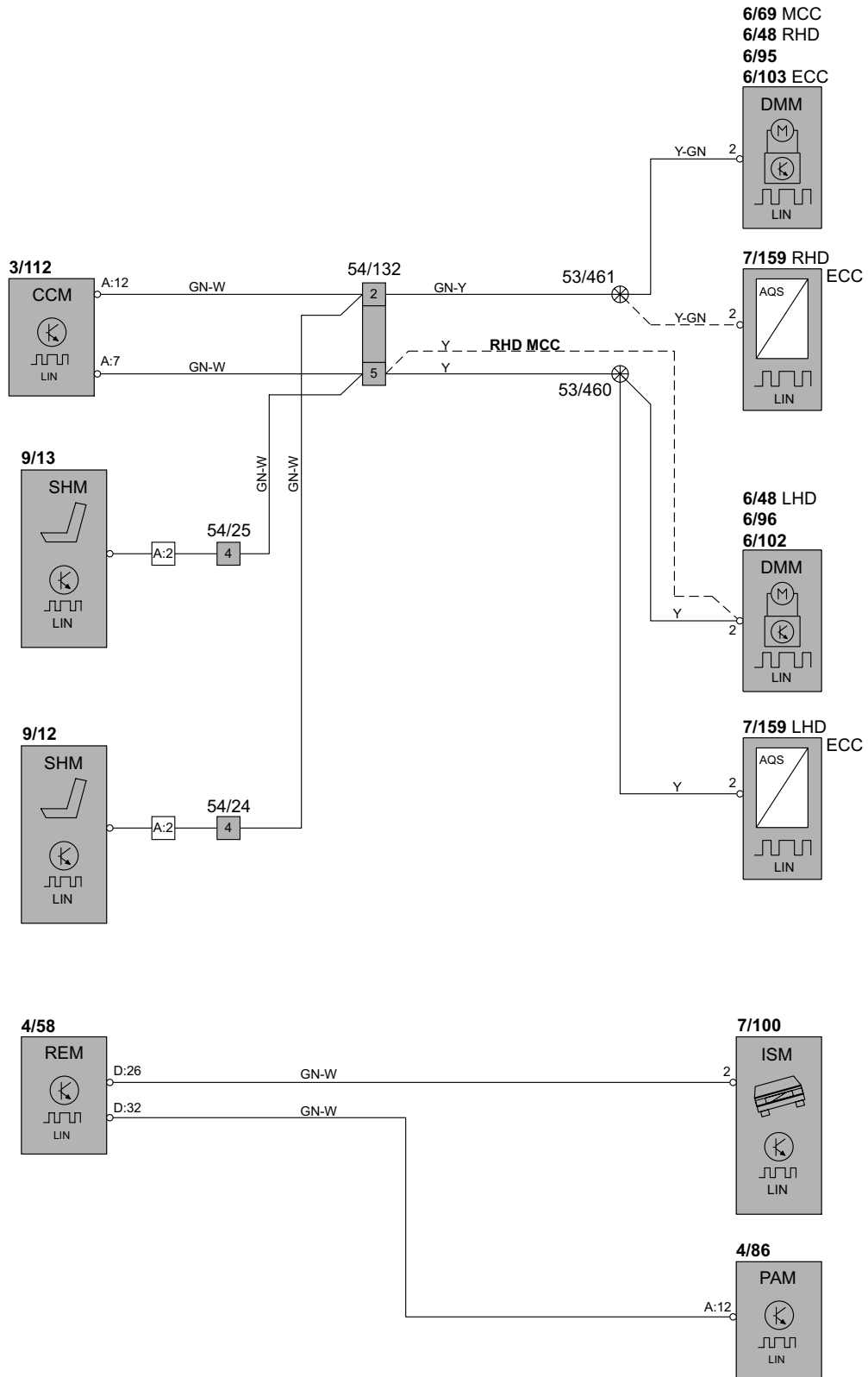
Control modules

LIN data communication 1:2



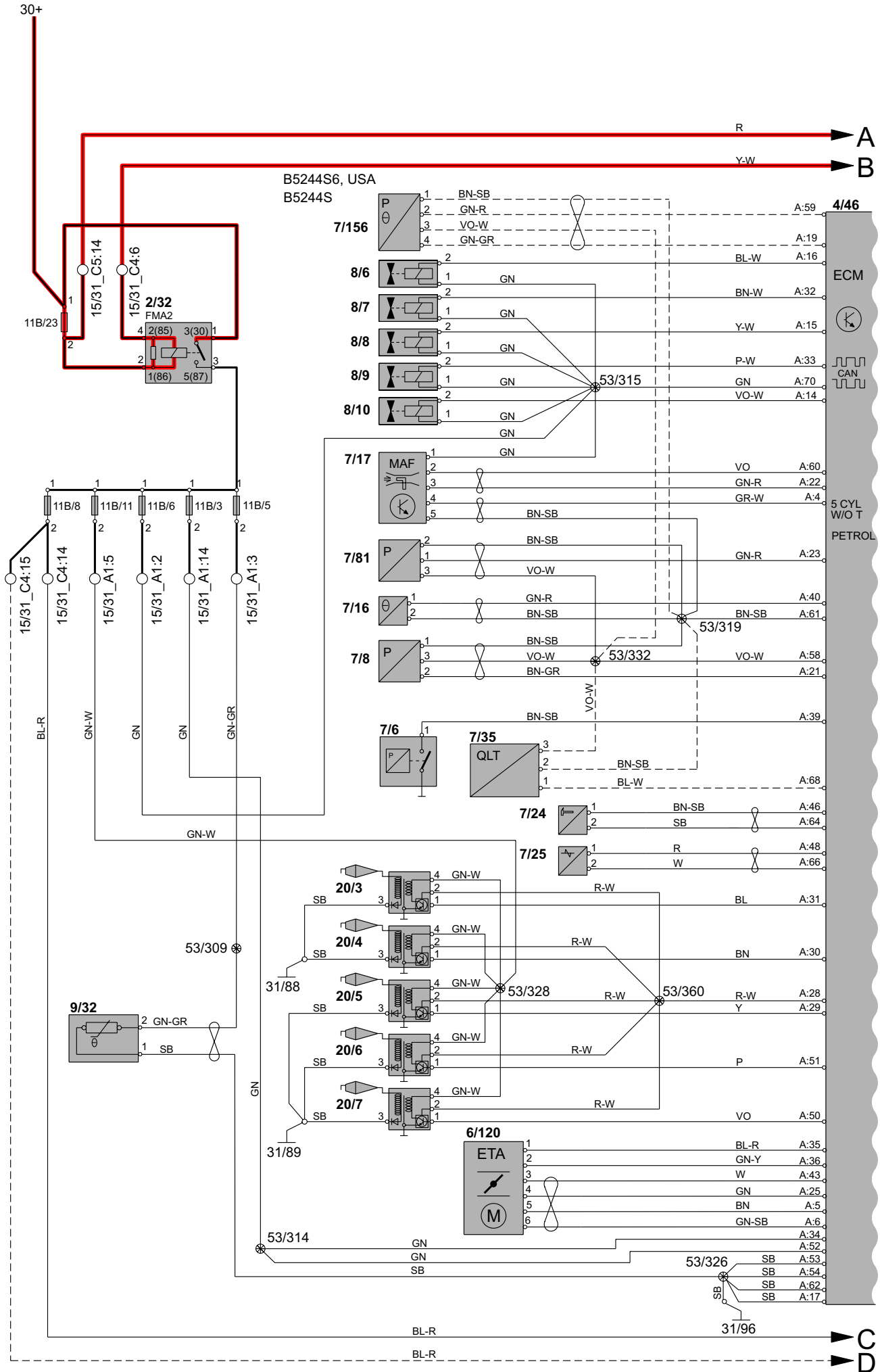
Control modules

LIN data communication 2:2



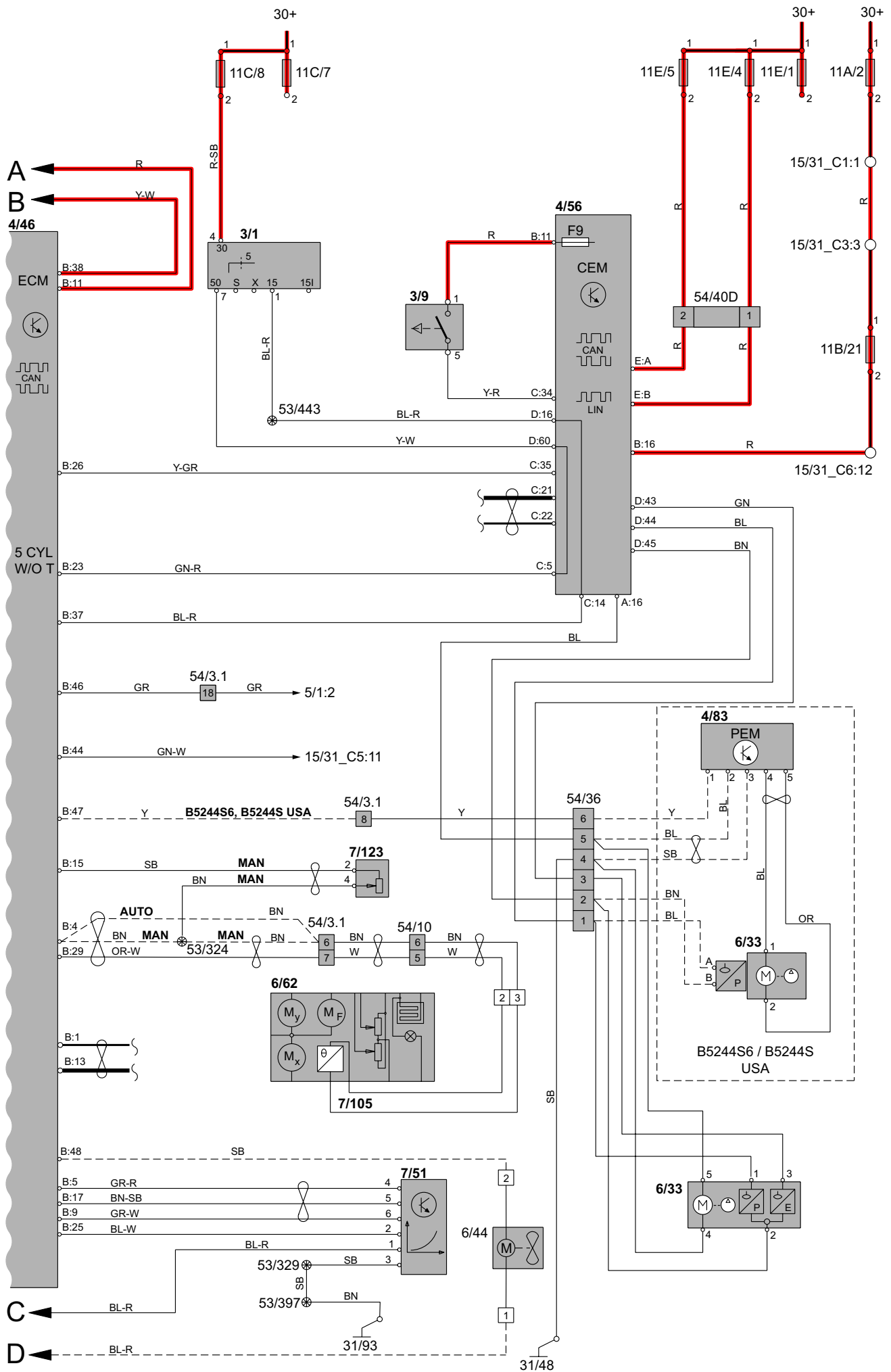
Group 23 Fuel system

Engine management system, 5-cyl 1:2

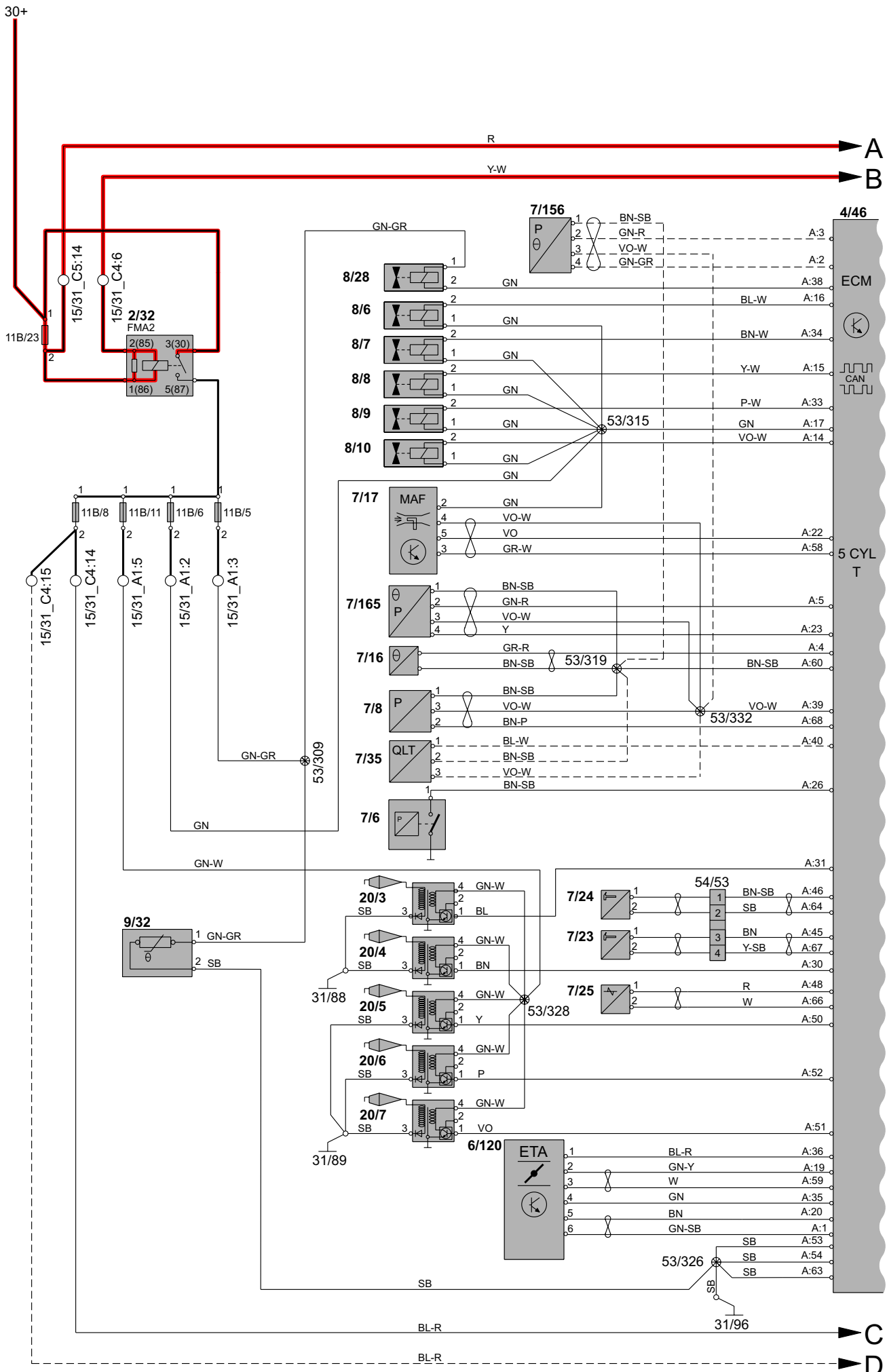


Group 23 Fuel system

Engine management system, 5-cyl 2:2

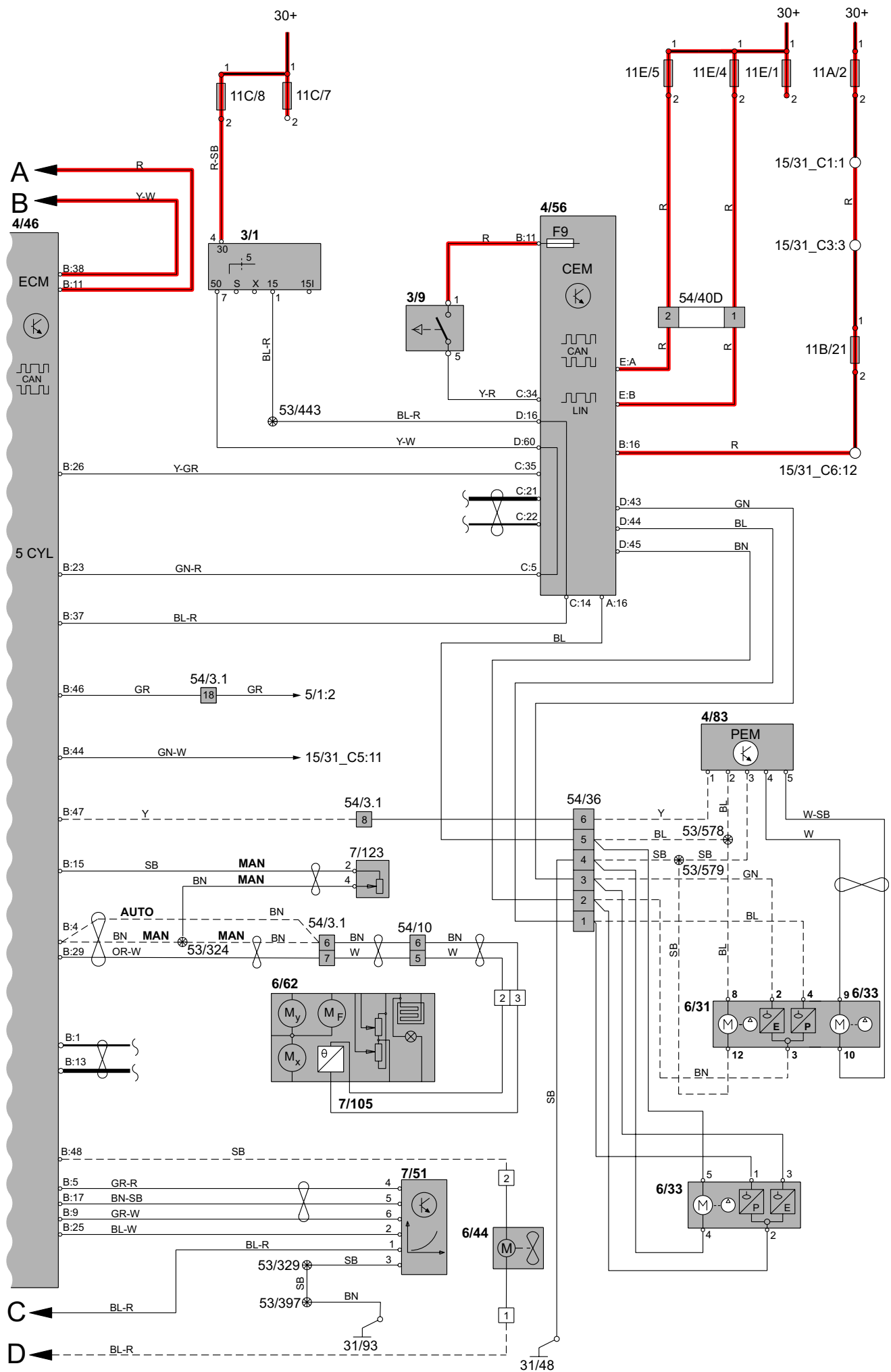


Group 23 Fuel system
Engine management system, 5-cyl Turbo 1:2



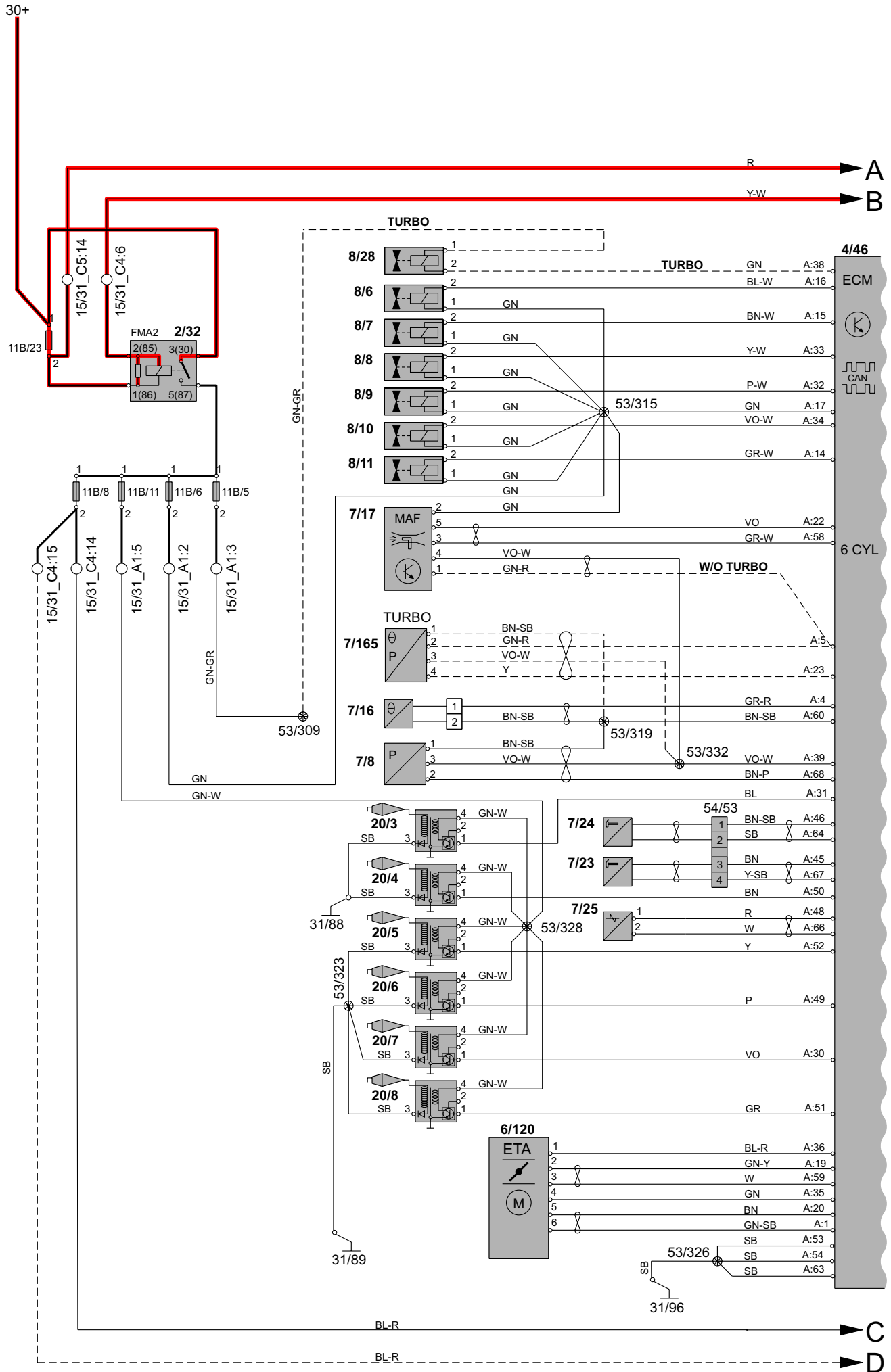
Group 23 Fuel system

Engine management system, 5-cyl Turbo 2:2



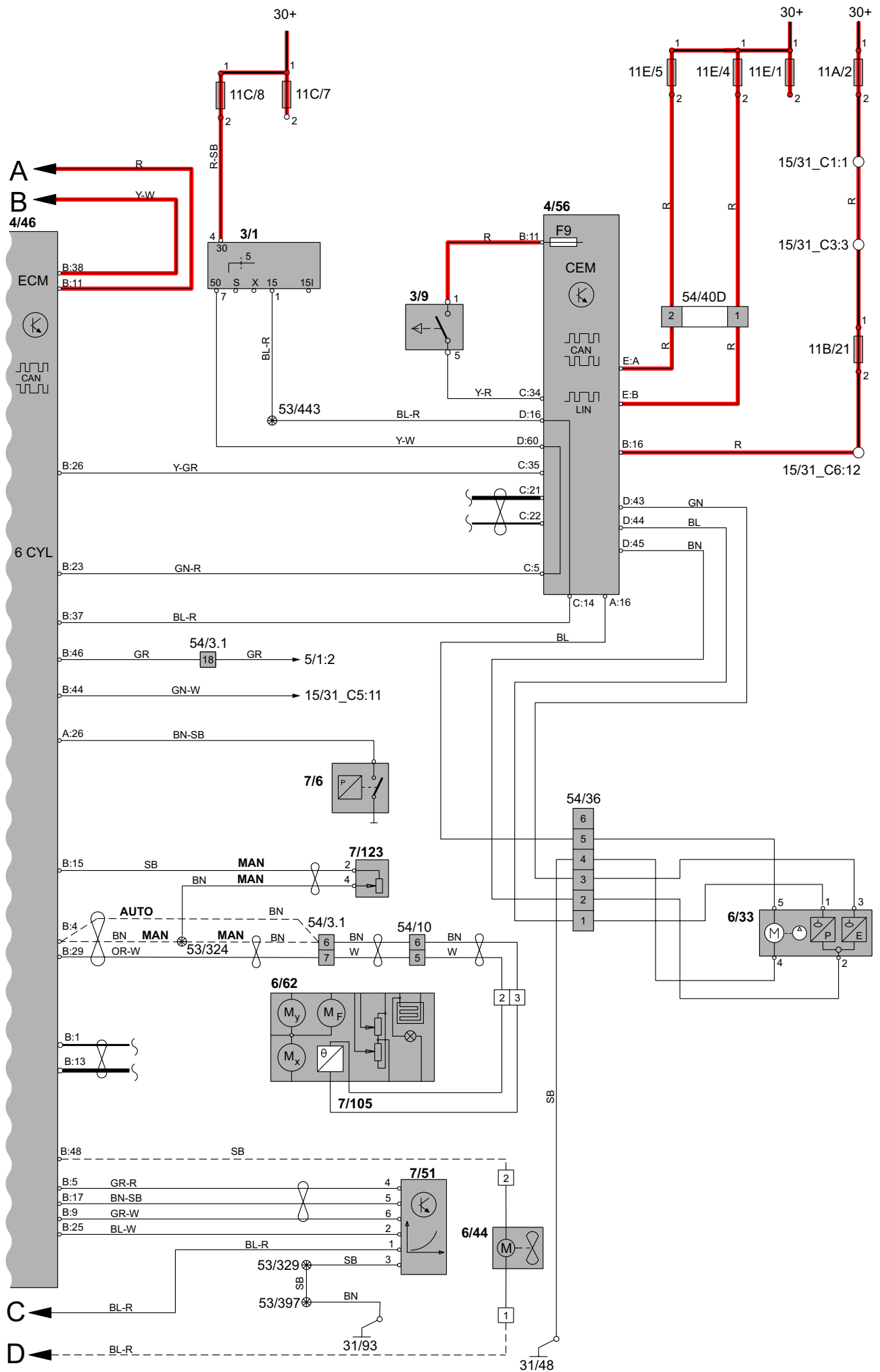
Group 23 Fuel system

Engine management system, 6-cyl 1:2



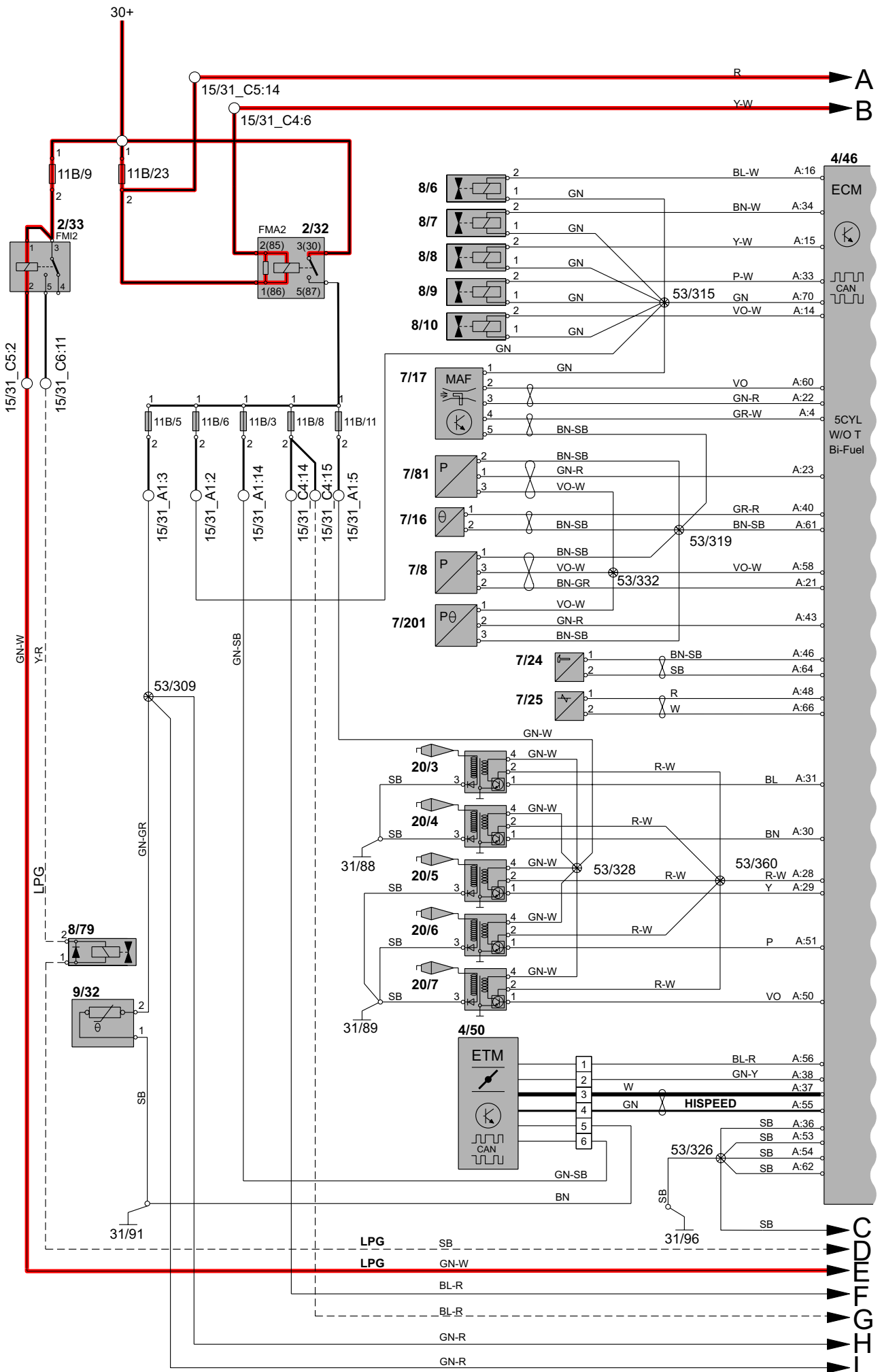
Group 23 Fuel system

Engine management system, 6-cyl 2:2



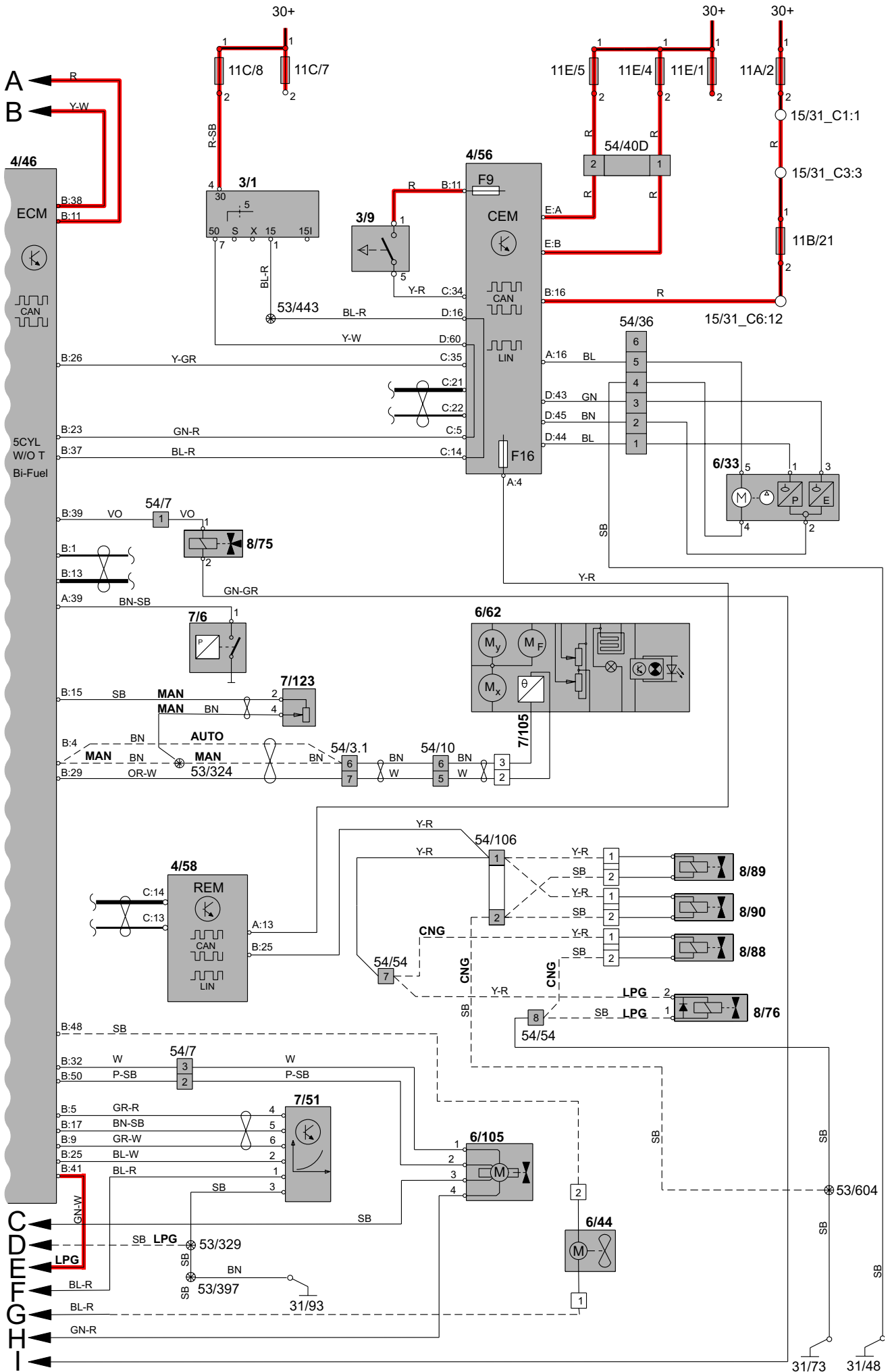
Group 23 Fuel system

Engine management system, Bi-fuel 1:2



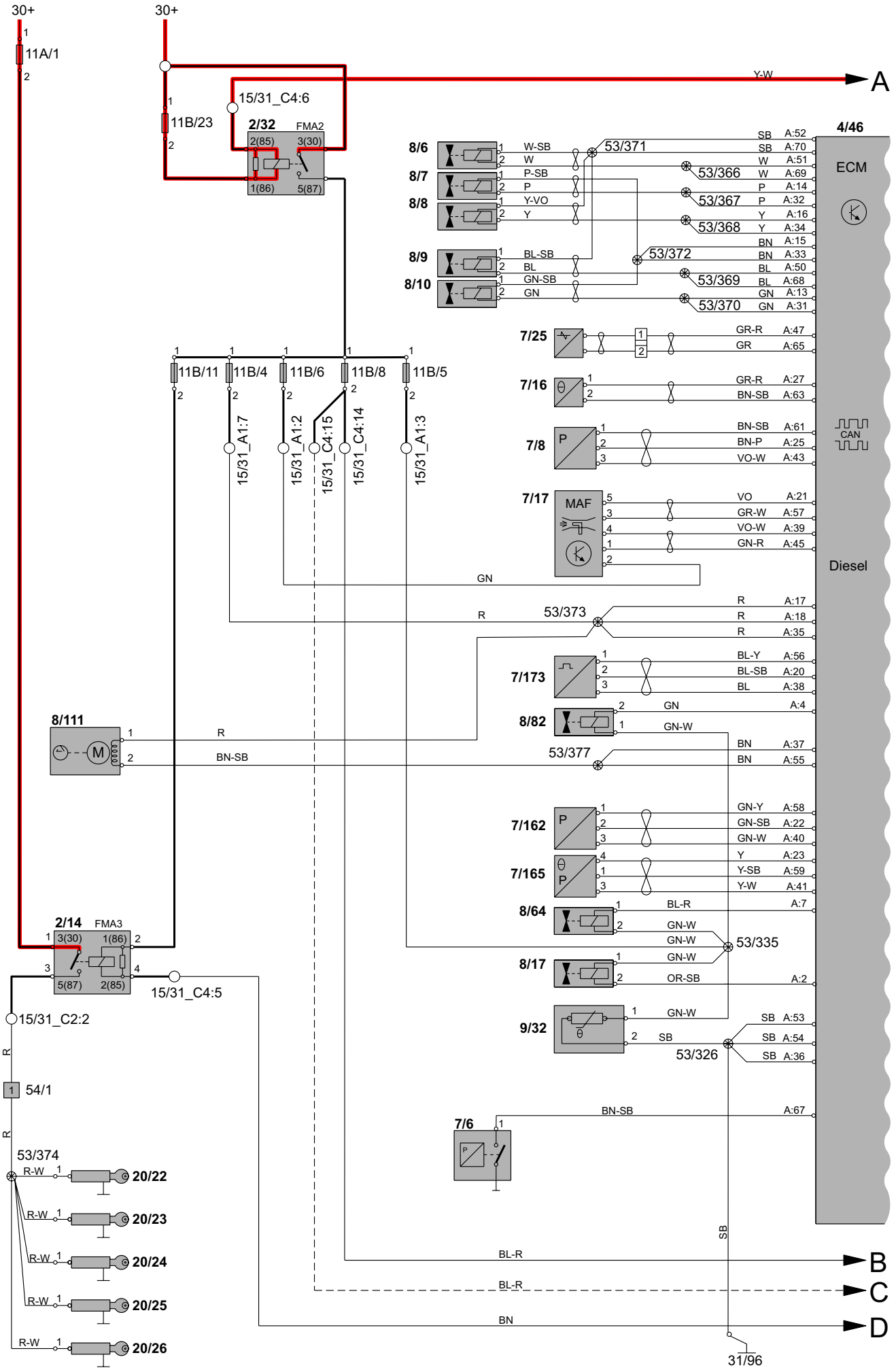
Group 23 Fuel system

Engine management system, Bi-fuel 2:2



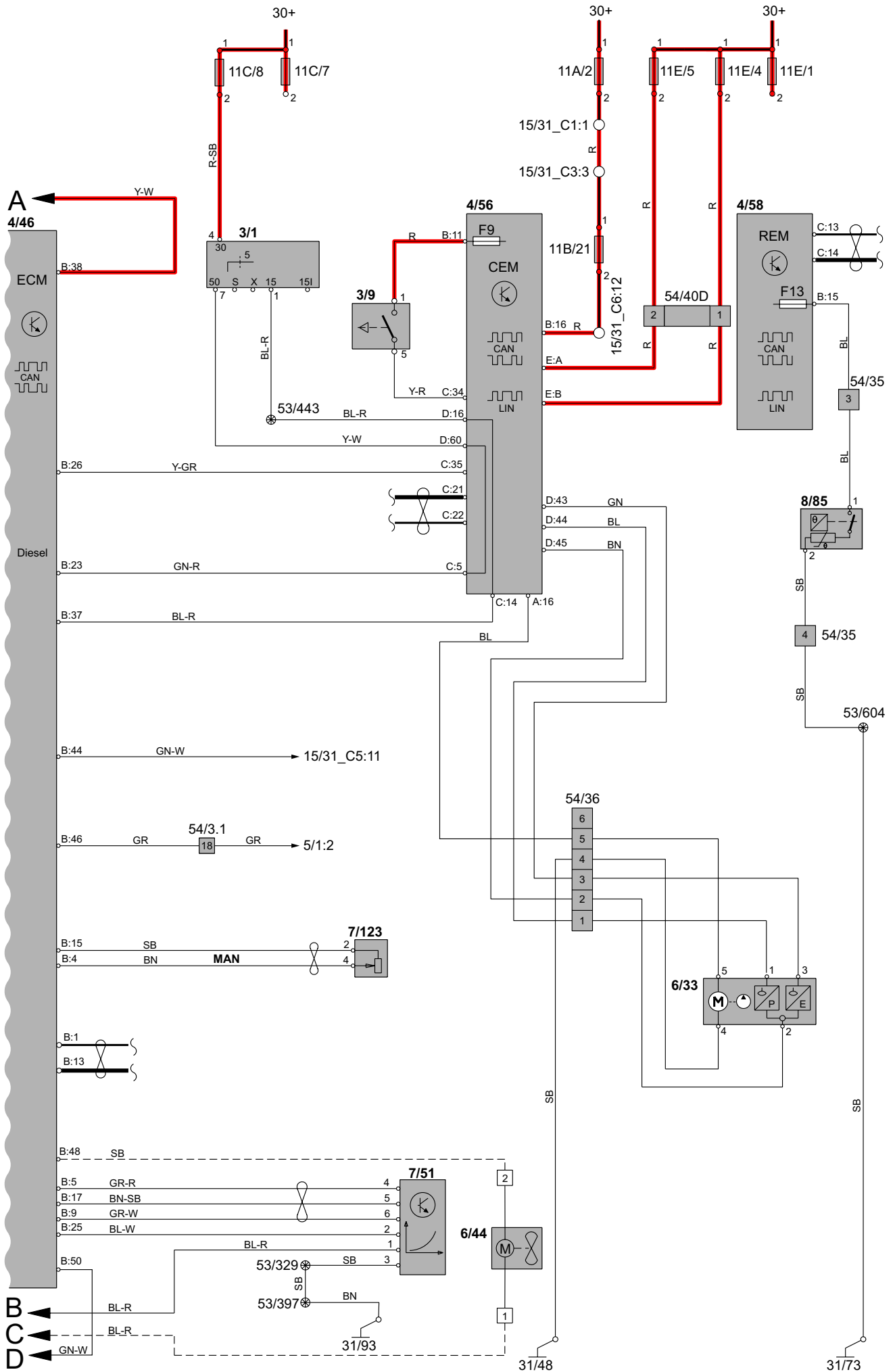
Group 23 Fuel system

Engine management system, Diesel 1:2



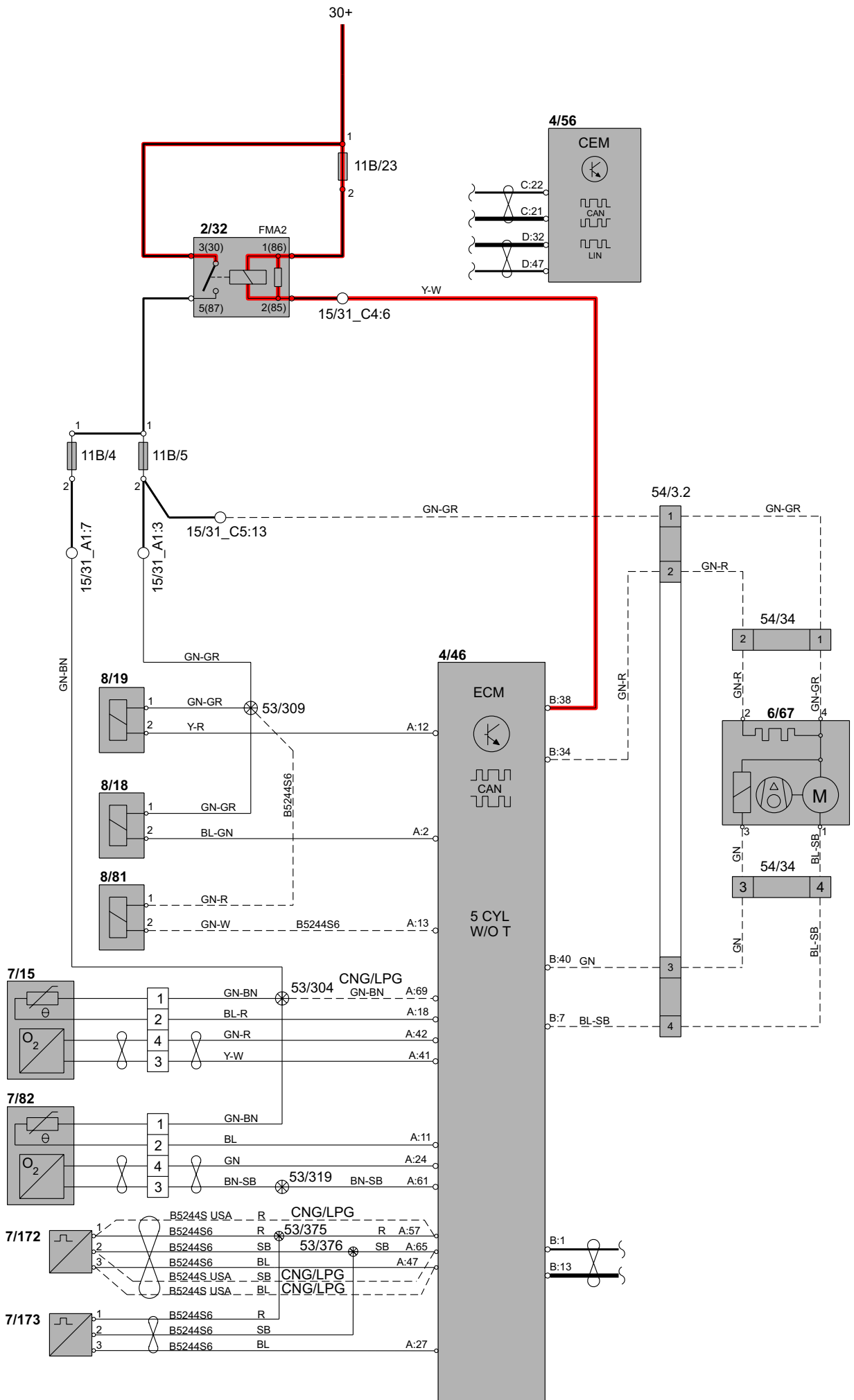
Group 23 Fuel system

Engine management system, Diesel 2:2



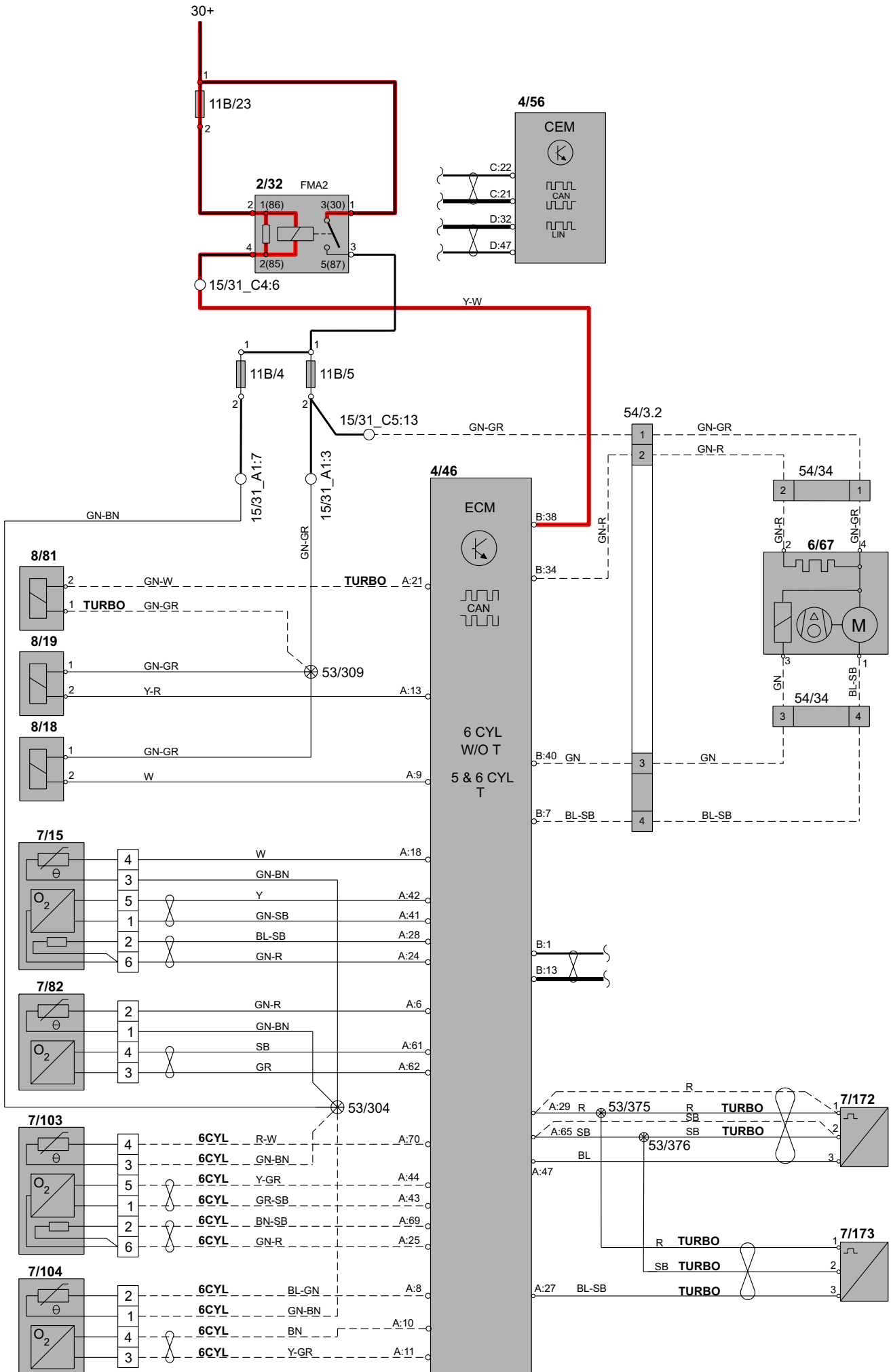
Group 23 Fuel system

Emission control, 5-cyl



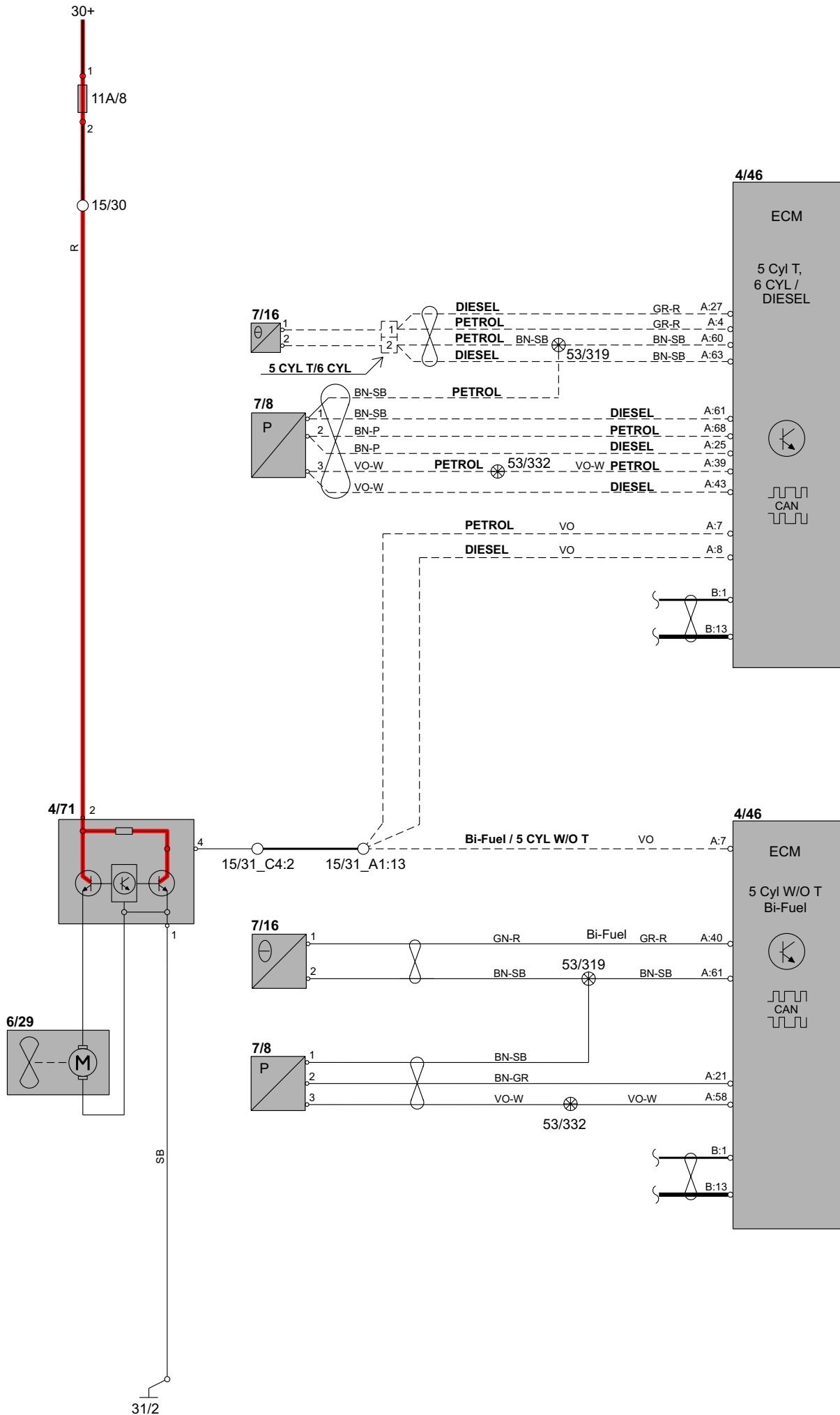
Group 23 Fuel system

Emission control, 5-cyl & 6-cyl Turbo



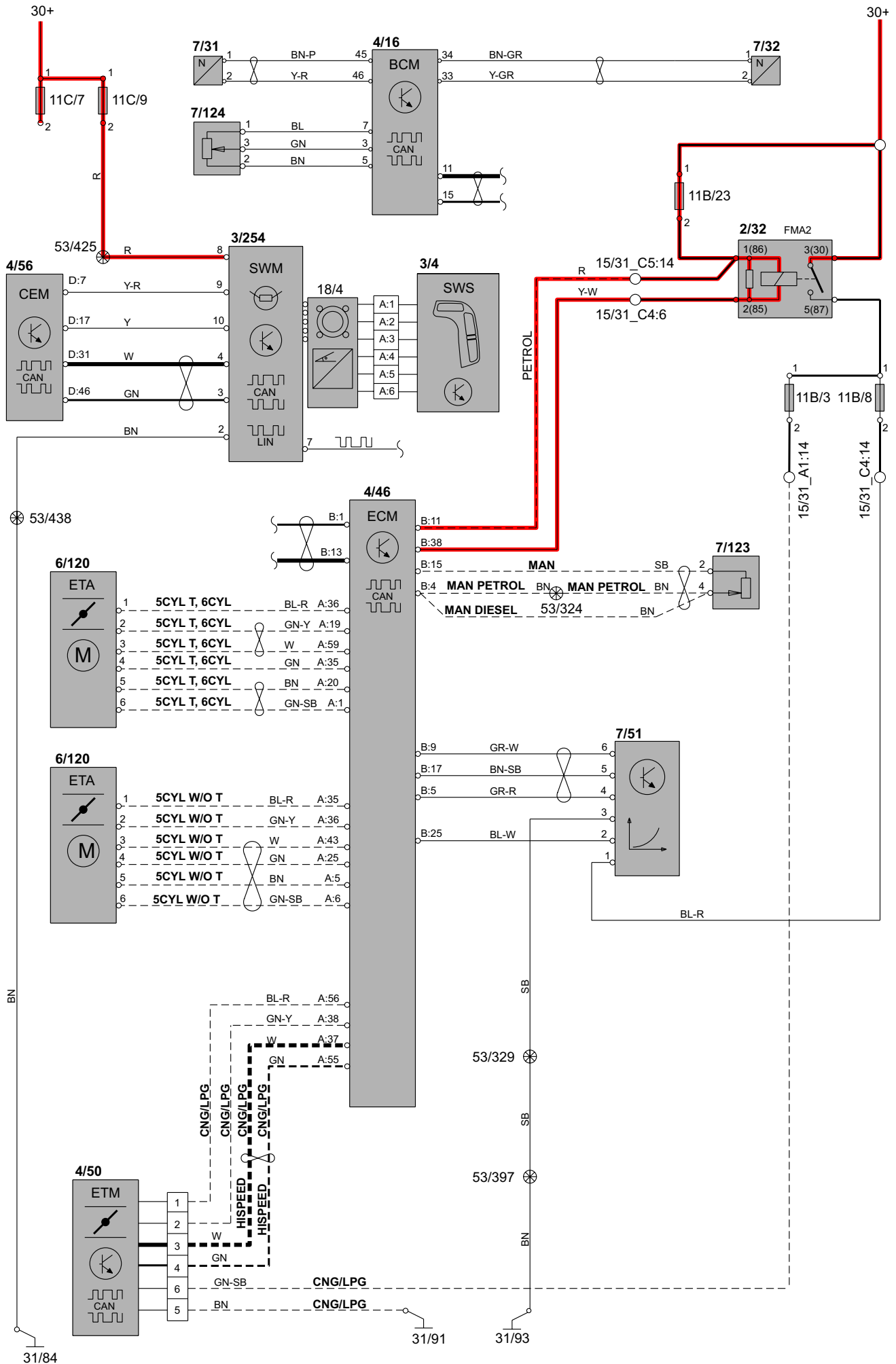
Group 26 Cooling system

Cooling fan

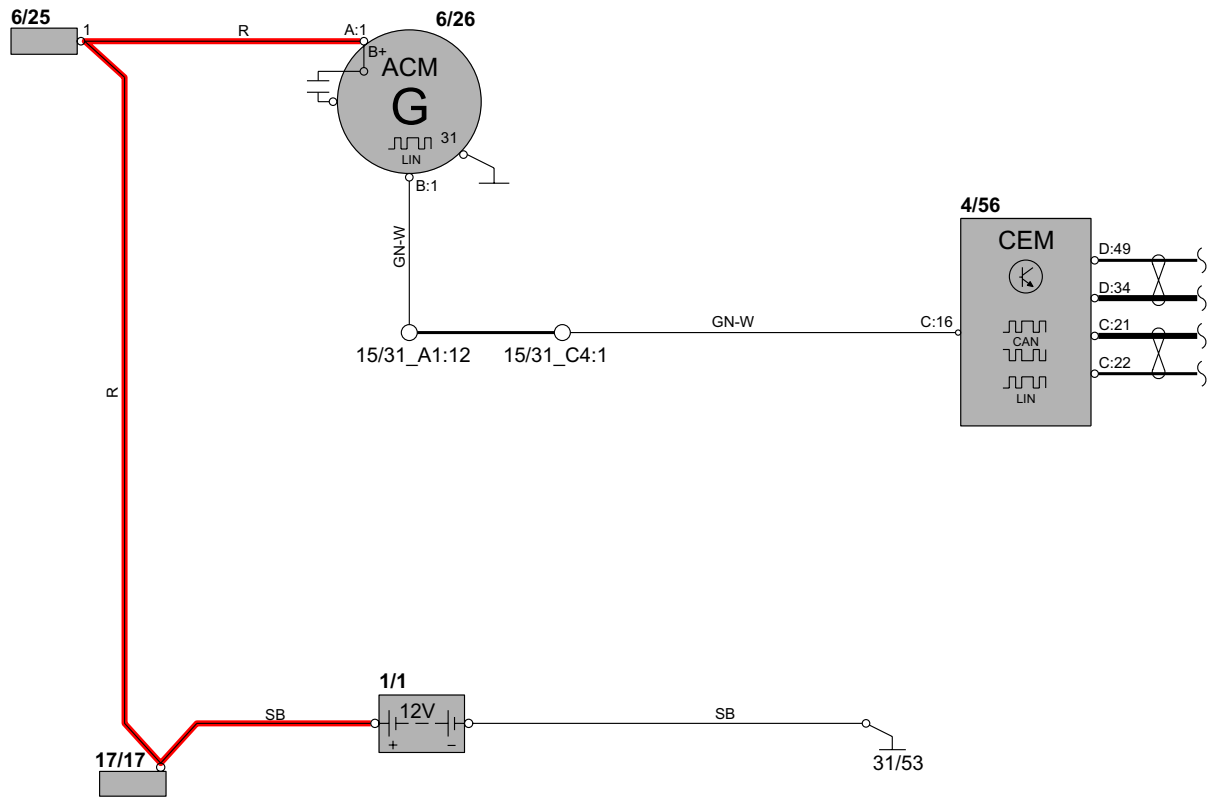


Group 27 Engine control

Cruise control

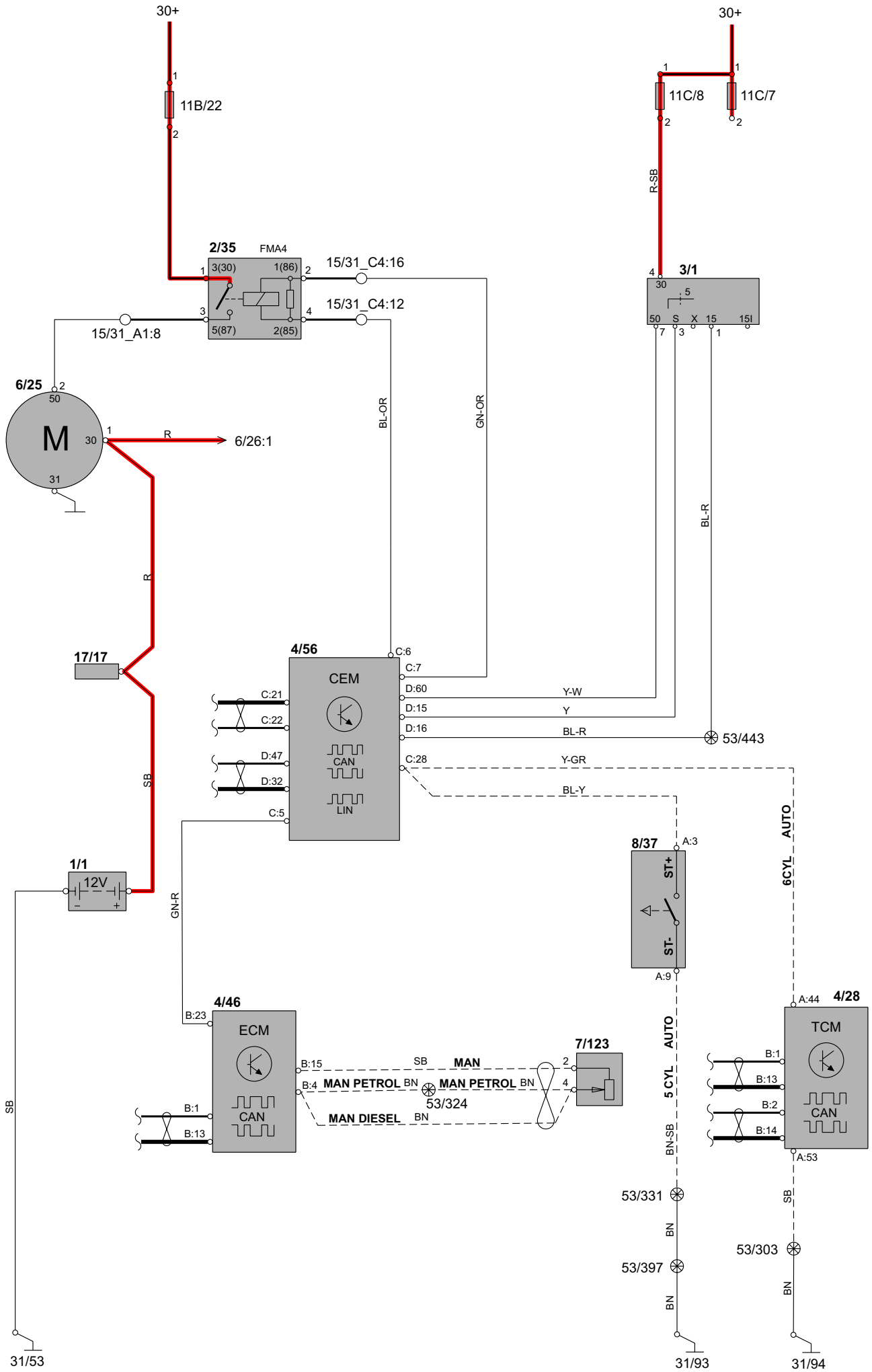


Group 32 Alternator and voltage regulator Power supply



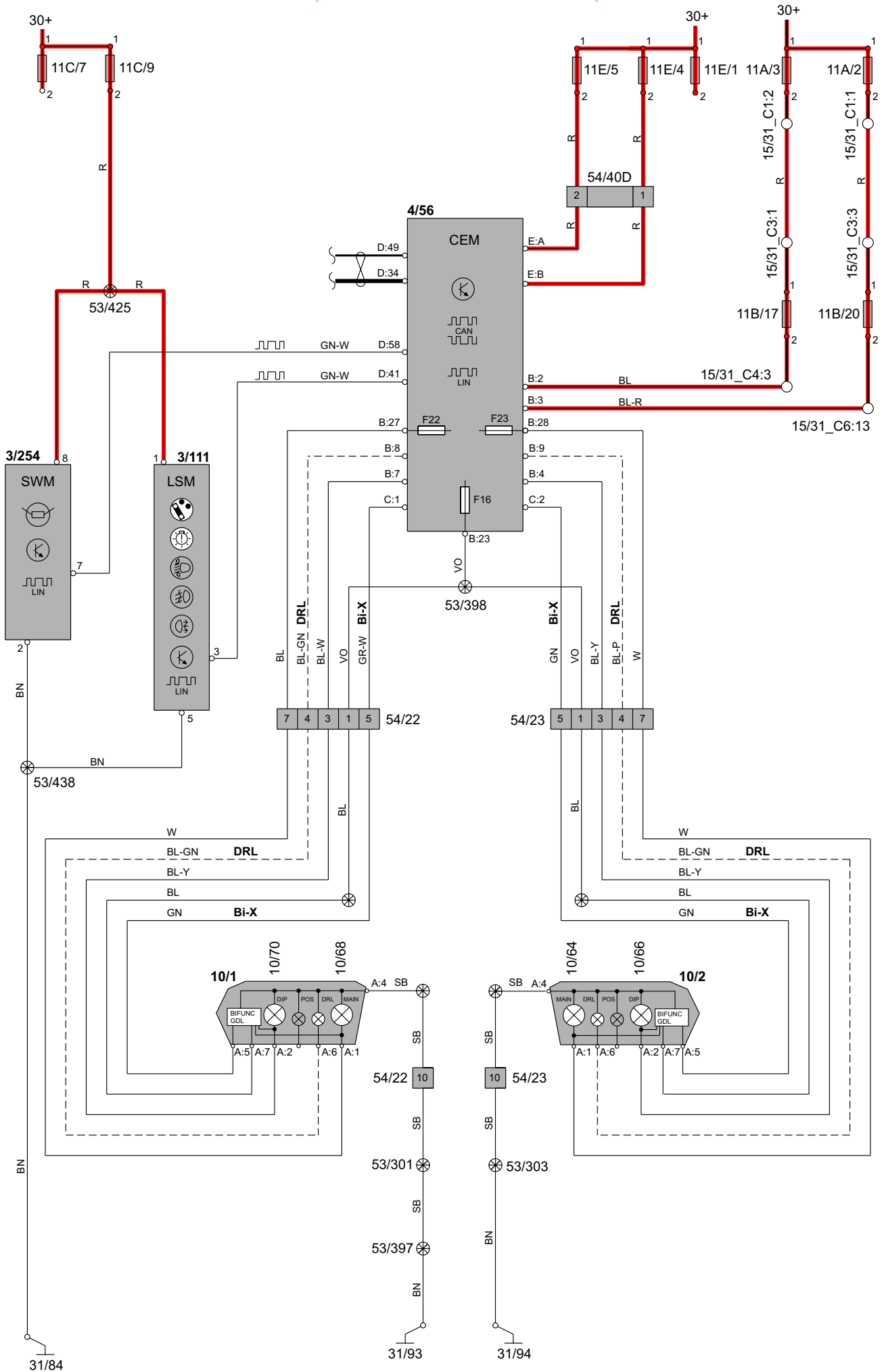
Group 33 Starting system

Starting system



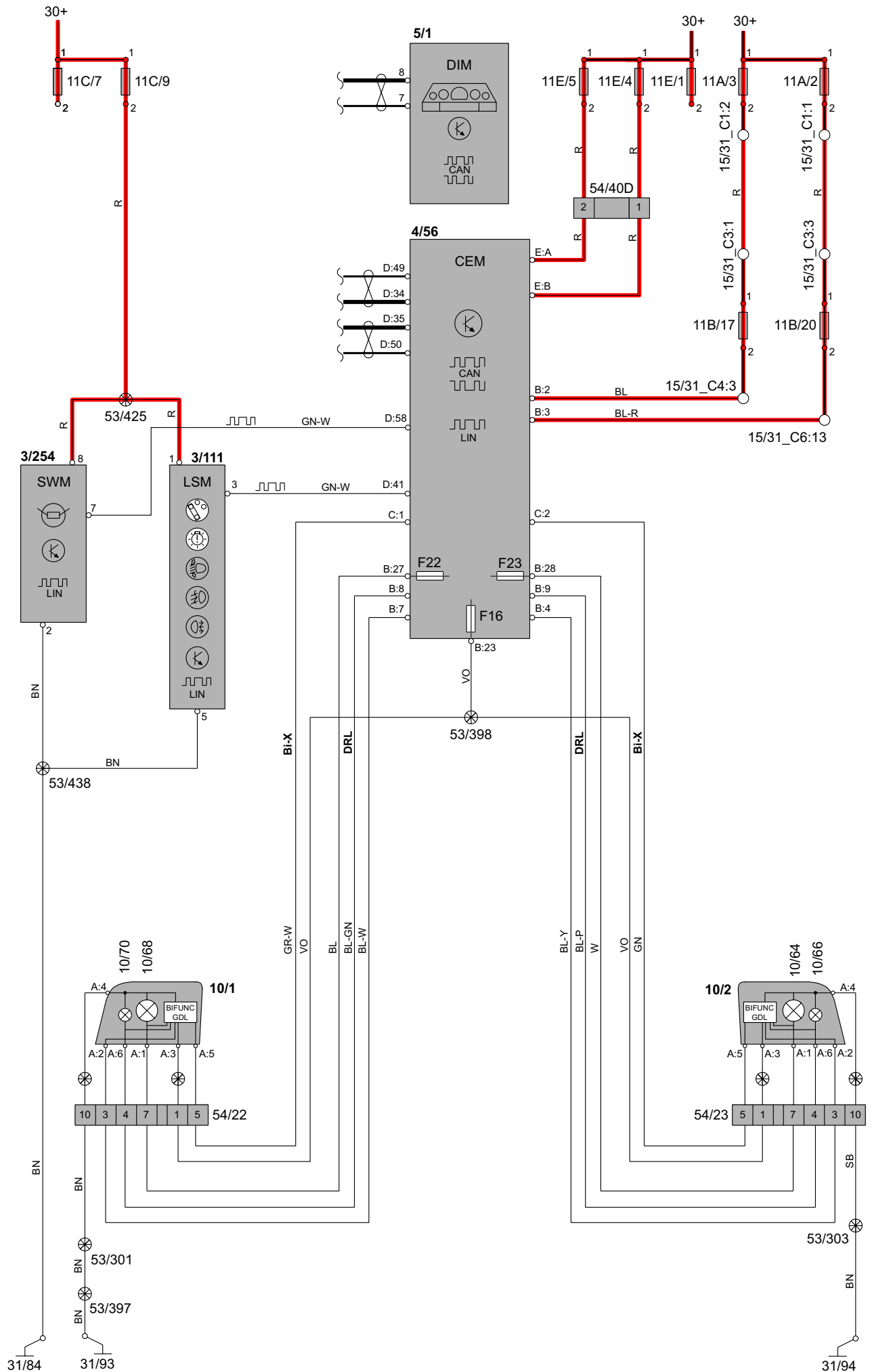
Group 35 Lighting

High and low beam (Bi-Xenon) & Daytime running lights S60



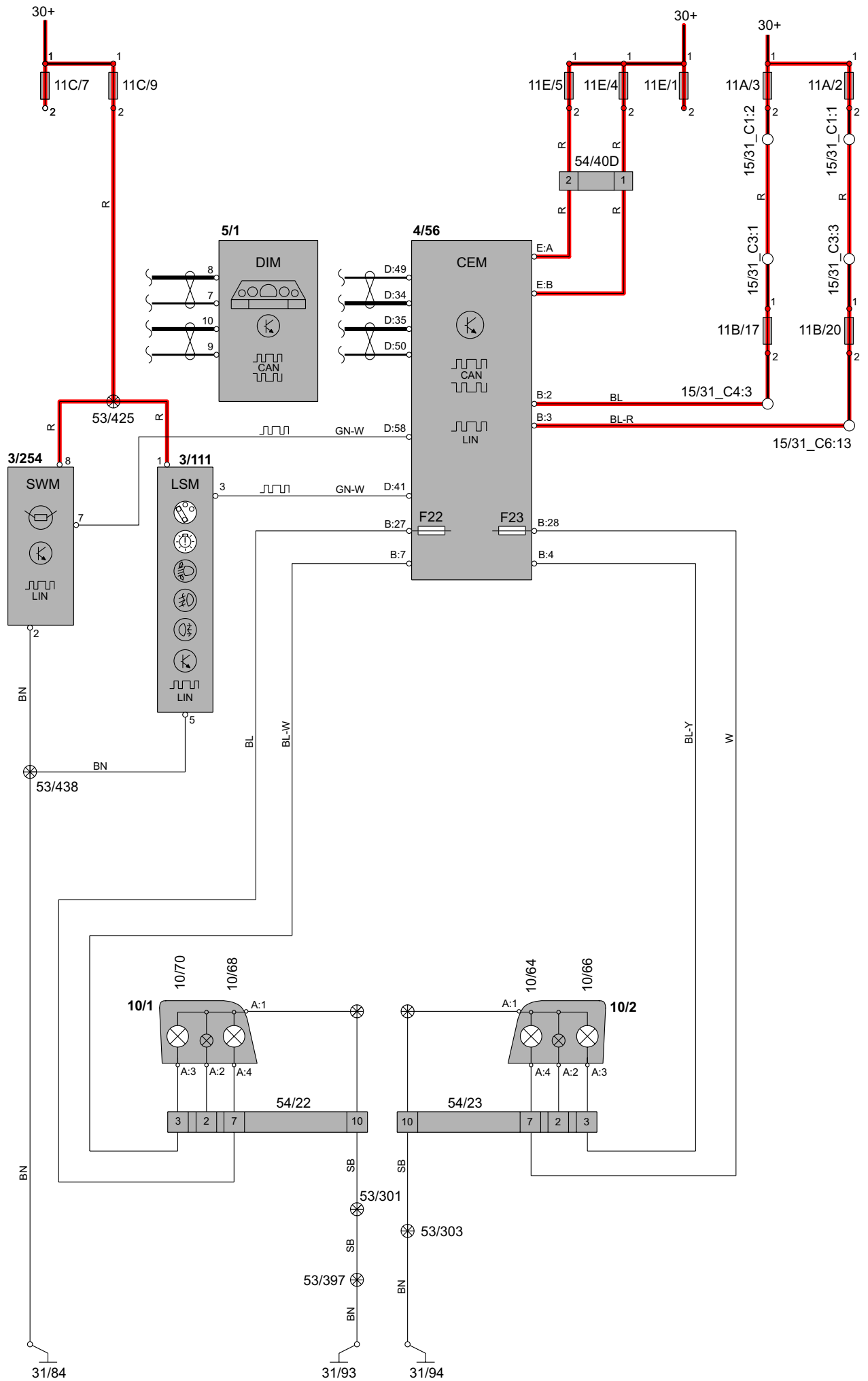
Group 35 Lighting

High and low beam (Bi-Xenon) & Daytime running lights S80

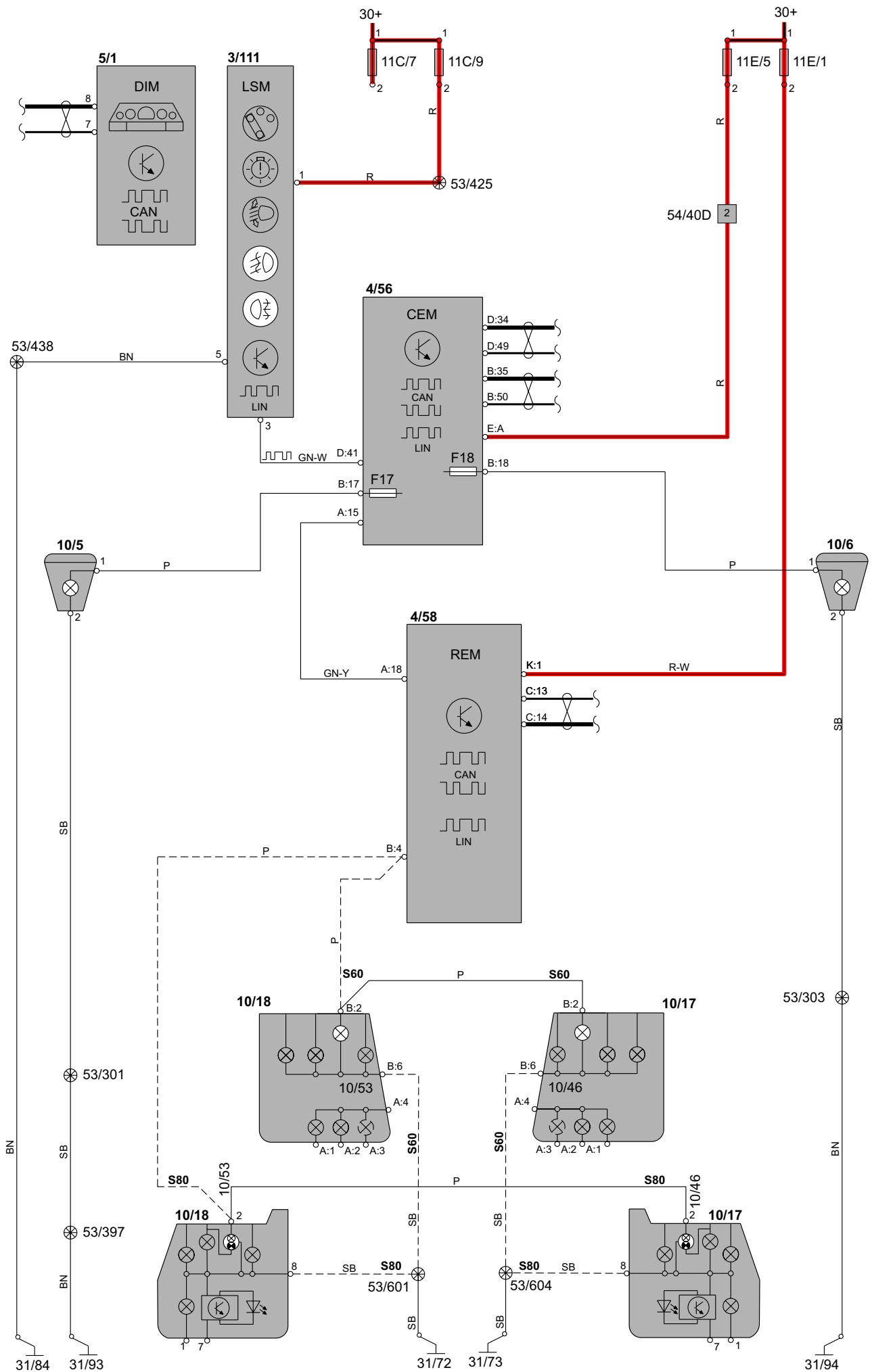


Group 35 Lighting

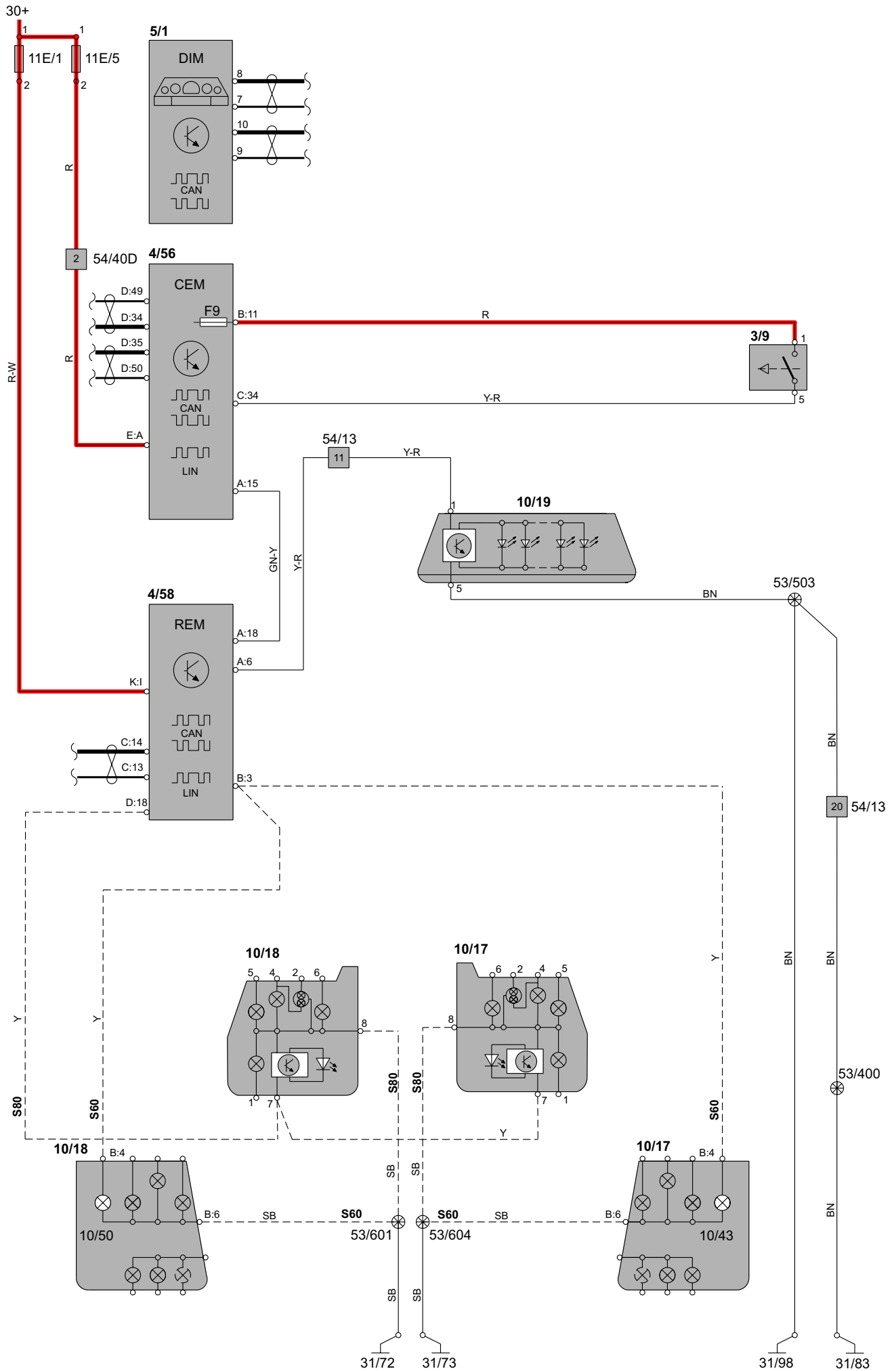
High and low beam S80



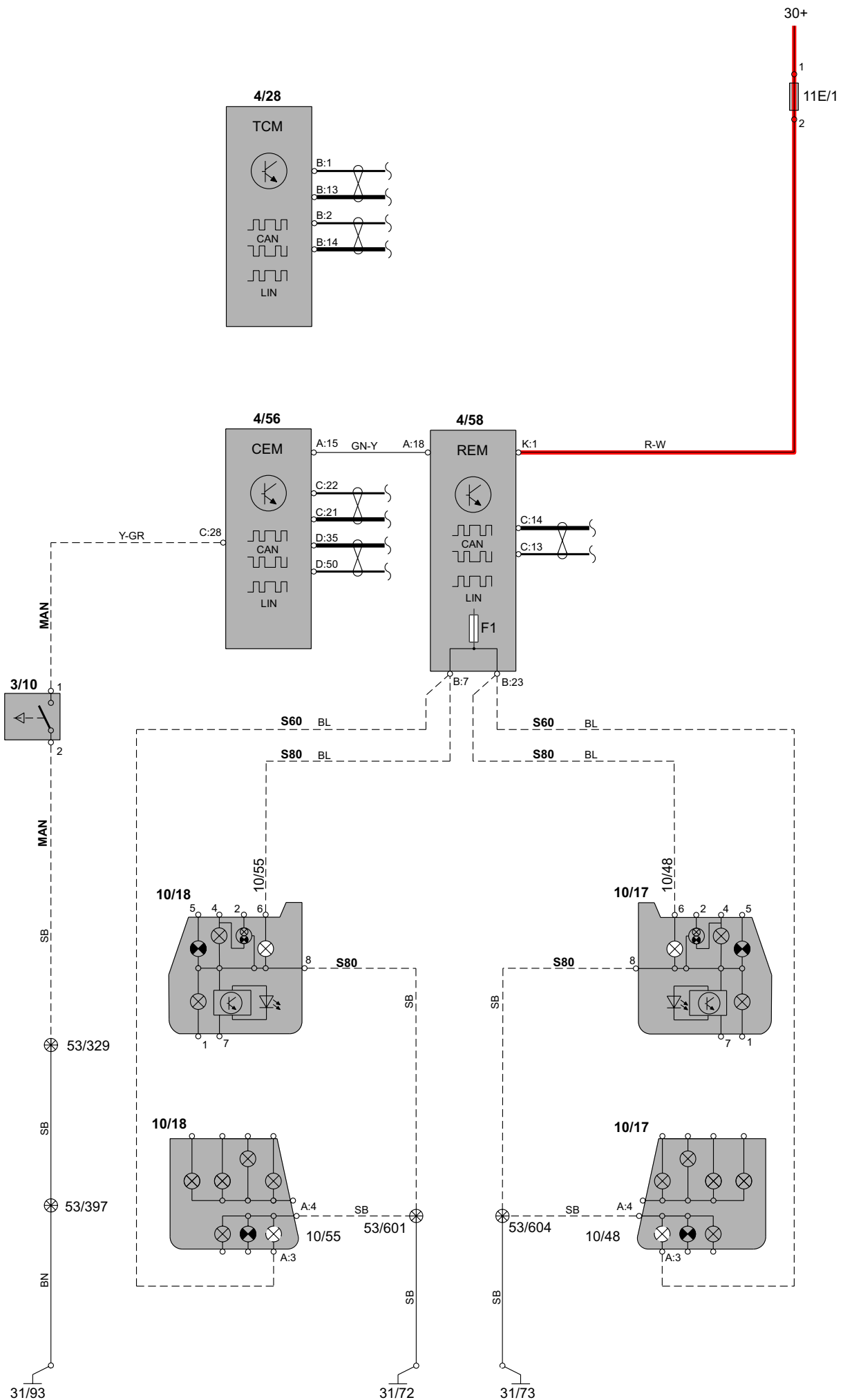
Group 35 Lighting Fog lights



Group 35 Lighting Brake lights

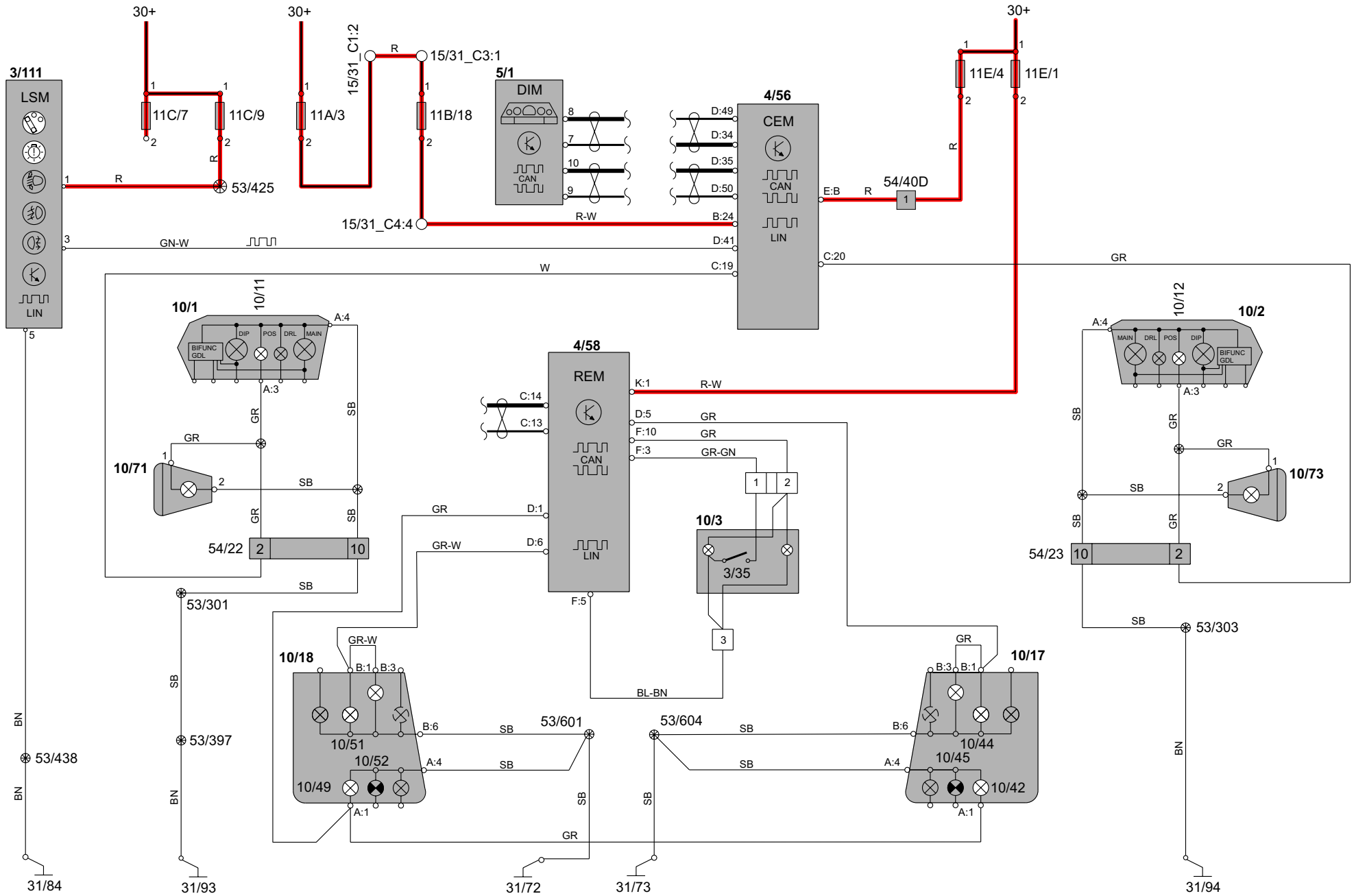


Group 35 Lighting Reversing lights



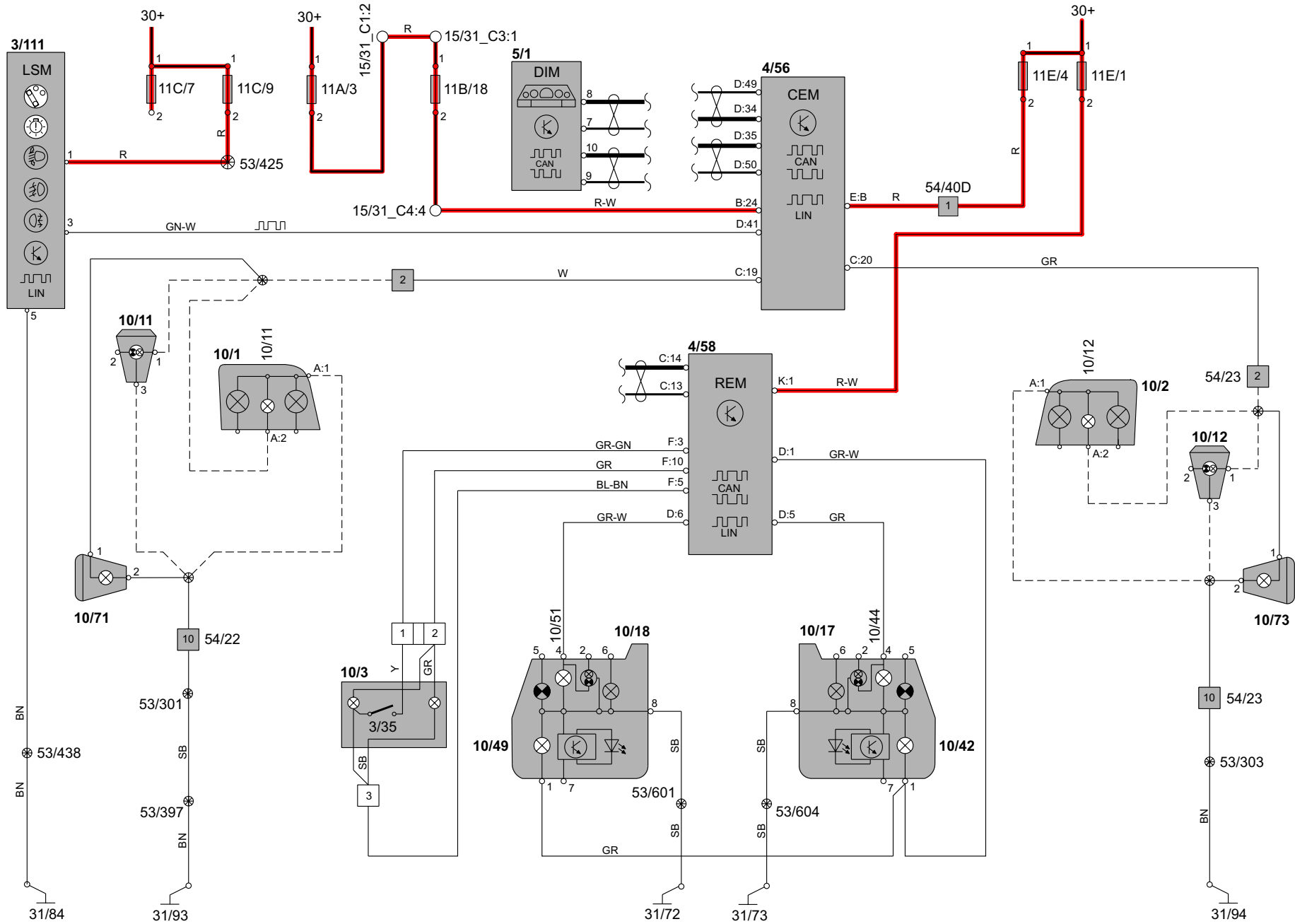
Group 35 Lighting

Position/parking lights, tail lights & license plate lighting S60

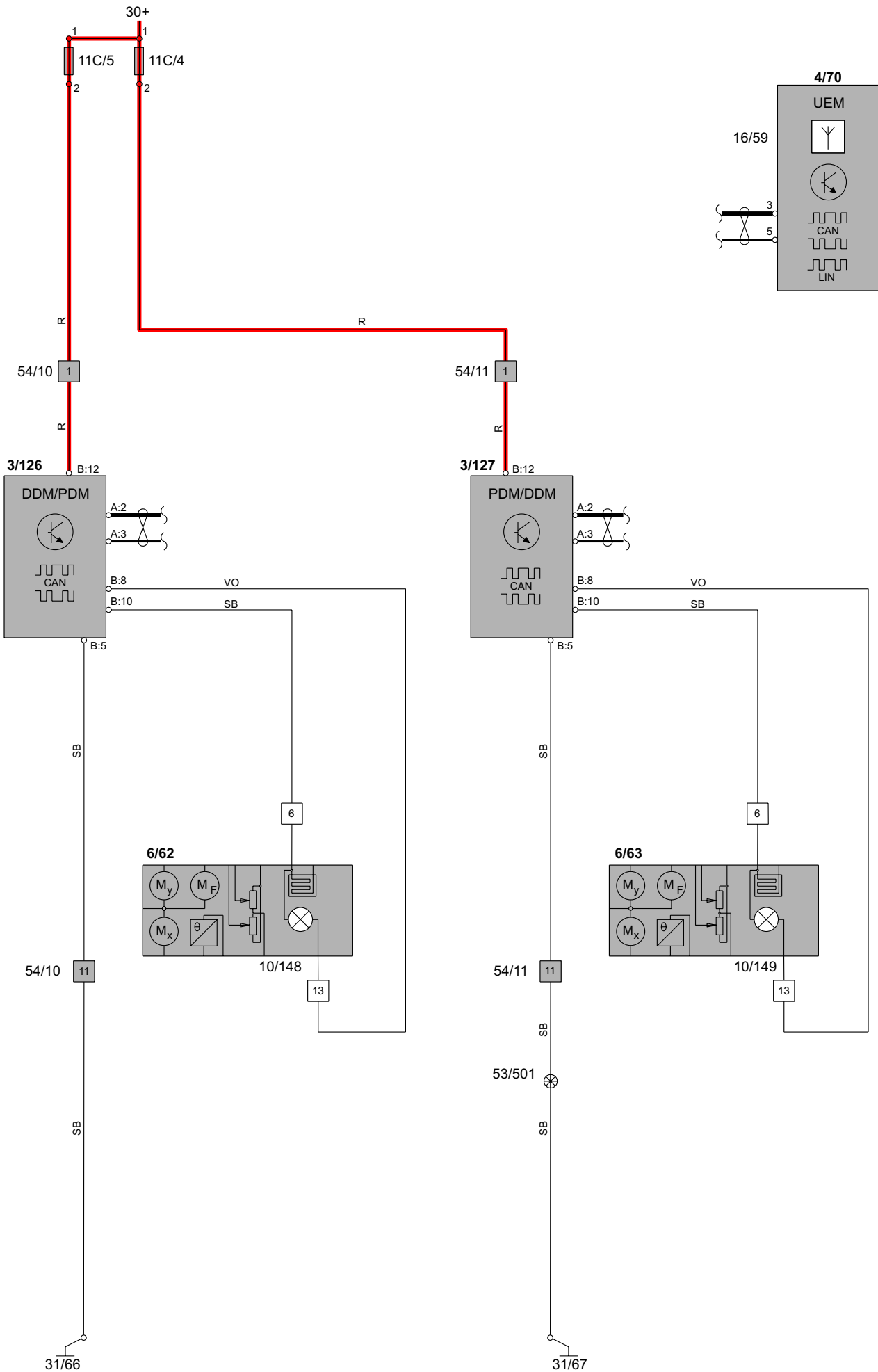


Group 35 Lighting

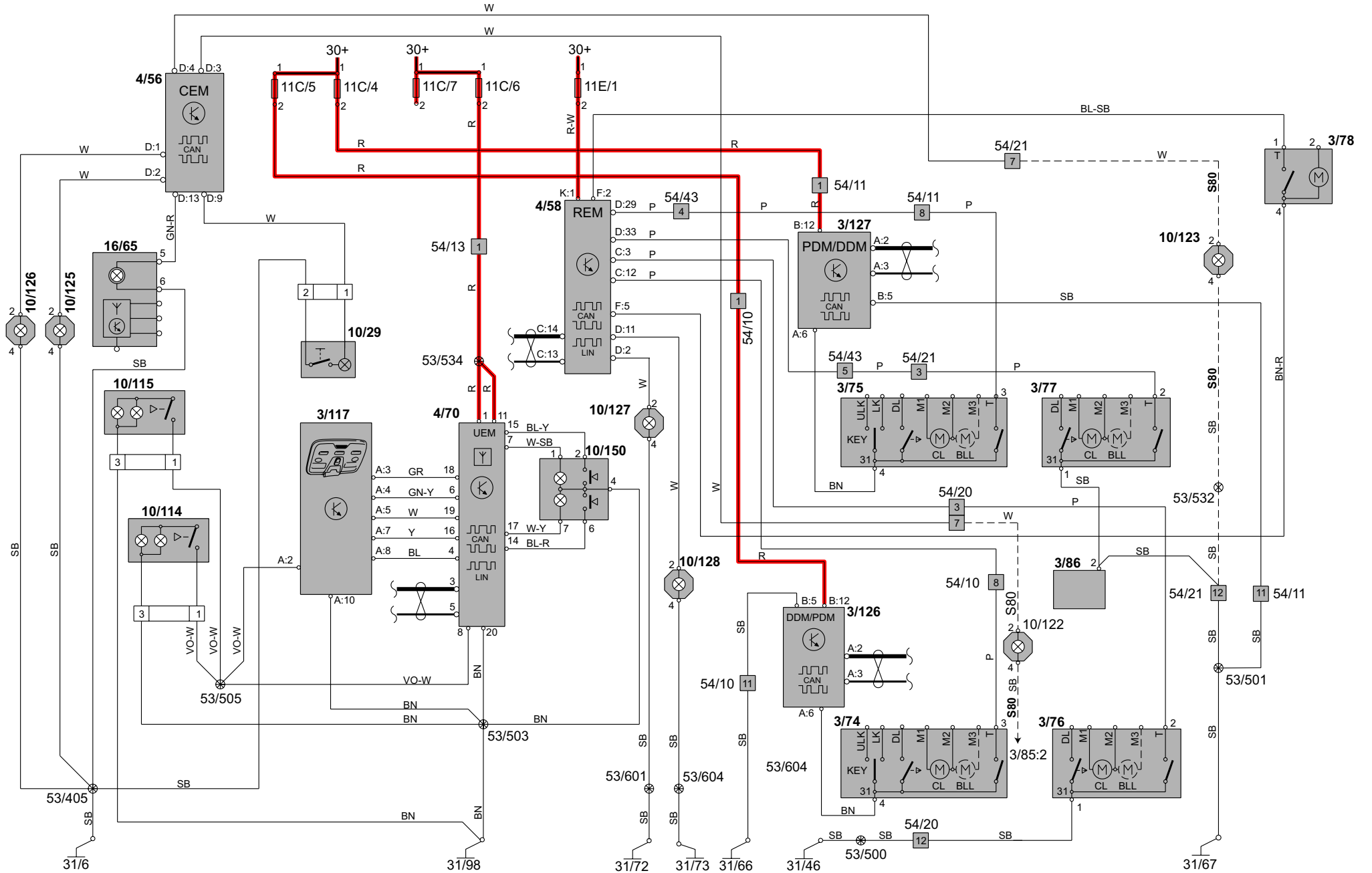
Position/parking lights, tail lights & license plate lighting S80



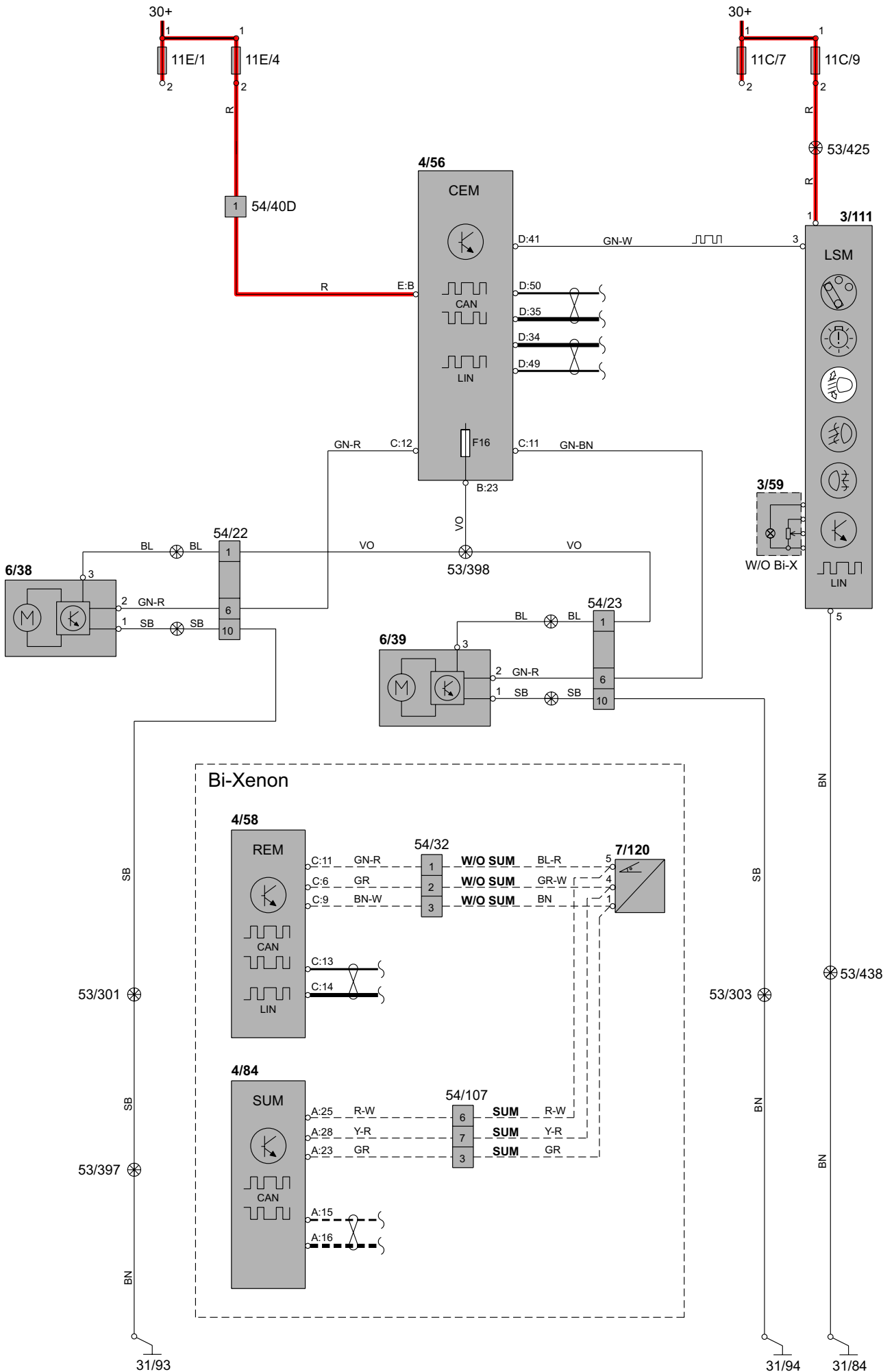
Group 35 Lighting Home safe lighting



Group 35 Lighting Interior lighting

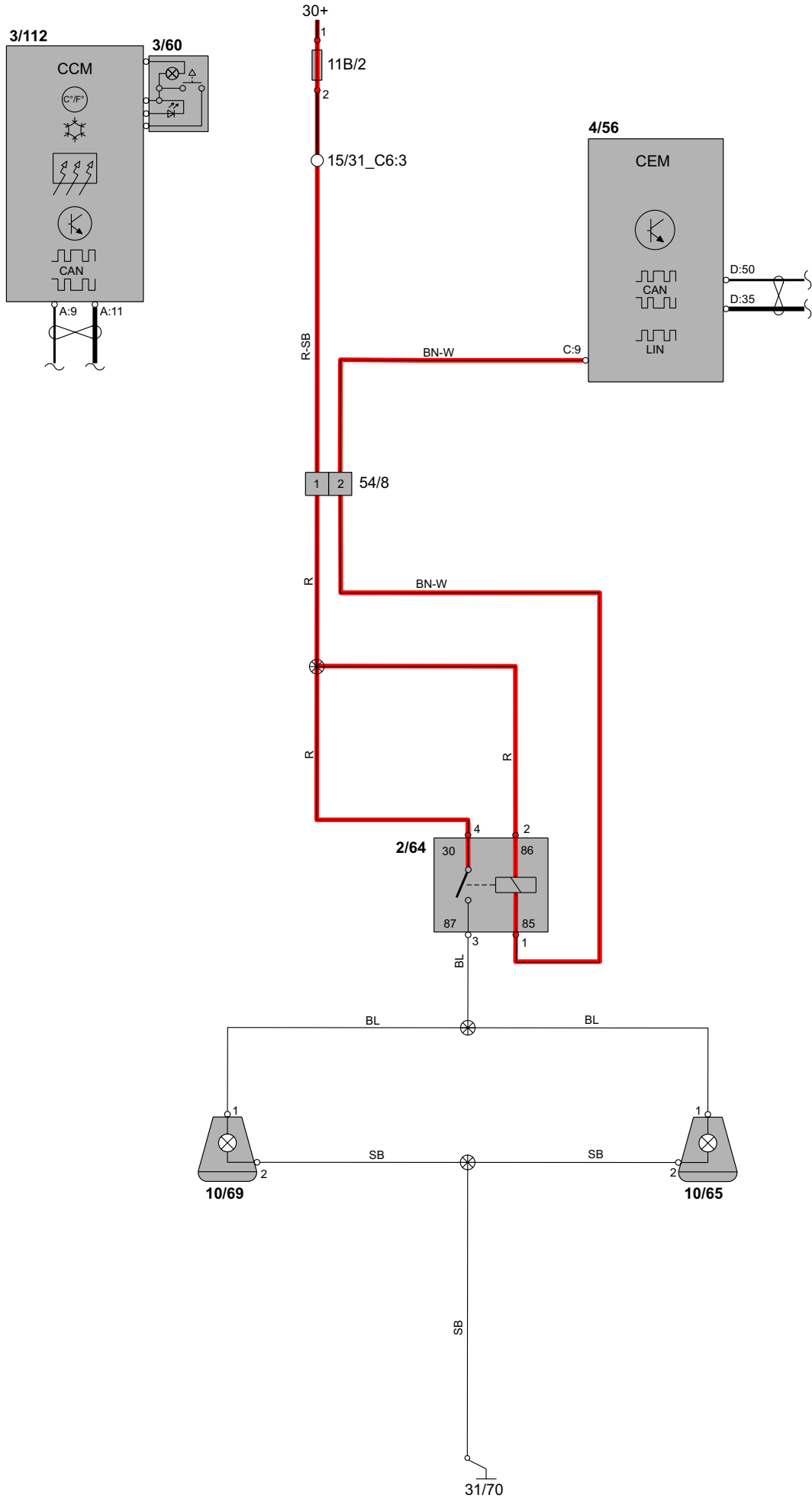


Group 35 Lighting Beam length adjustment



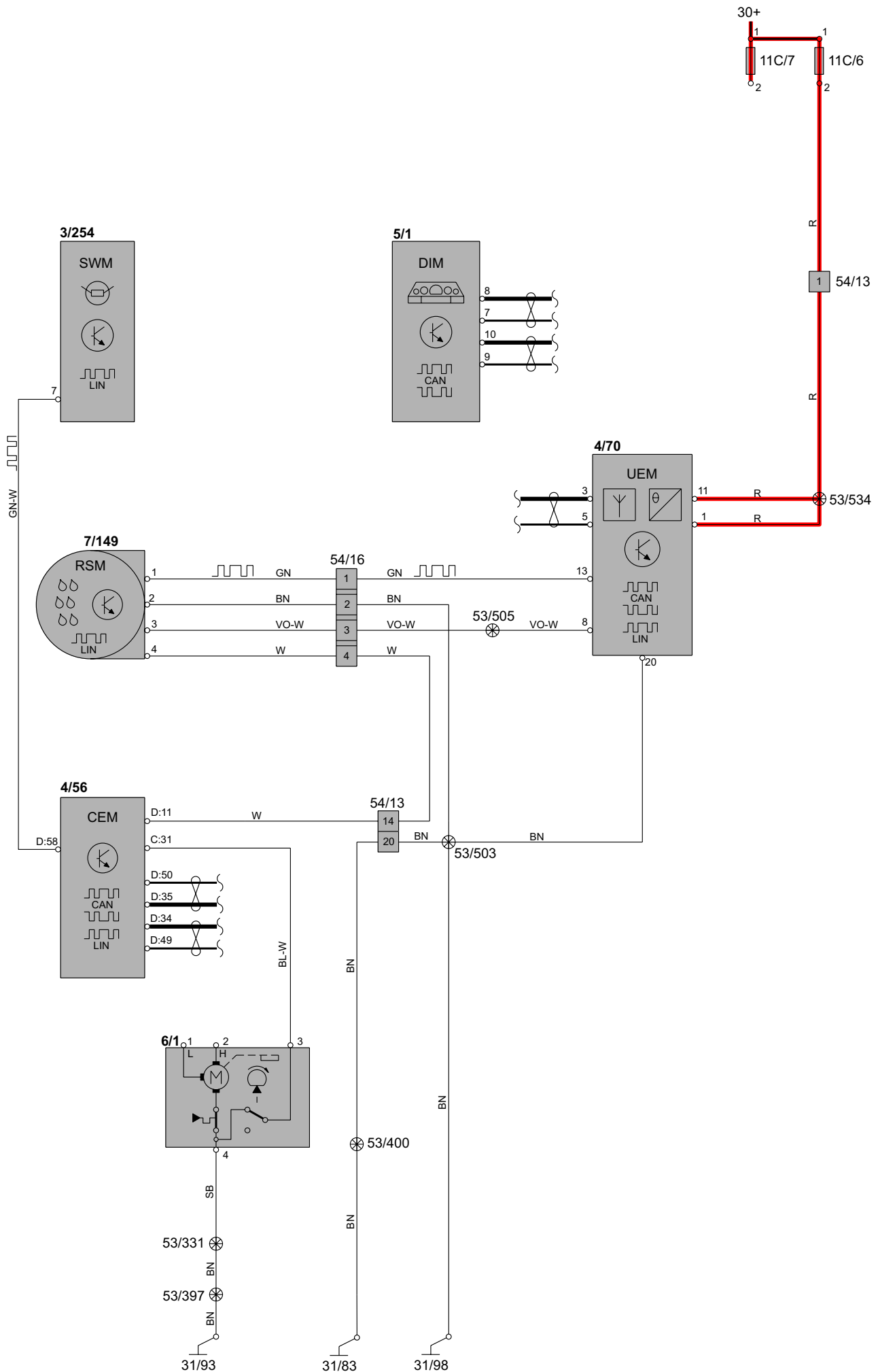
Group 35 Lighting, Accessories

Auxiliary light



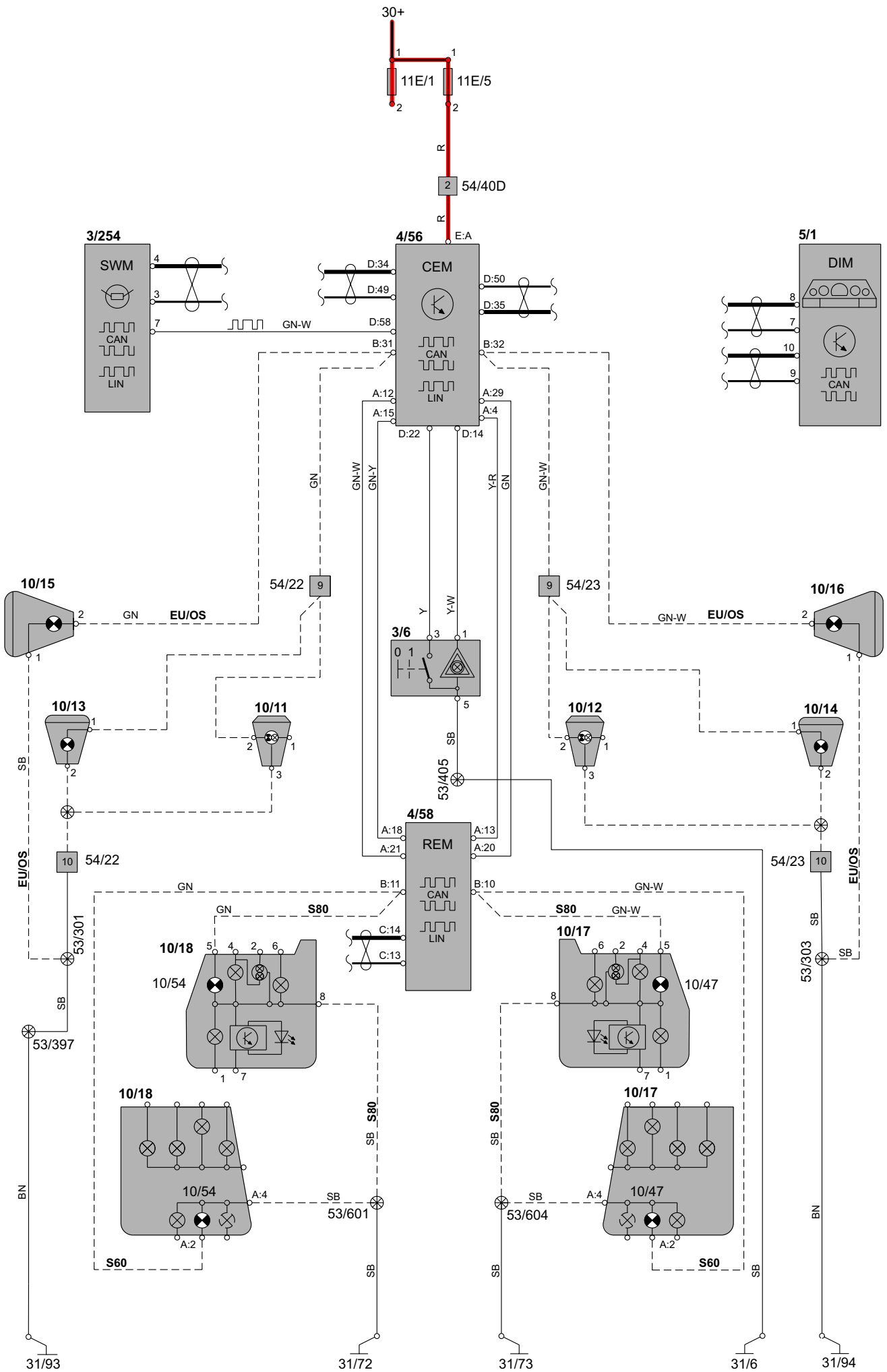
Group 36 Additional electrical equipment

Rain sensor



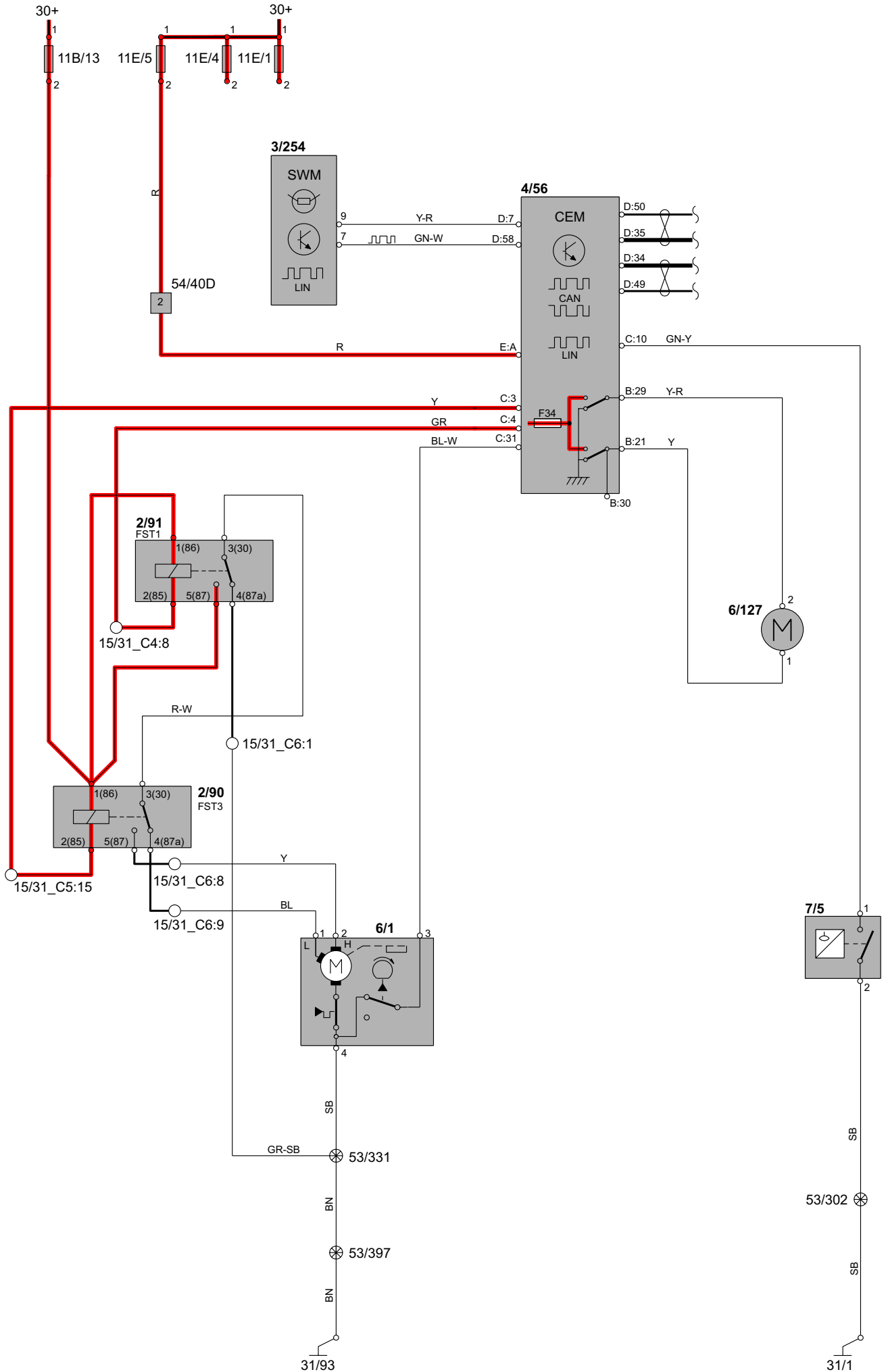
Group 36 Additional electrical equipment

Direction indicator and hazard warning flashers



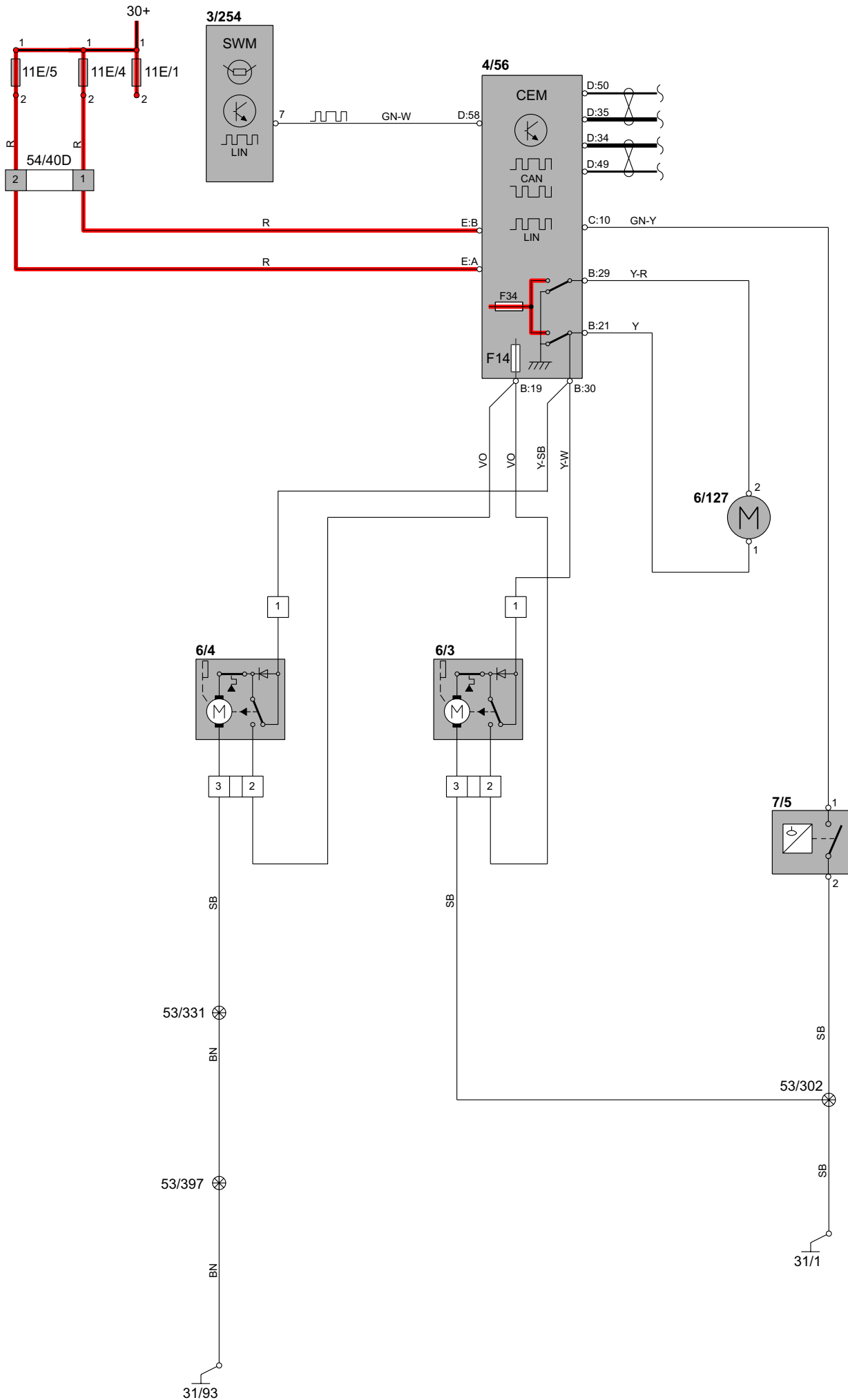
Group 36 Additional electrical equipment

Wiper/washer, windshield



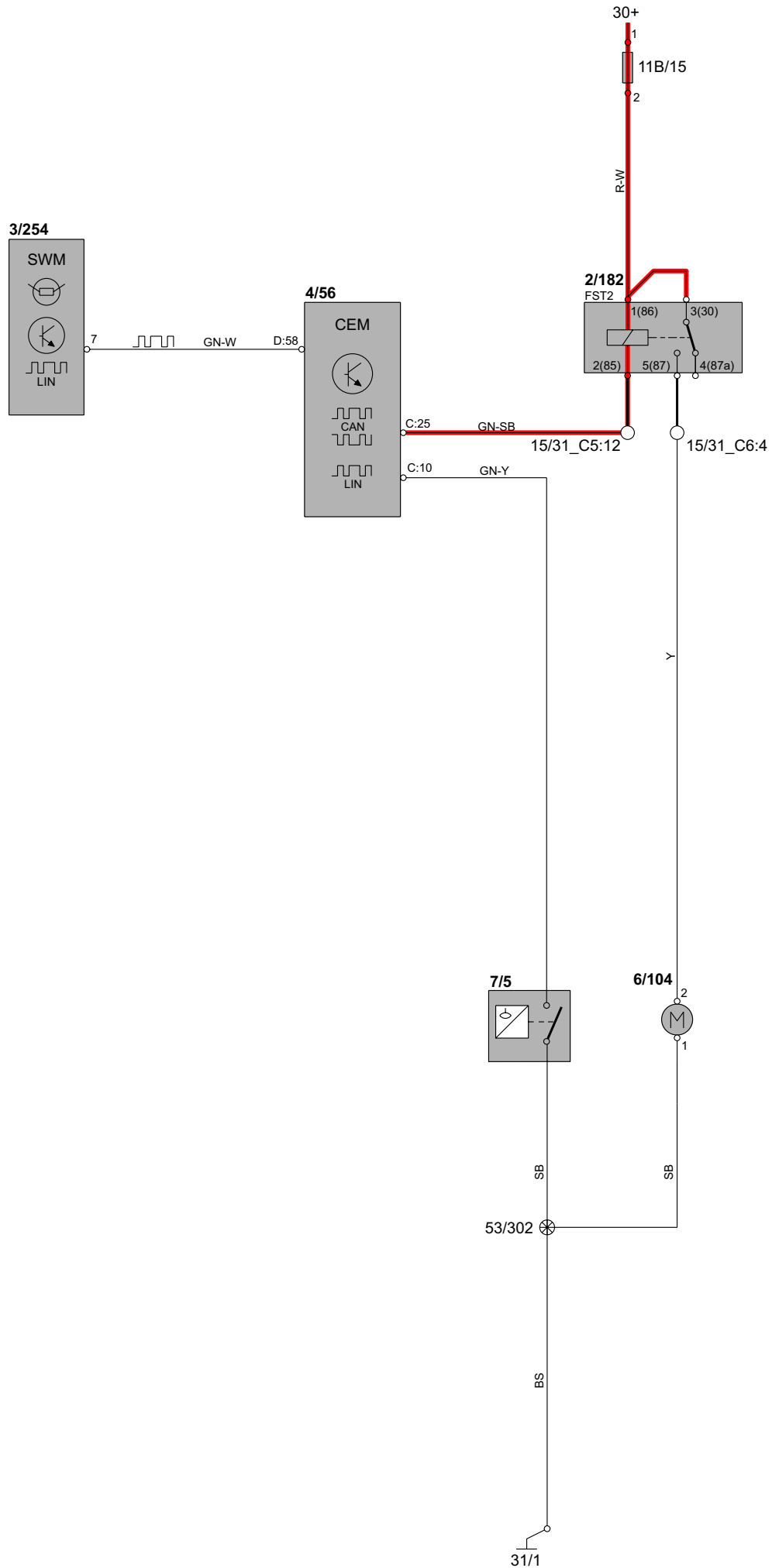
Group 36 Additional electrical equipment

Wiper/washer, headlights

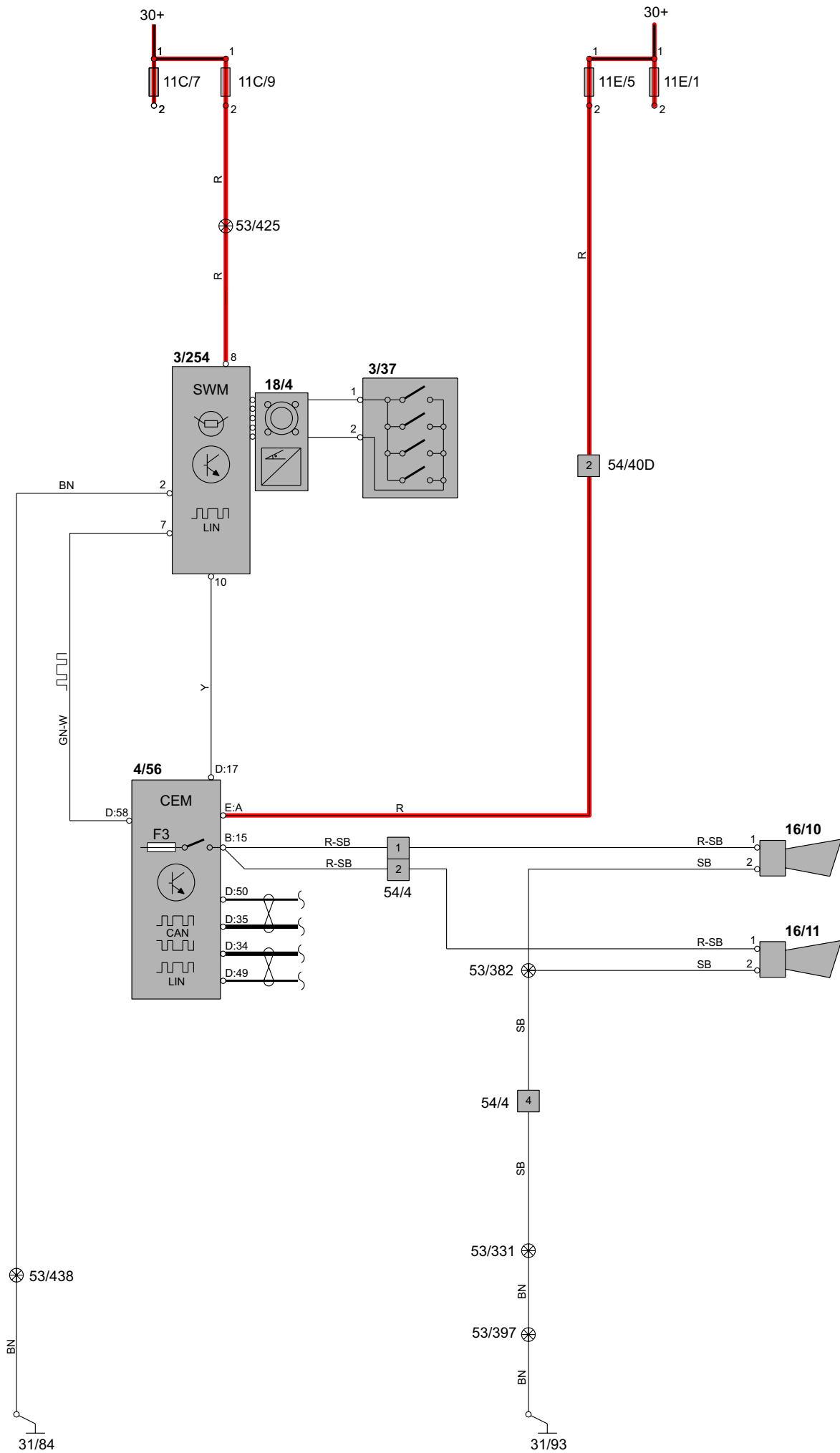


Group 36 Additional electrical equipment

High pressure headlight washer

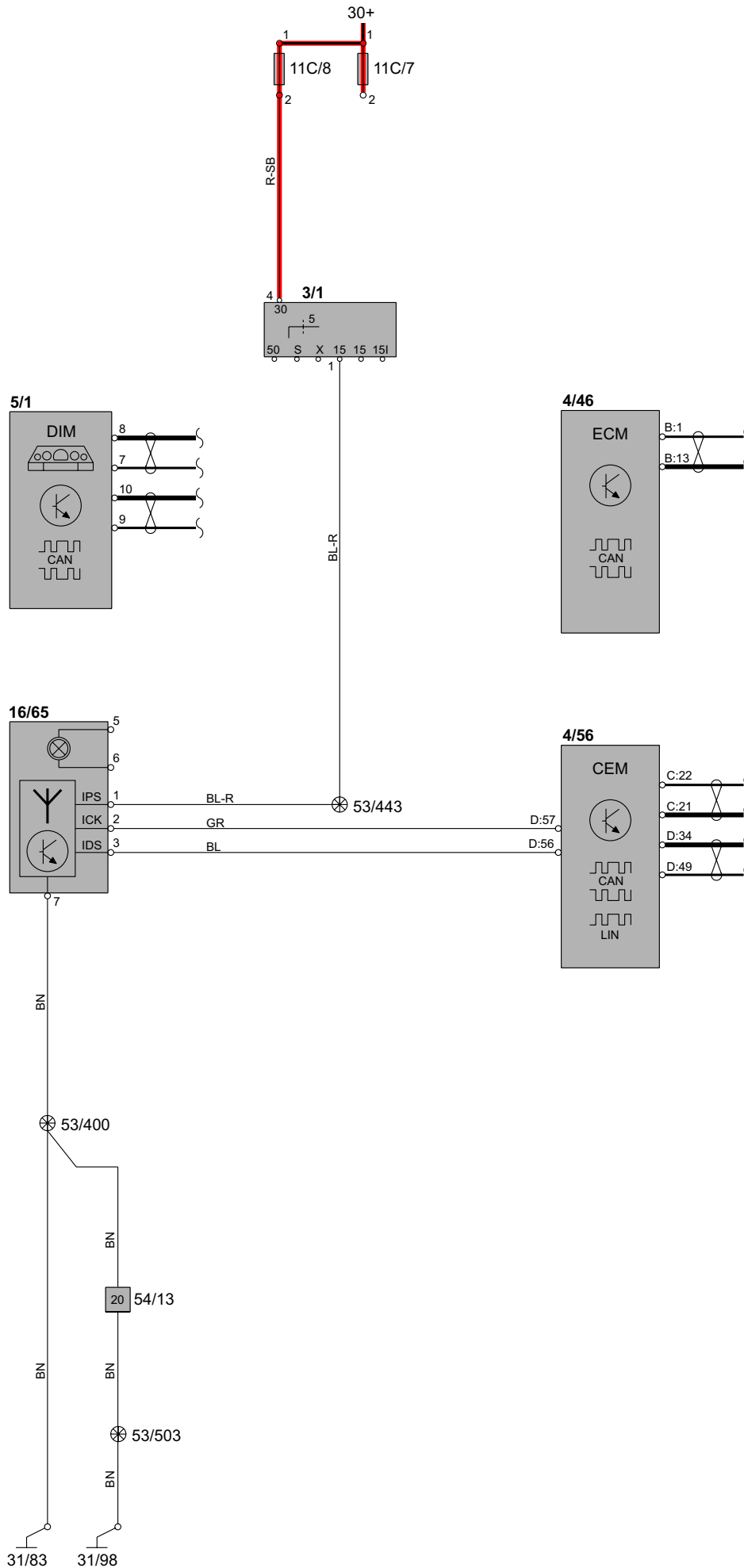


Group 36 Additional electrical equipment Horn



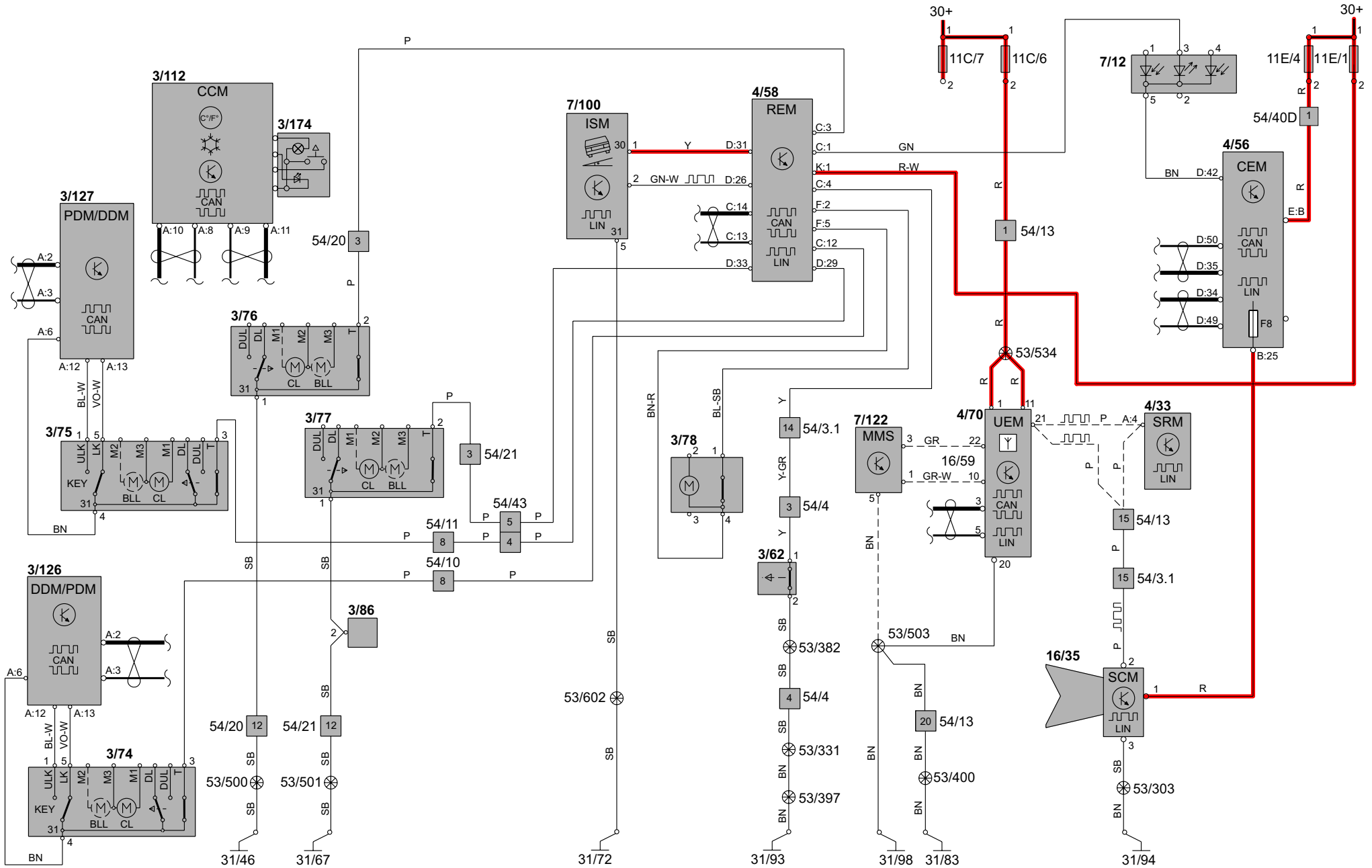
Group 36 Additional electrical equipment

Electronic immobilizer



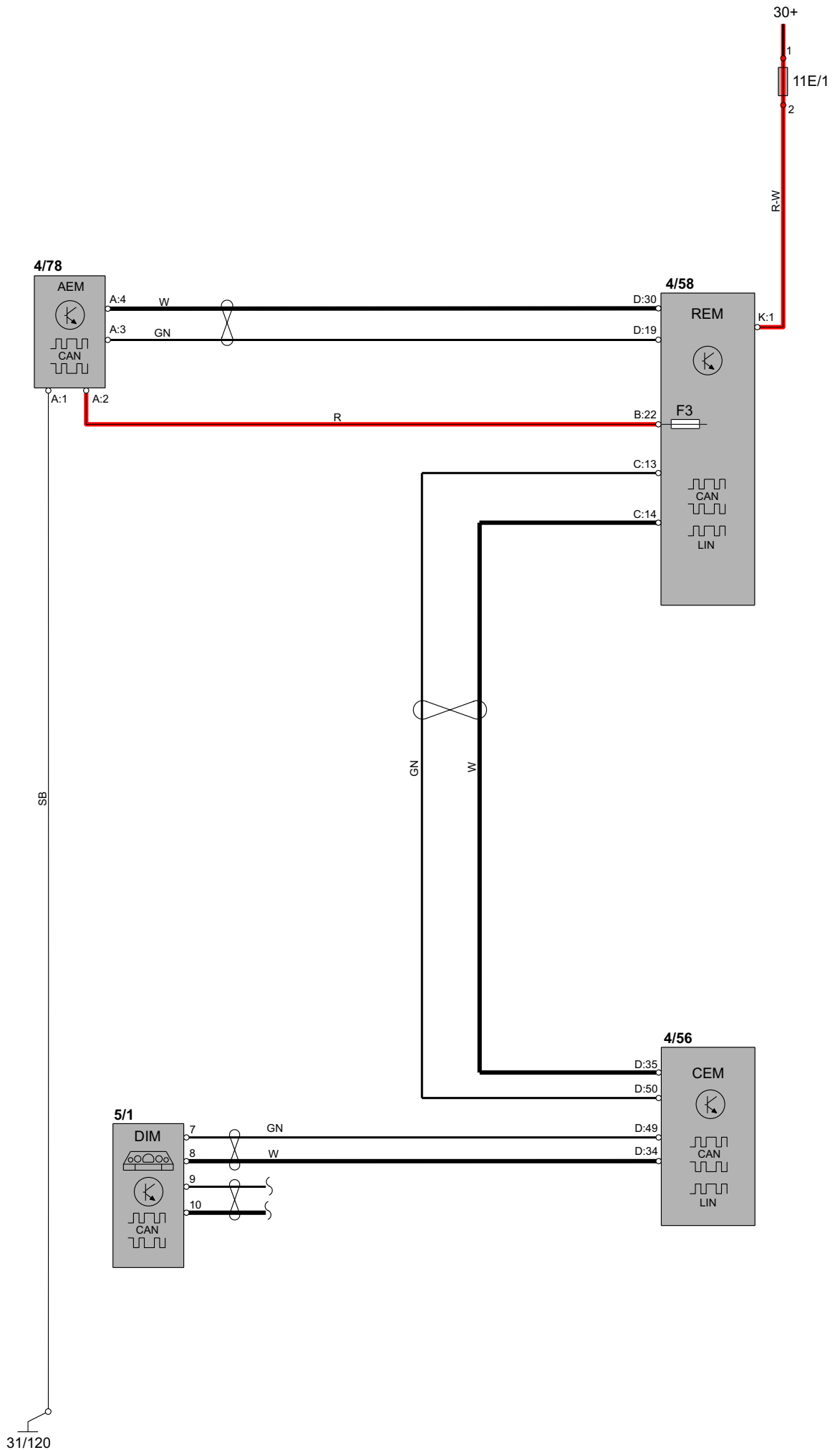
Group 36 Additional electrical equipment

Anti-theft alarm



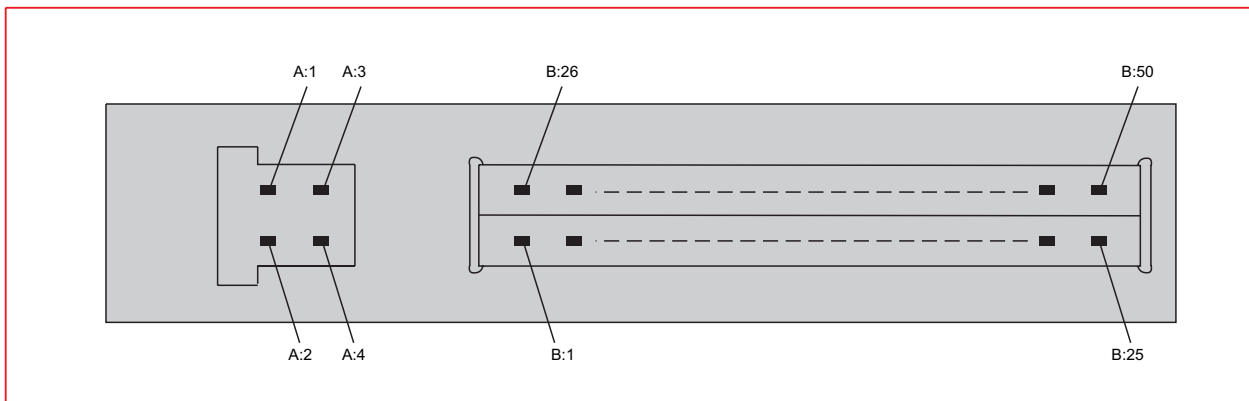
Group 36 Additional electrical equipment, Accessories

Accessory Electronic Module (AEM) 1:2



Group 36 Additional electrical equipment, Accessories

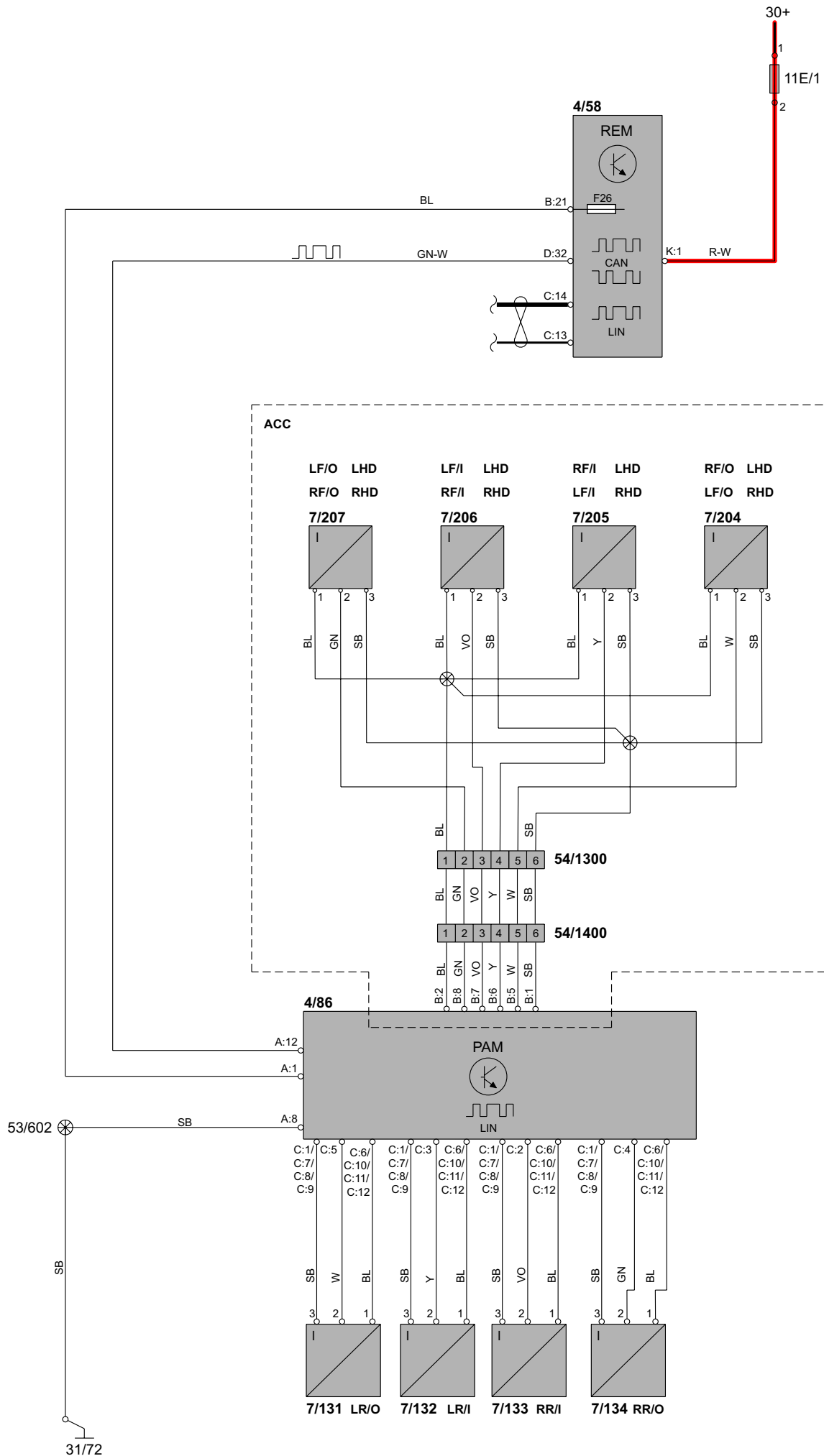
Accessory Electronic Module (AEM) 2:2



| Pos | Function | Type |
|------|--|------------------------------------|
| A:1 | Electrical distribution | Ground |
| A:2 | Electrical distribution | Feed |
| A:3 | CAN communication | Input/output signals |
| A:4 | CAN communication | Input/output signals |
| B:1 | Remote heater start, minicall | Feed |
| B:2 | Remote heater start, minicall | Ground |
| B:3 | Remote heater start, minicall Remote heater start, radio signal | Input signal |
| B:5 | Engine heater | Steering, alternating current feed |
| B:6 | Parking Assistance | Feed |
| B:7 | Parking Assistance | Input signal |
| B:8 | Parking Assistance | Ground |
| B:11 | Handsfree, audio disengage | Input signal |
| B:12 | Audio disengage | Output signal |
| B:13 | Rheostat, audio | Output signal |
| B:14 | Speed signal, audio Speed signal, RTI Japan | Output signal |
| B:15 | Alarm signal | Output signal |
| B:16 | Alarm signal | Output signal |
| B:30 | Antenna amplifier, audio | Feed Output signal |
| B:33 | Alarm signal RTI Japan | Output signal Steering, X-feed |
| B:34 | Alarm signal Reverse gear signal, RTI Japan | Output signal |

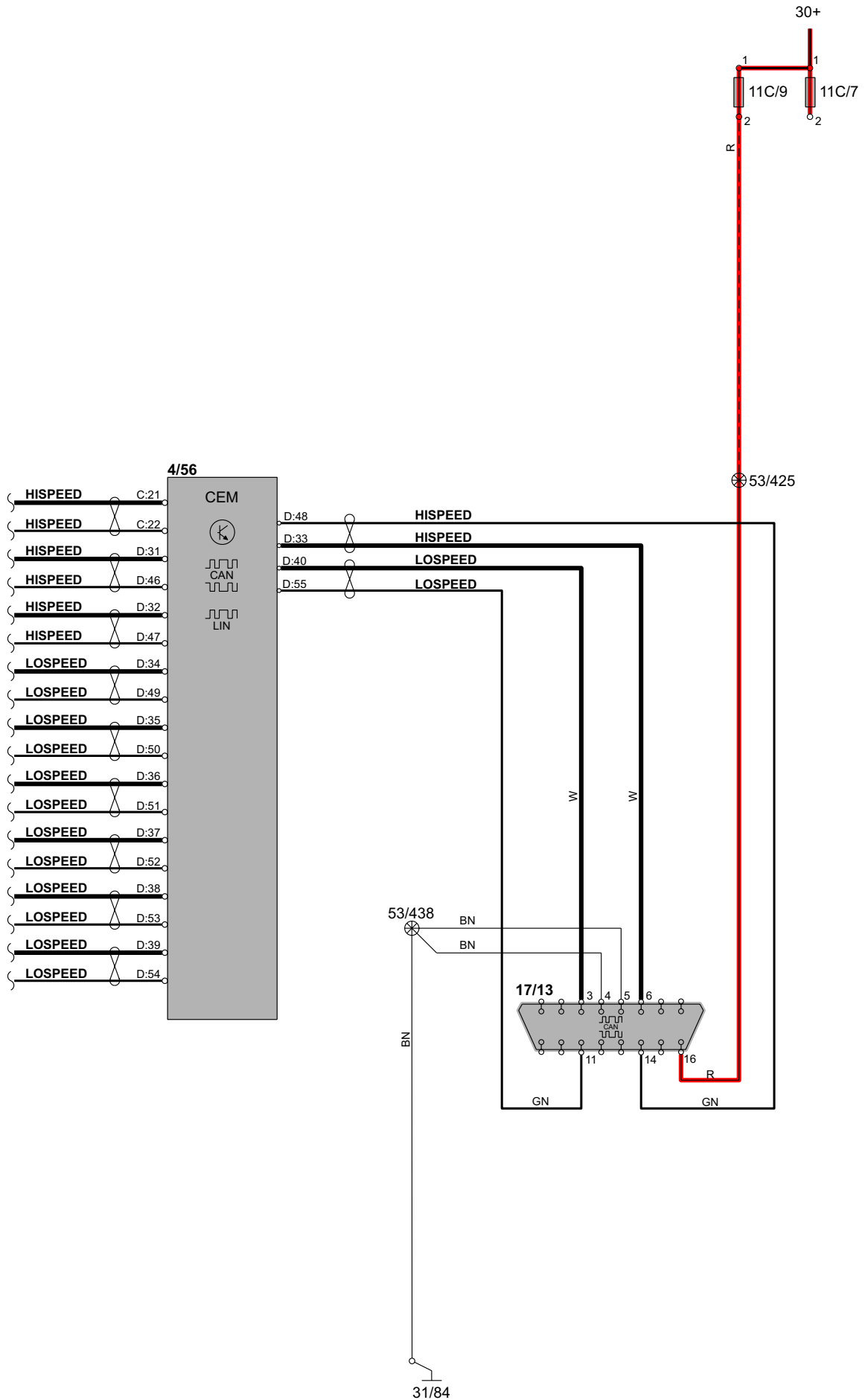
Group 36 Additional electrical equipment

Parking assistance



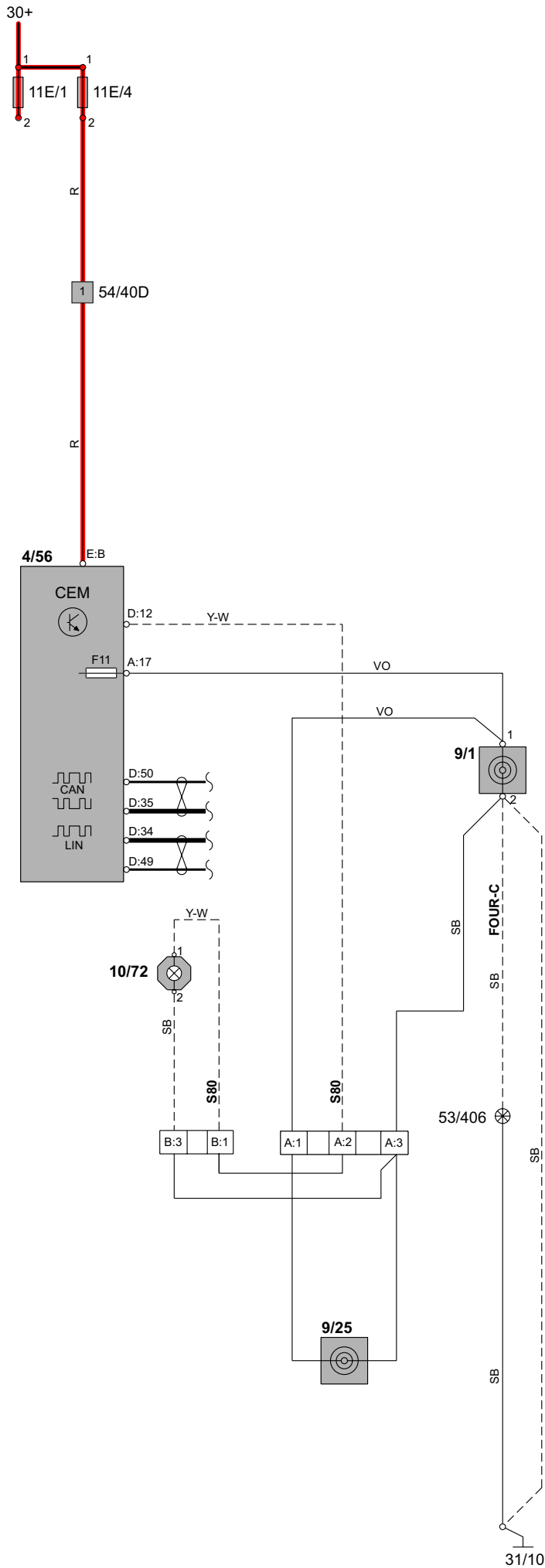
Group 37 Wiring and fuses

Diagnostics system



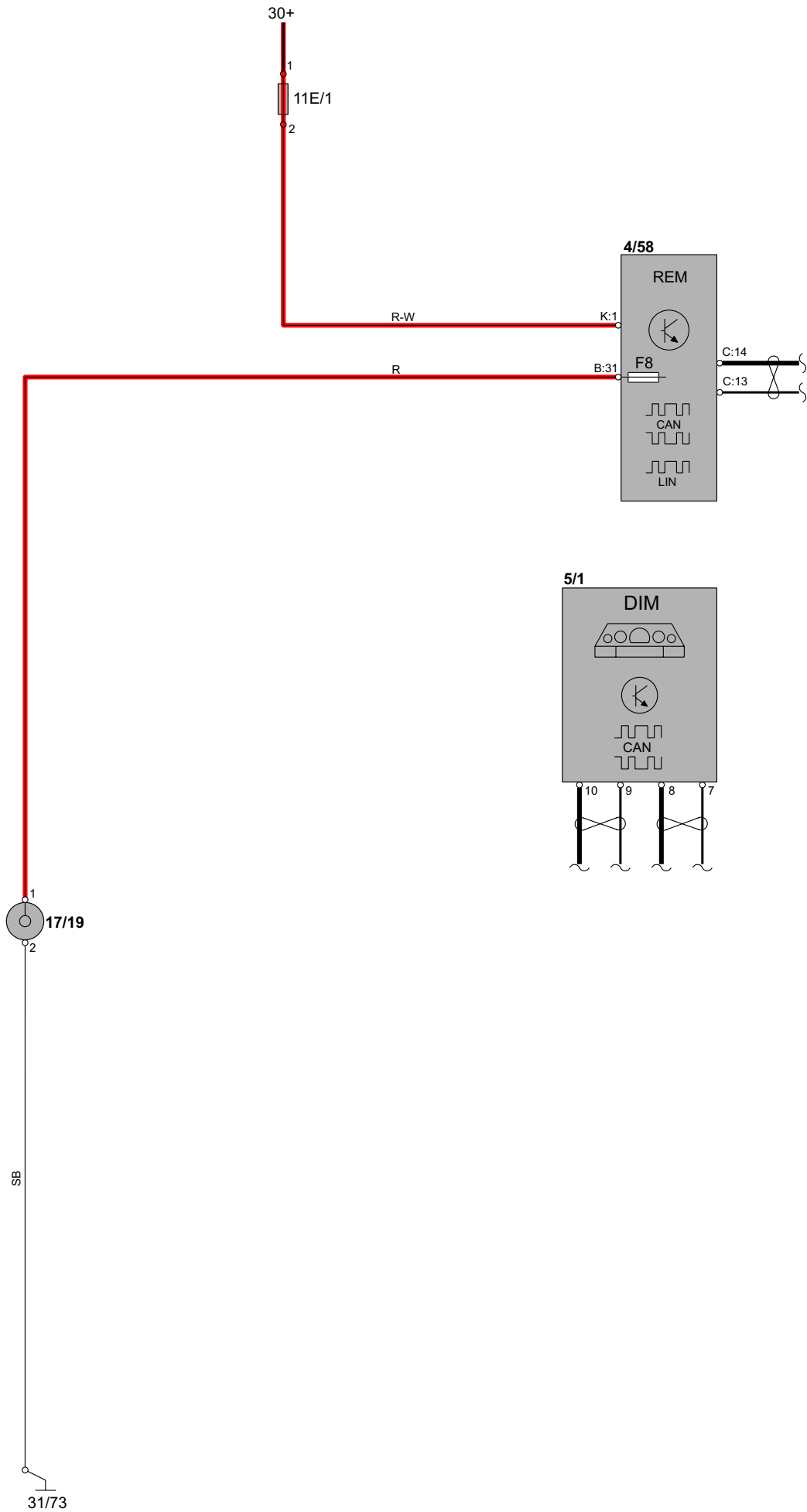
Group 37 Wiring and fuses

12V outlet



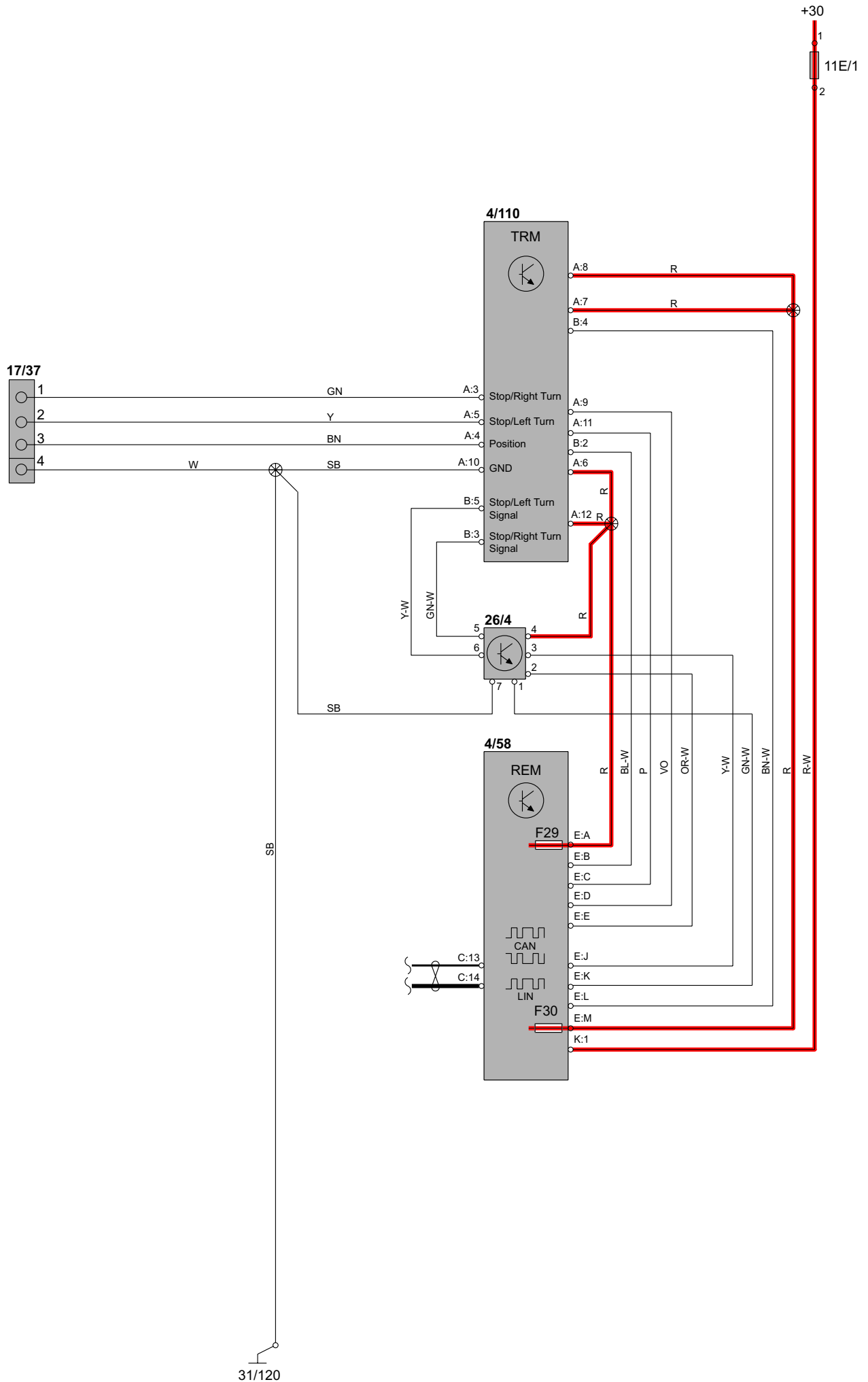
Group 37 Wiring and fuses, Accessories

12V outlet, cargo compartment



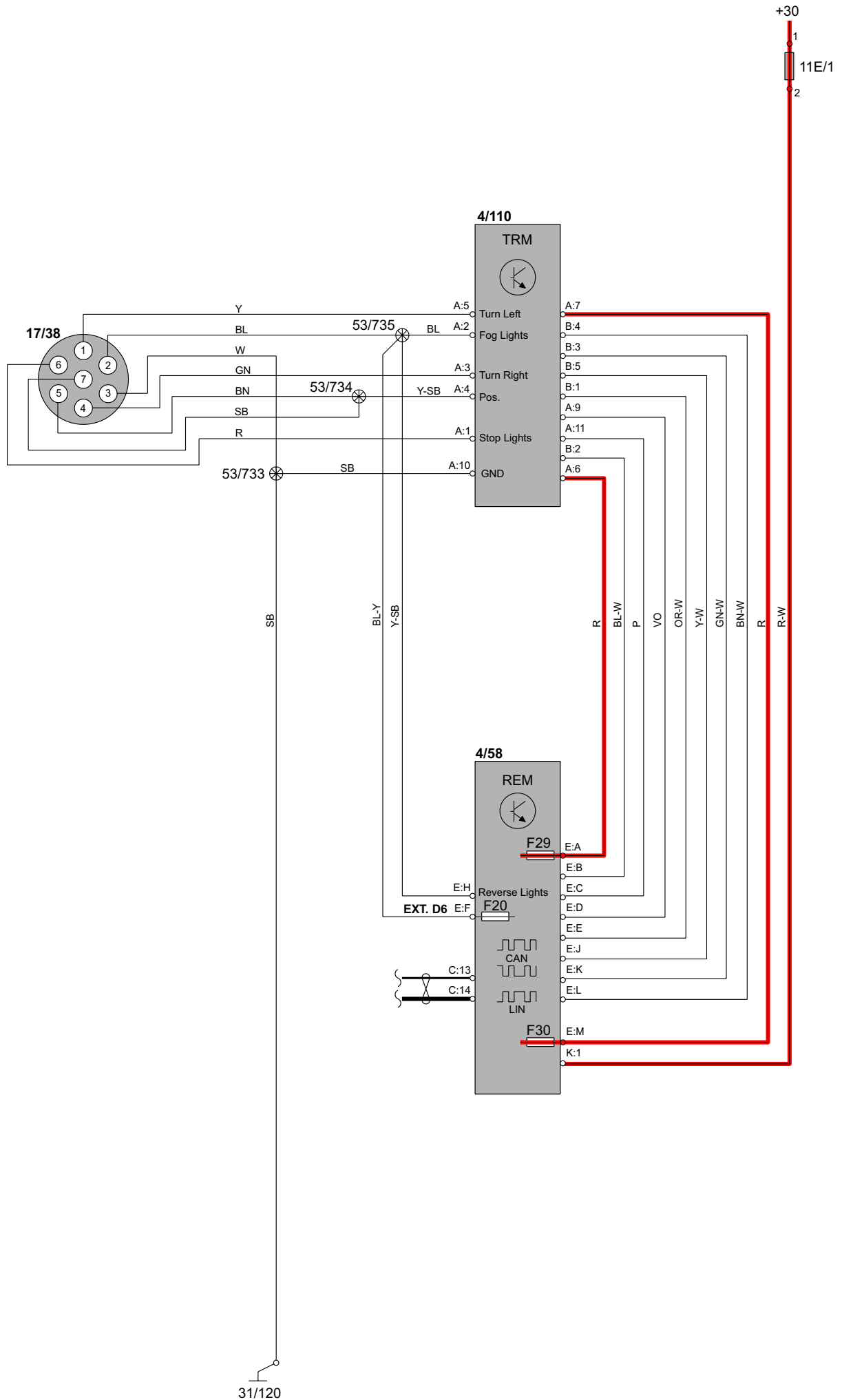
Group 37 Wiring and fuses, Accessories

Towbar cable harness, 4-pin



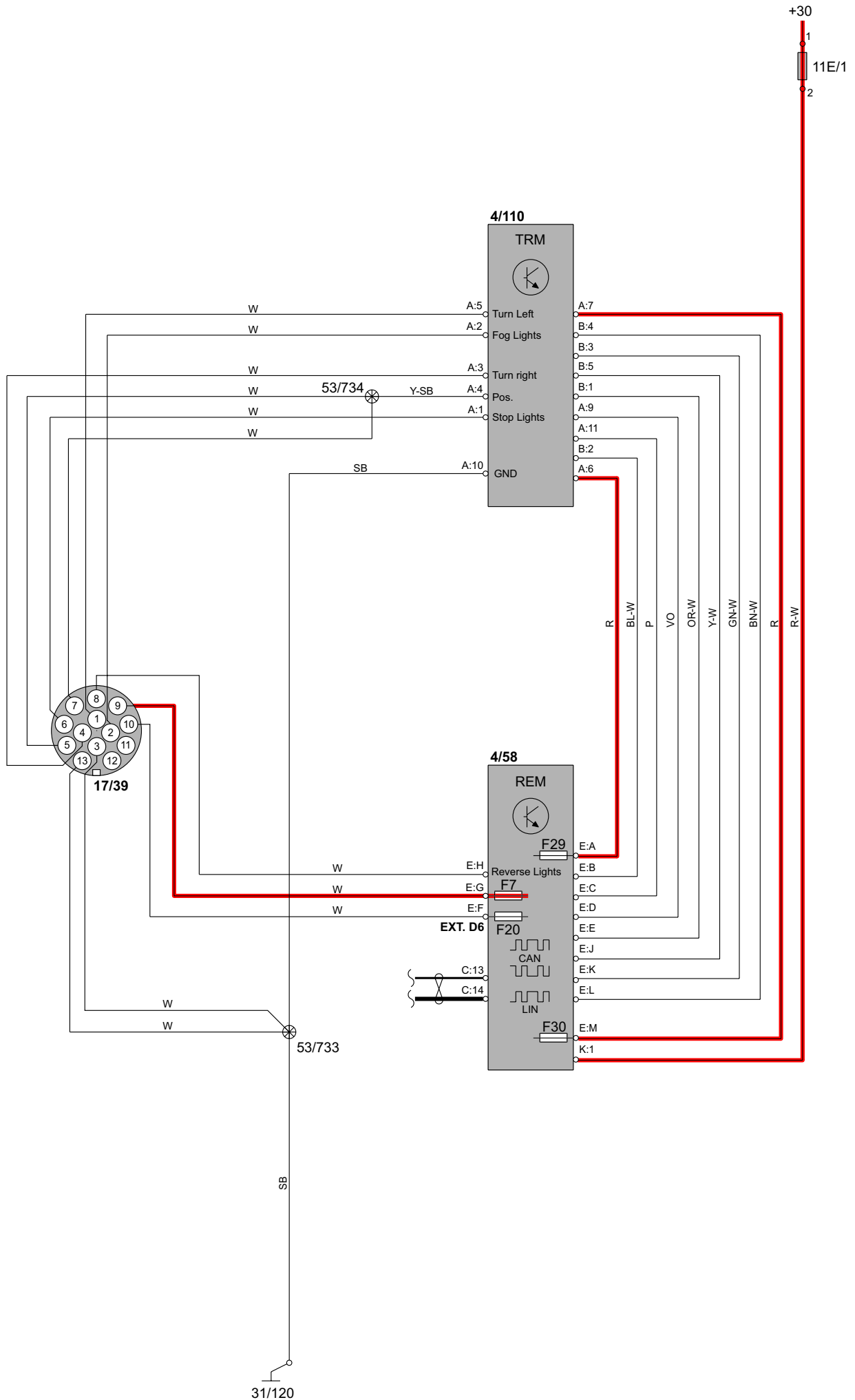
Group 37 Wiring and fuses, Accessories

Towbar cable harness, 7-pin



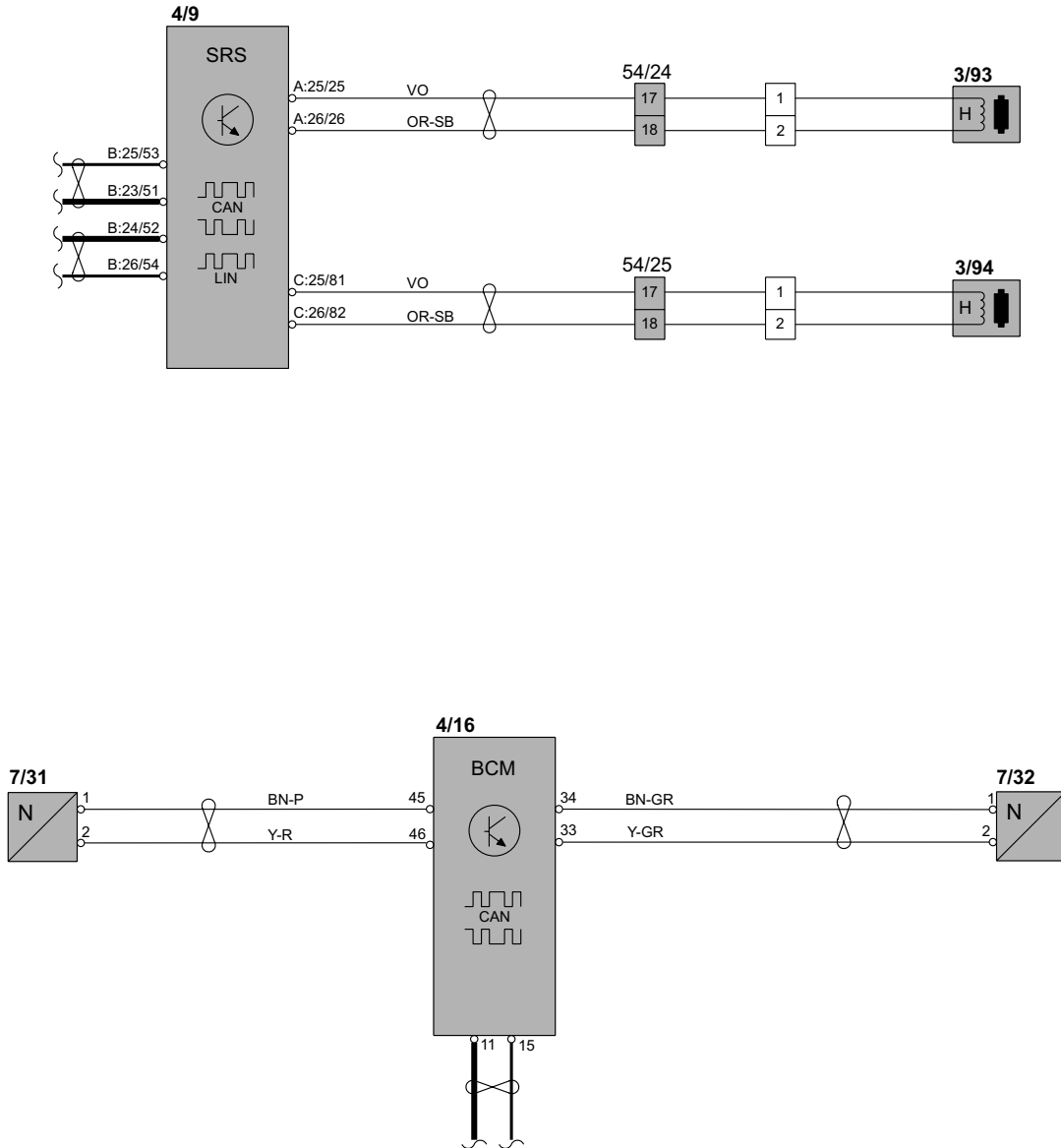
Group 37 Wiring and fuses, Accessories

Towbar cable harness, 13-pin



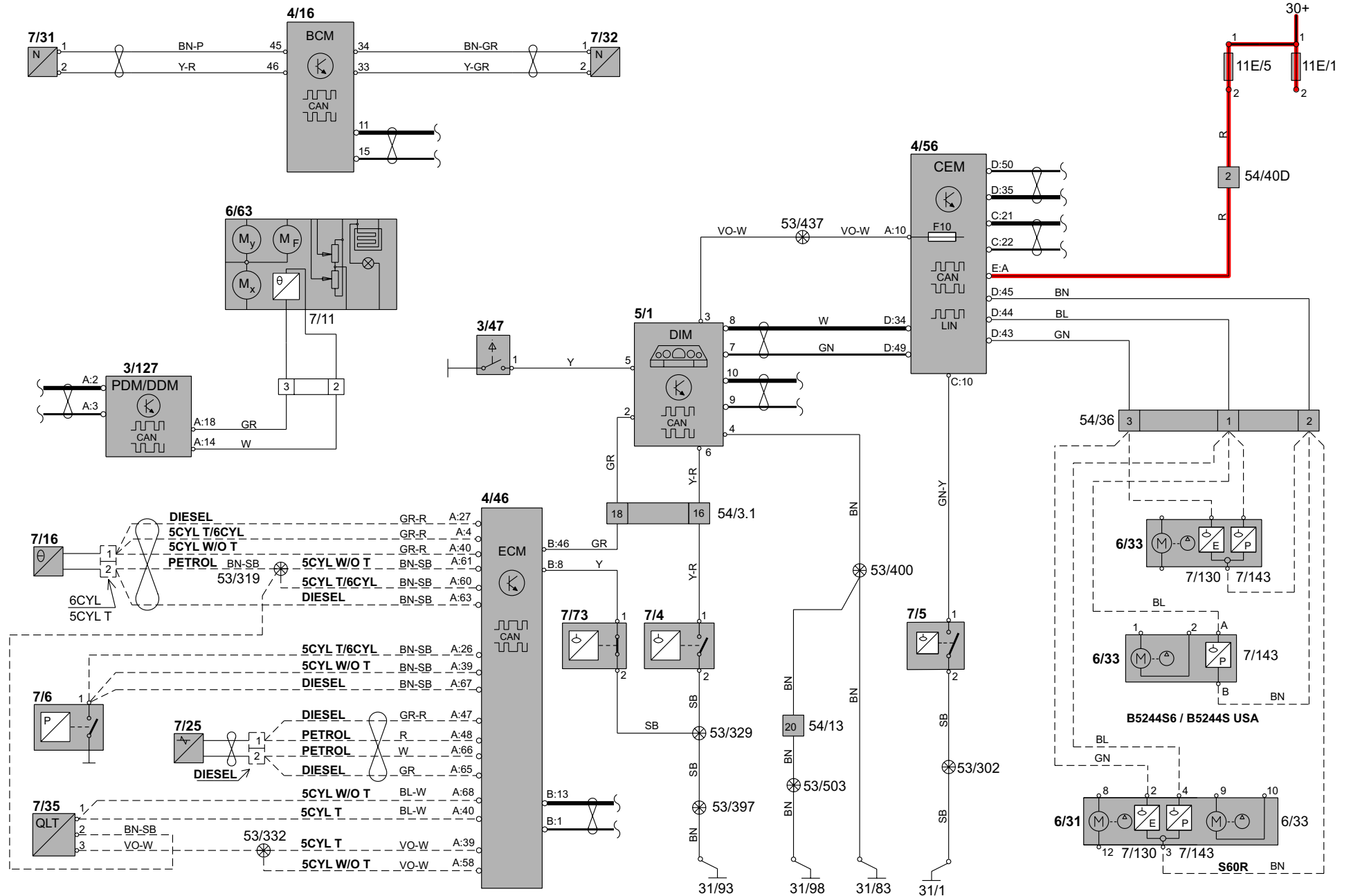
Group 38 Instruments

Seat belt reminder



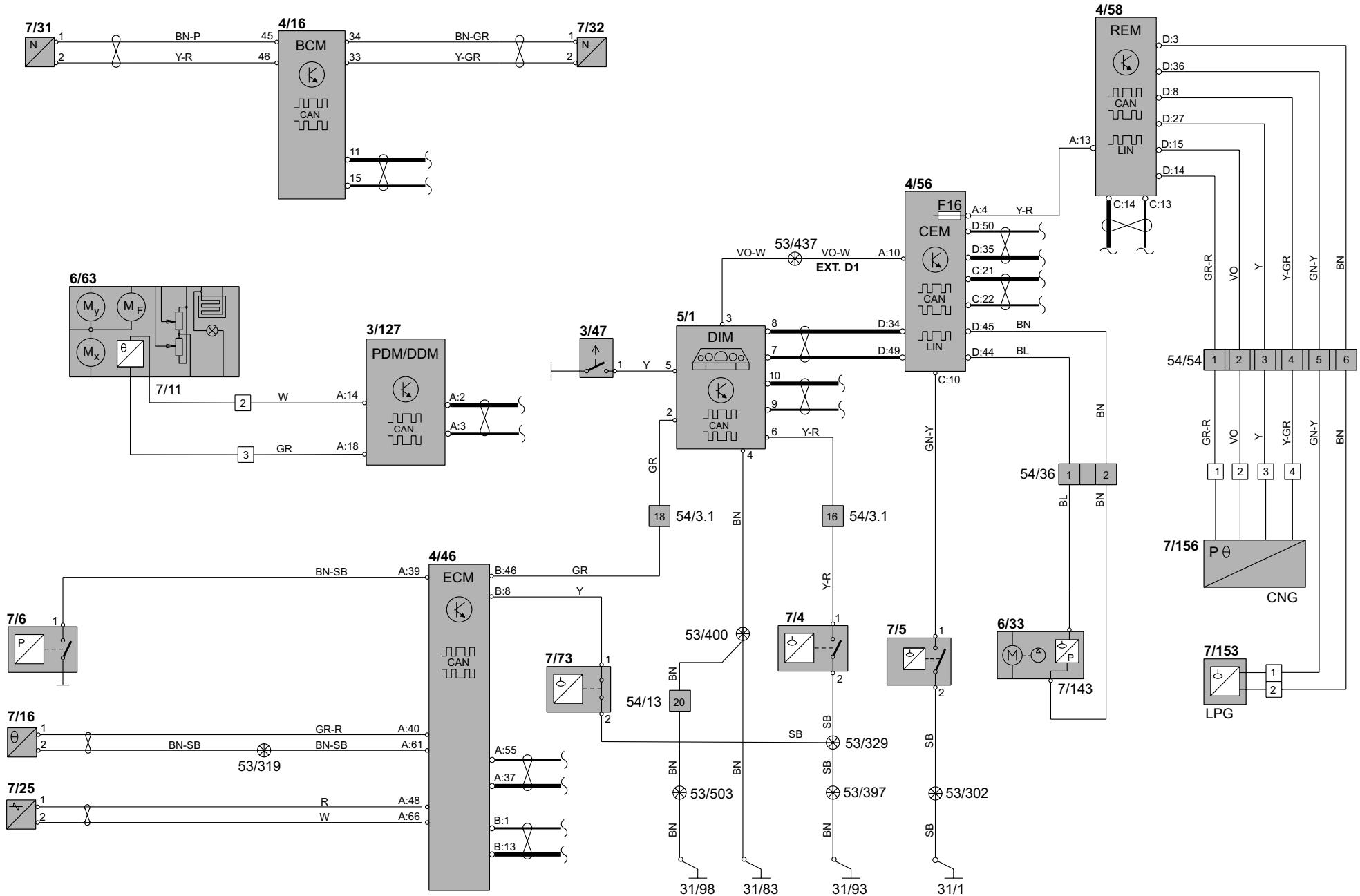
Group 38 Instruments

Driver information module



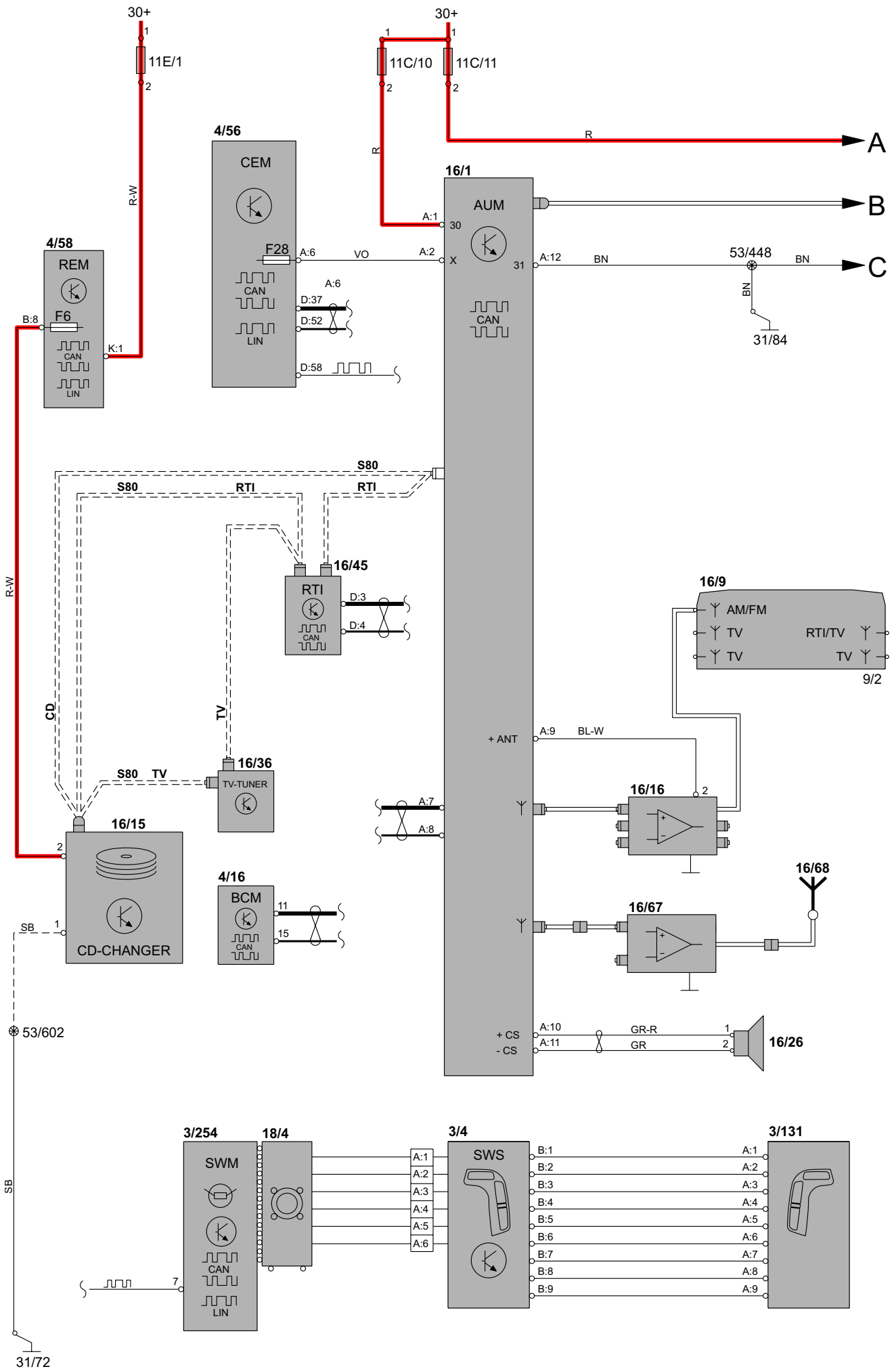
Group 38 Instruments

Driver information module, Bi-Fuel



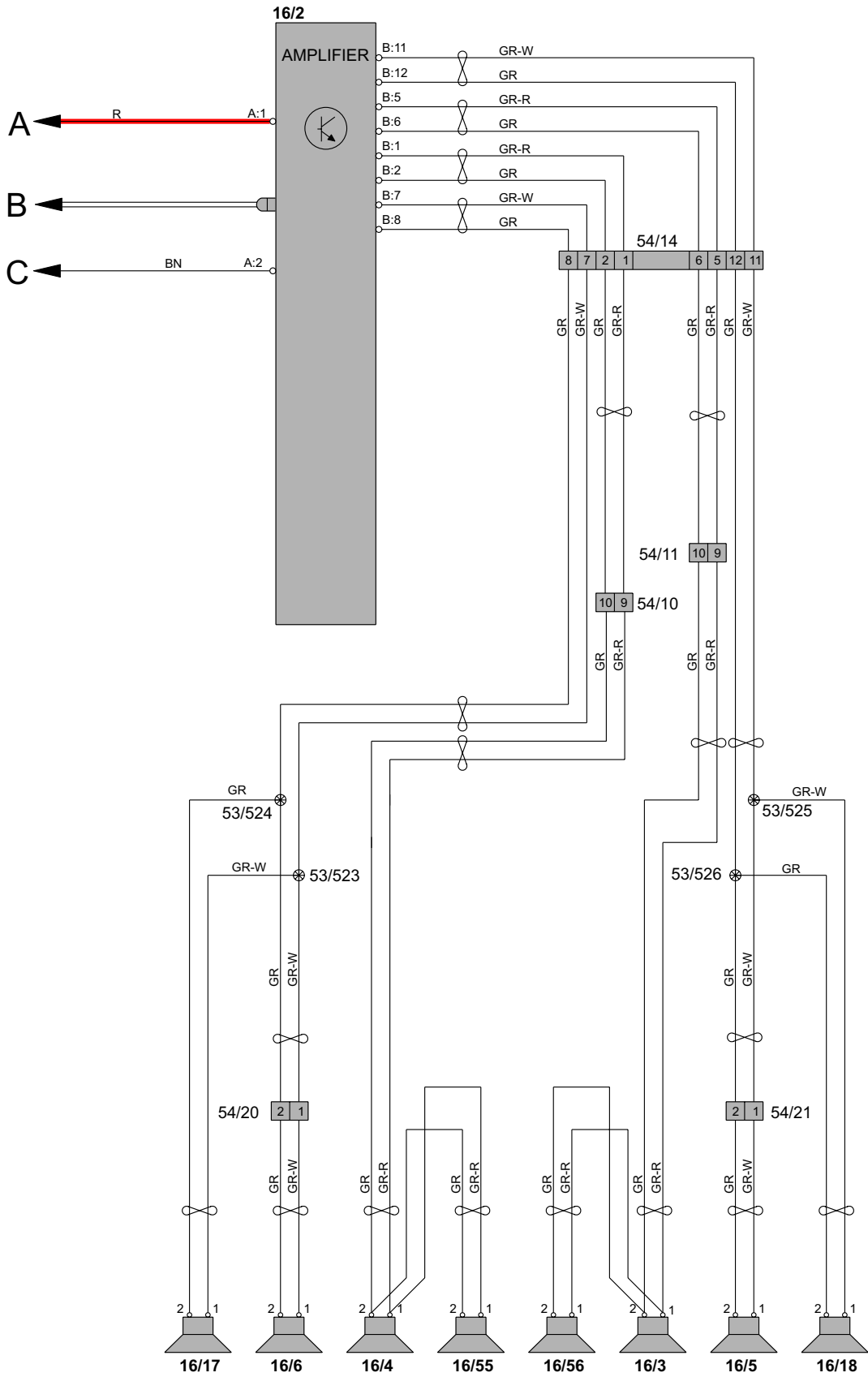
Group 39 Other

Audio with auxiliary amplifier 1:2

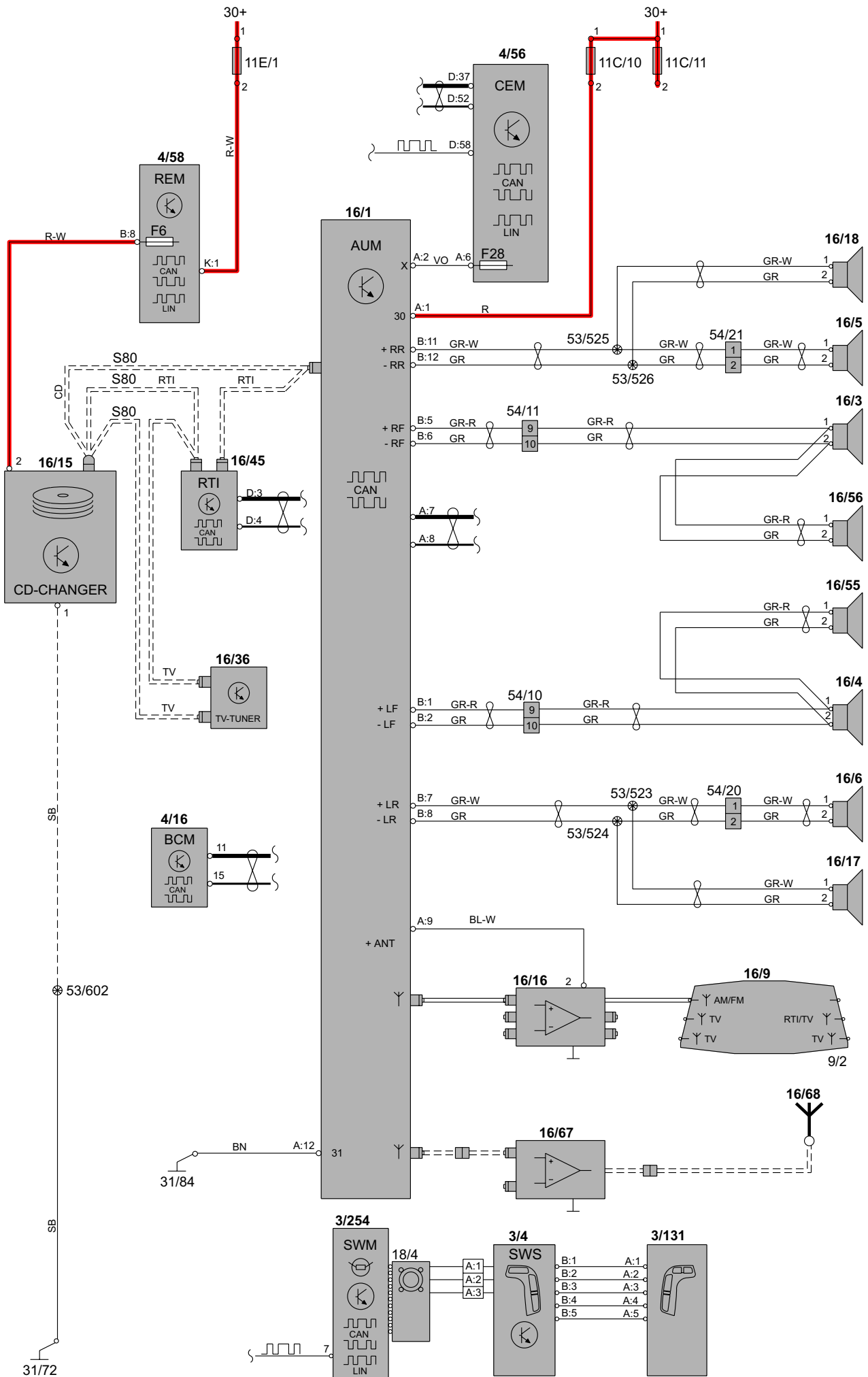


Group 39 Other

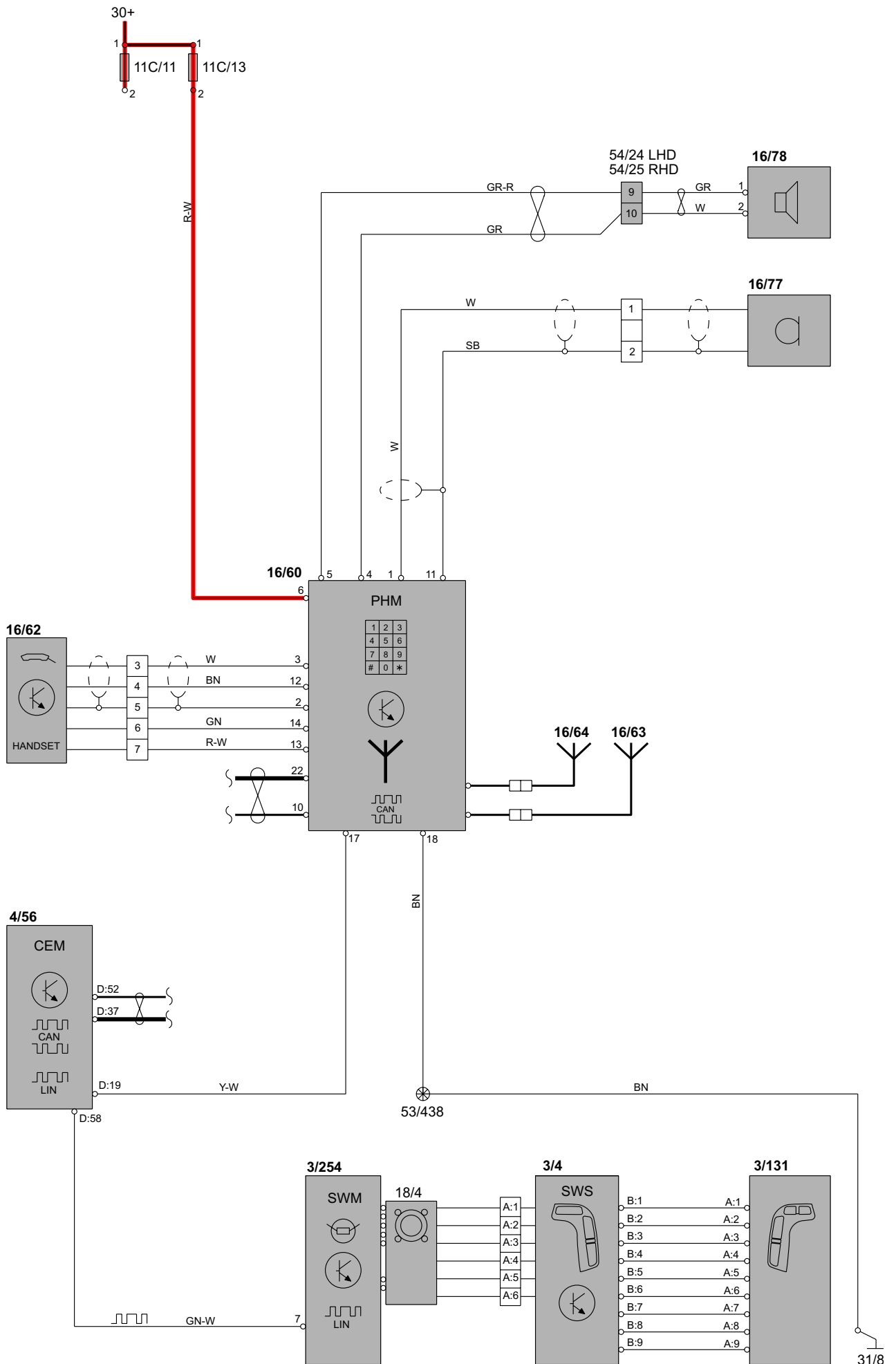
Audio with auxiliary amplifier 2:2



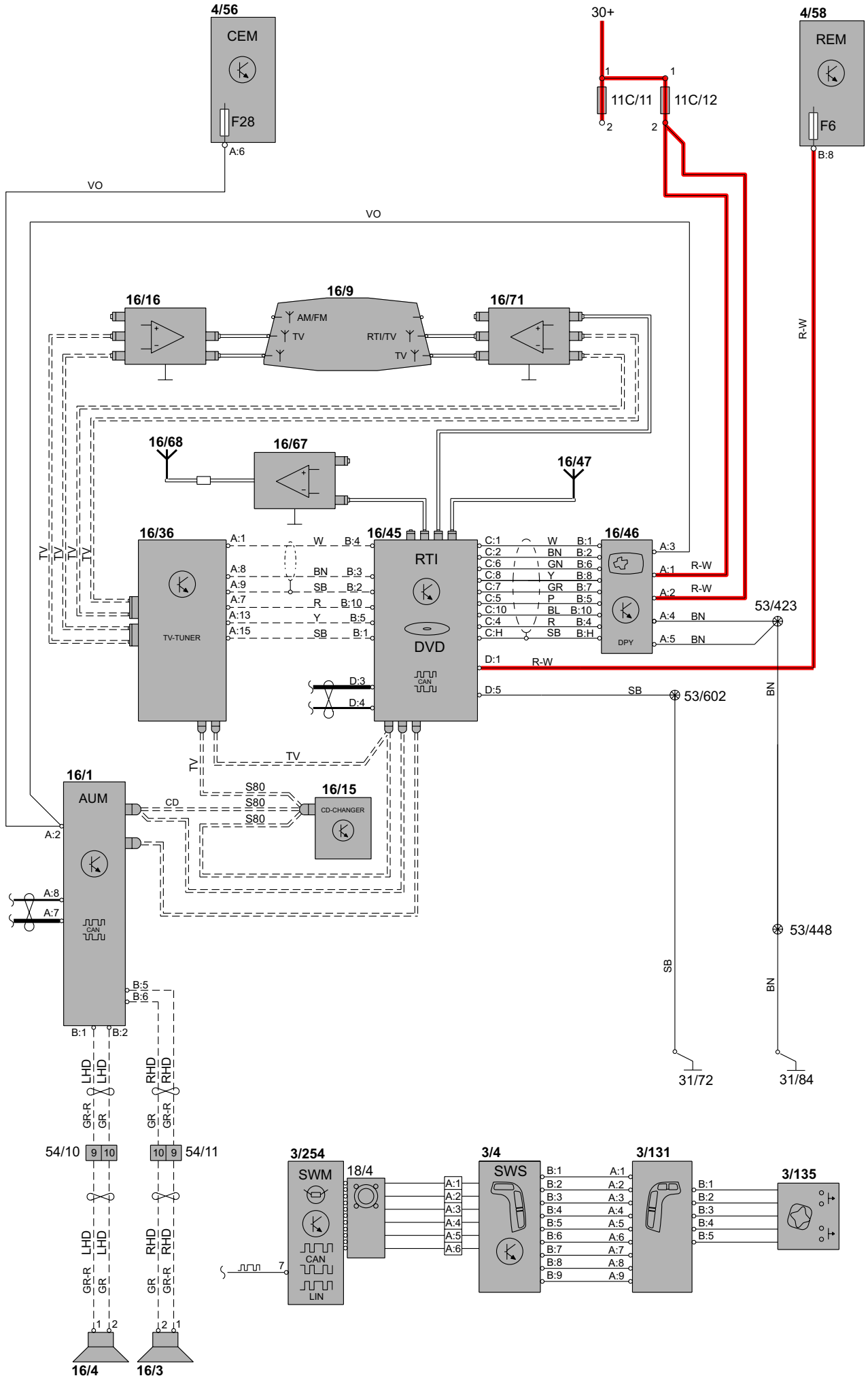
Group 39 Other Audio



Group 39 Other Cellular phone

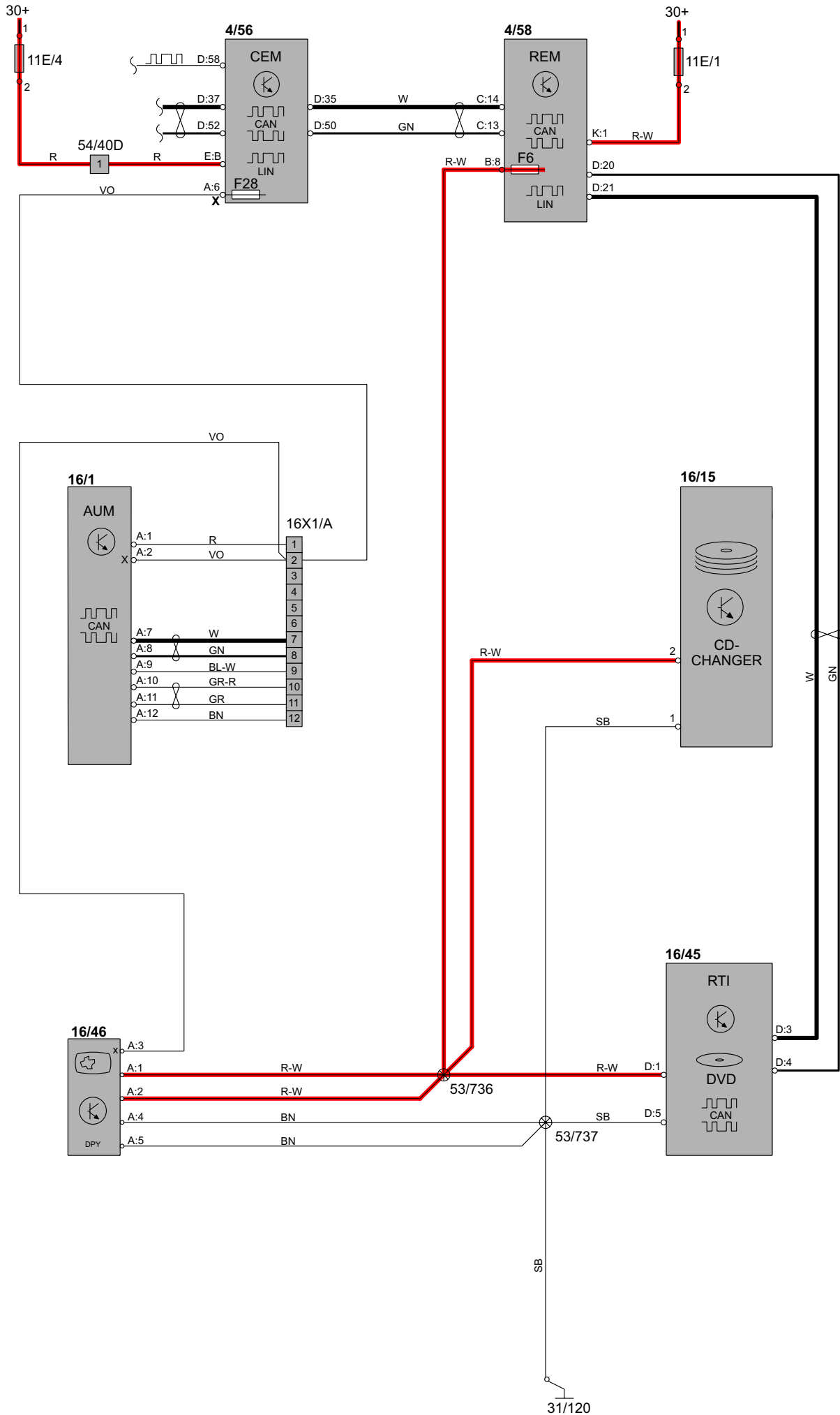


Group 39 Other Road Traffic Information (RTI)

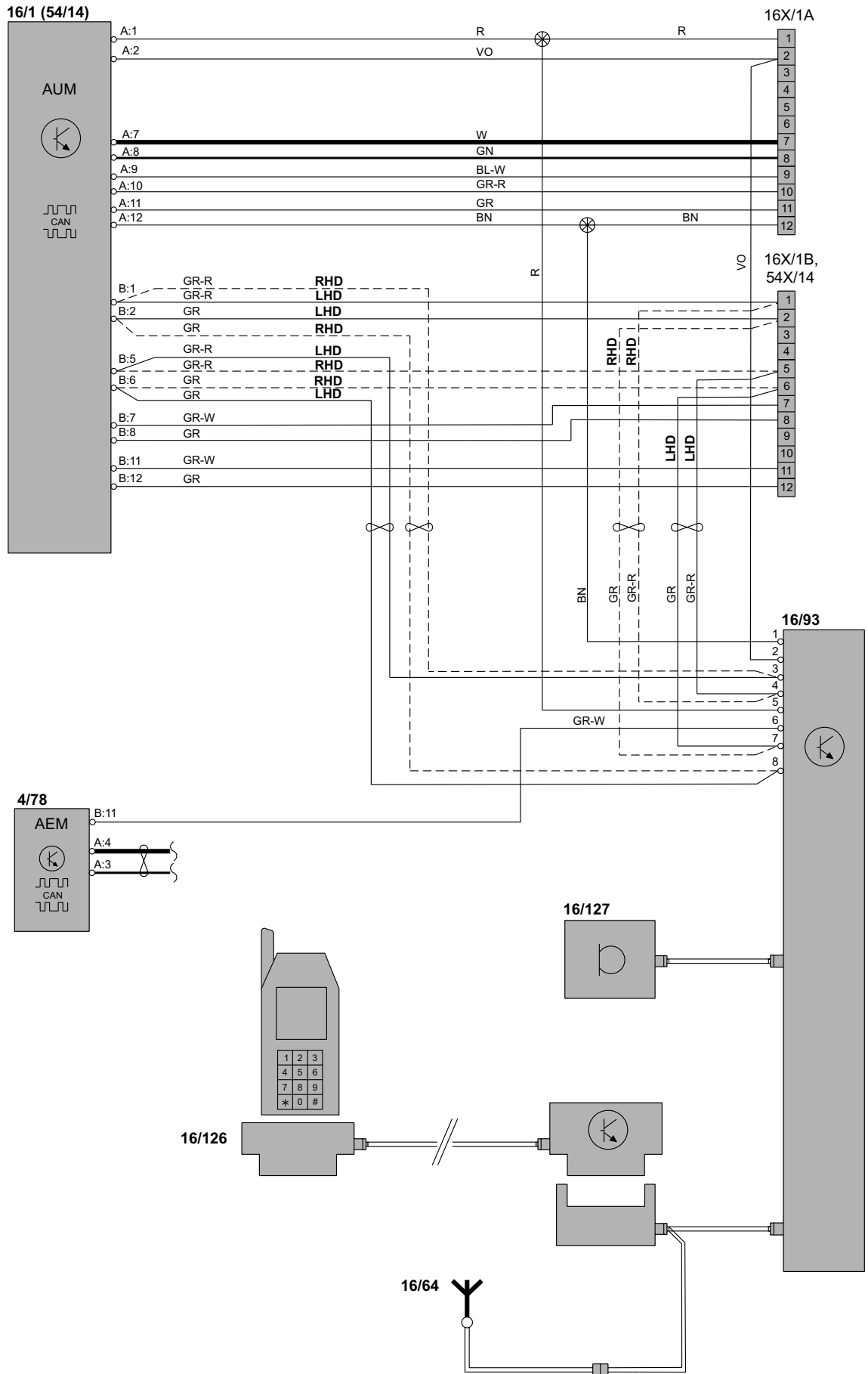


Group 39 Other

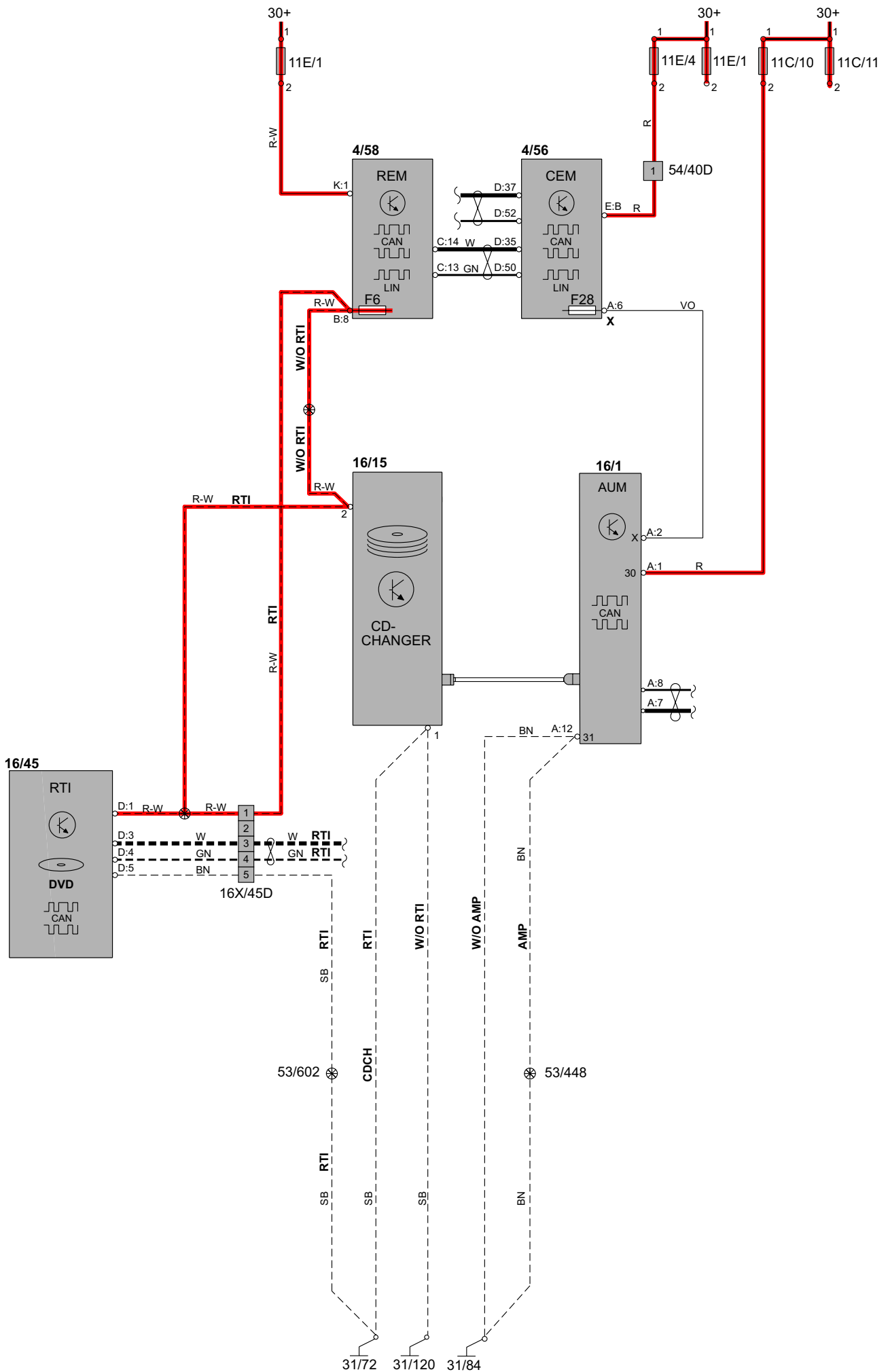
Road Traffic Information (RTI) and CD changer



Group 39 Other, Accessories Handsfree

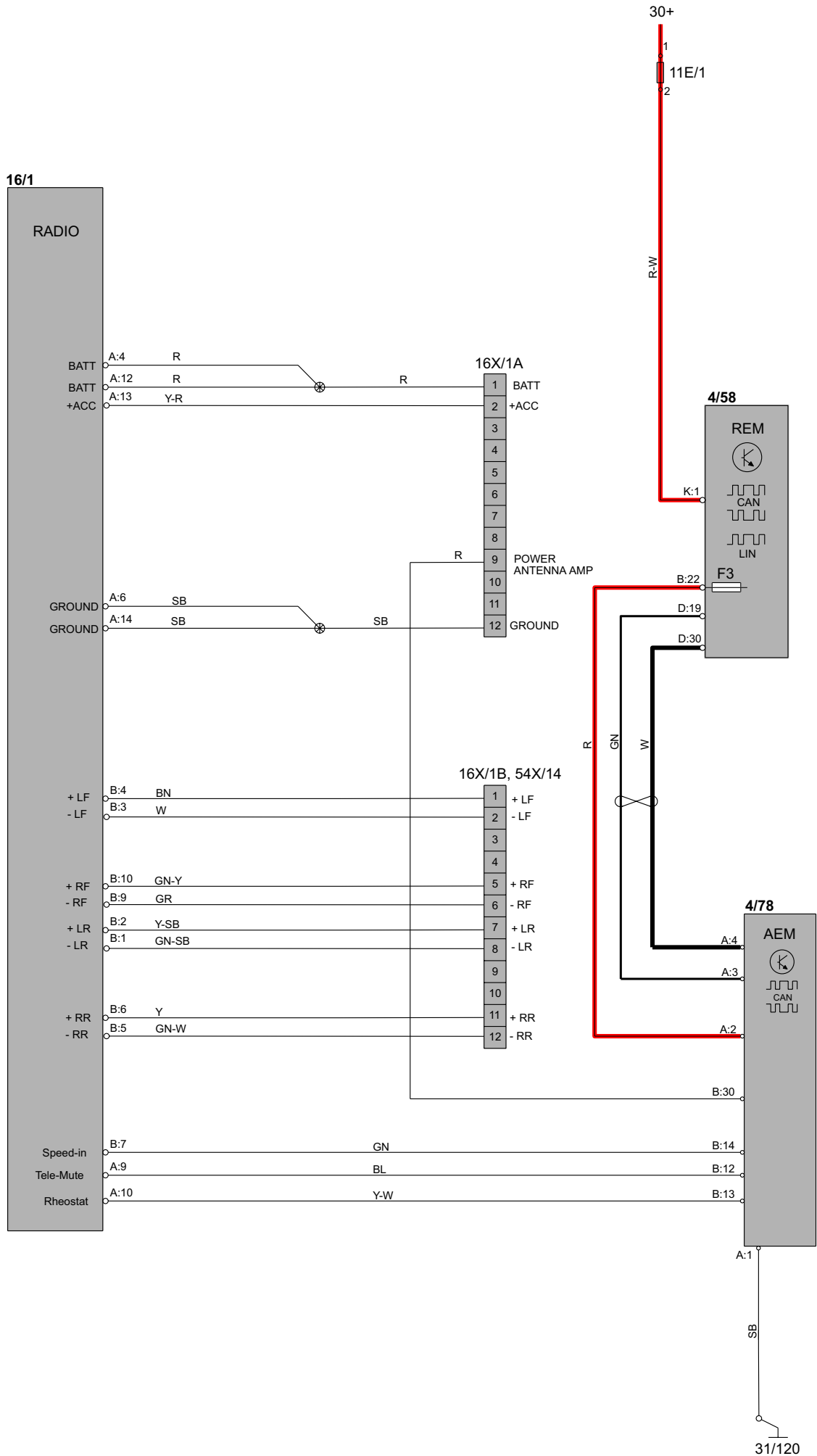


Group 39 Other, Accessories CD changer



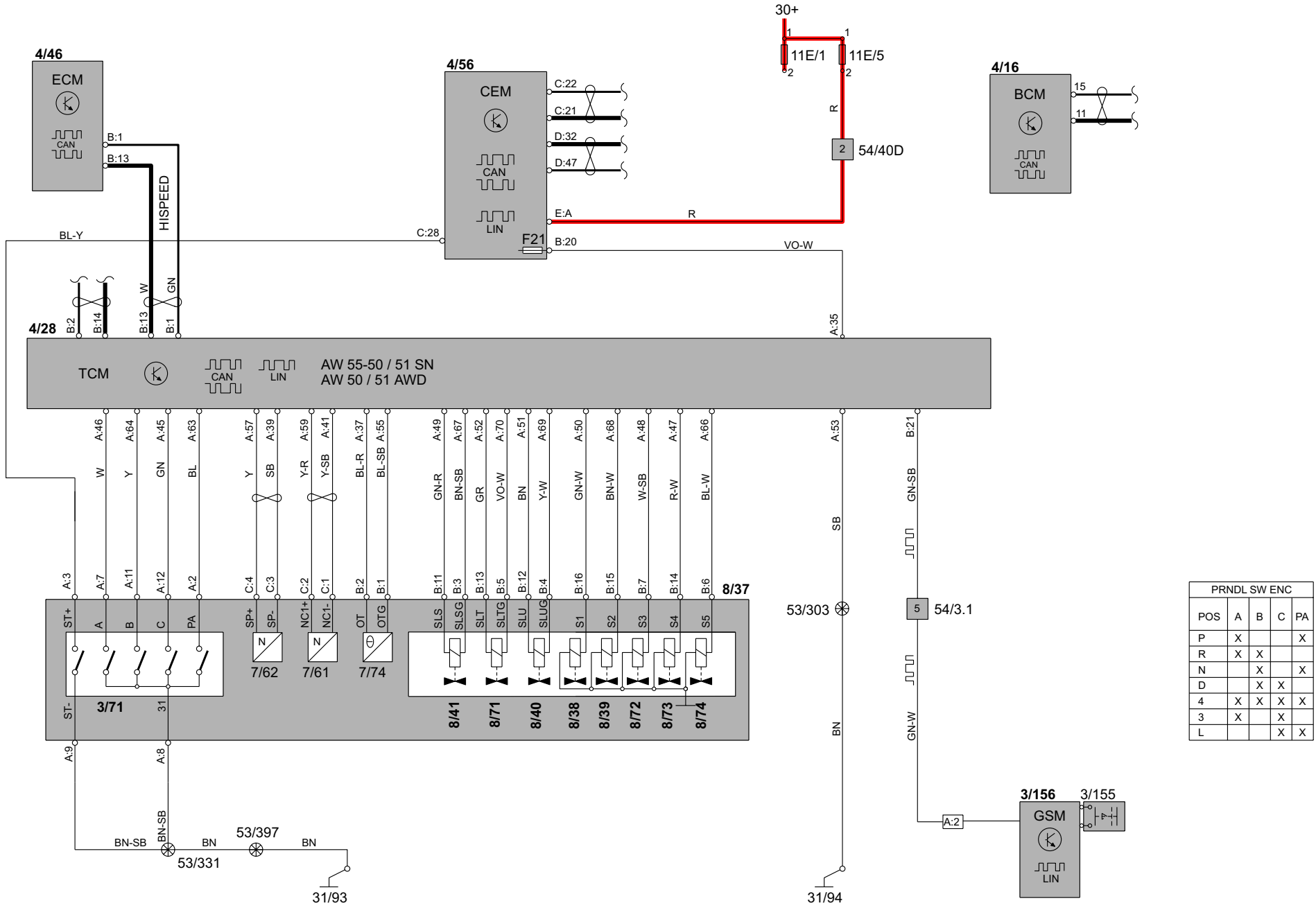
Group 39 Other, Accessories

Audio adapter cable harness



Group 43 Transmission

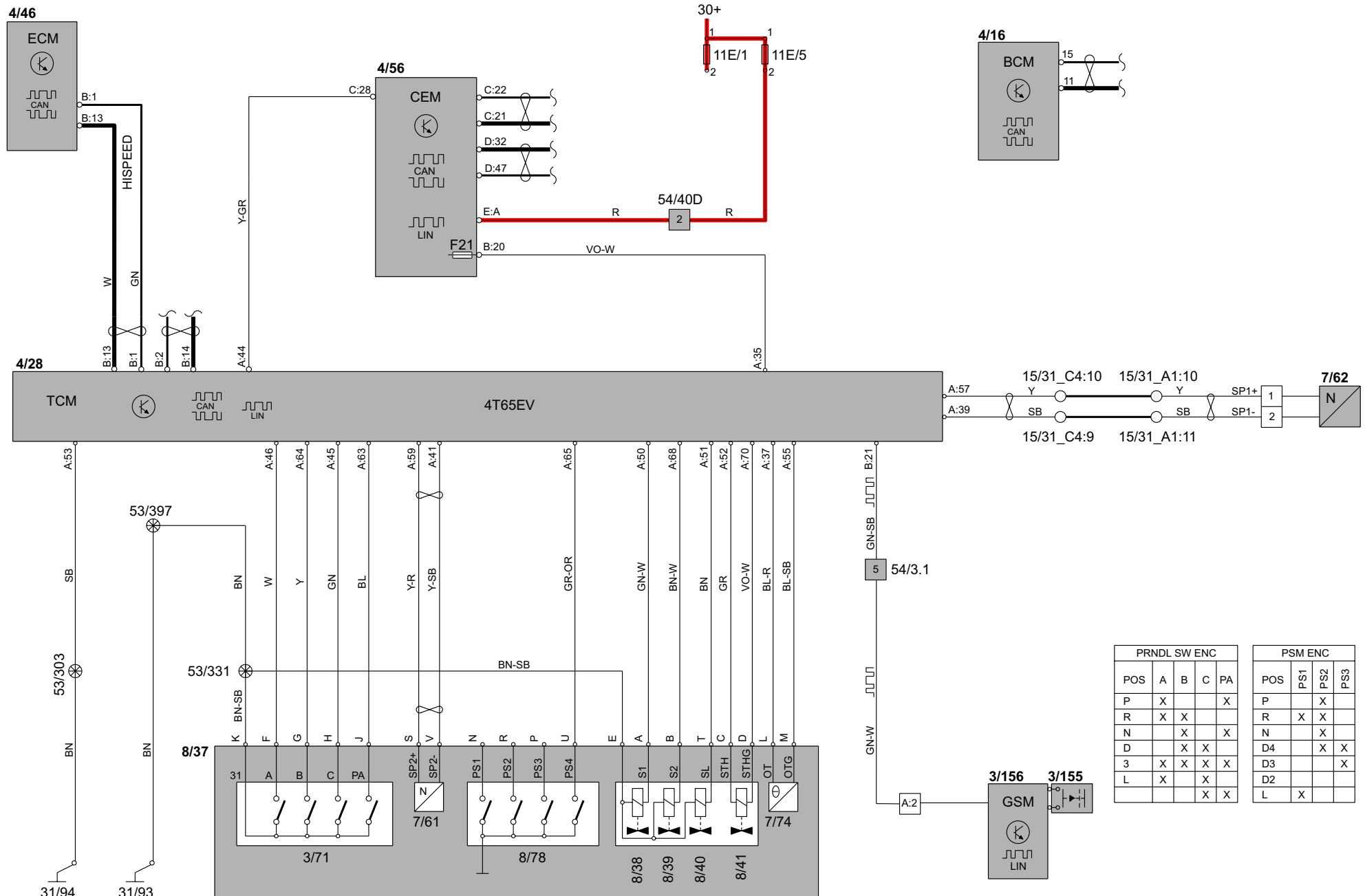
Automatic transmission AW55-50SN/AW50AWD



| PRNDL SW ENC | | | | |
|--------------|---|---|---|----|
| POS | A | B | C | PA |
| P | X | | | X |
| R | X | X | | |
| N | | | X | X |
| D | | X | X | |
| 4 | X | X | X | X |
| 3 | X | | X | |
| L | | | X | X |

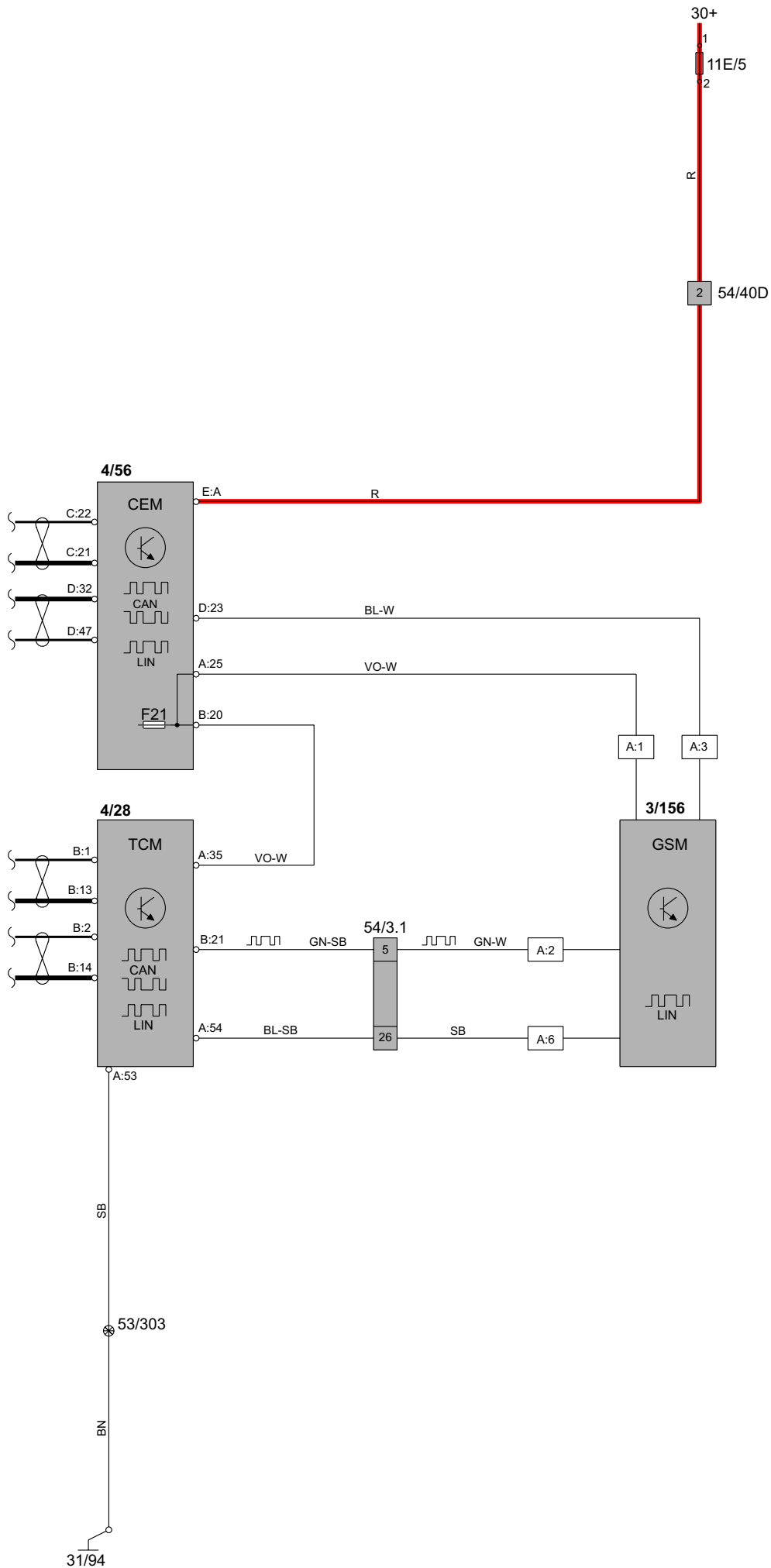
Group 43 Transmission

Automatic transmission 4T65EV

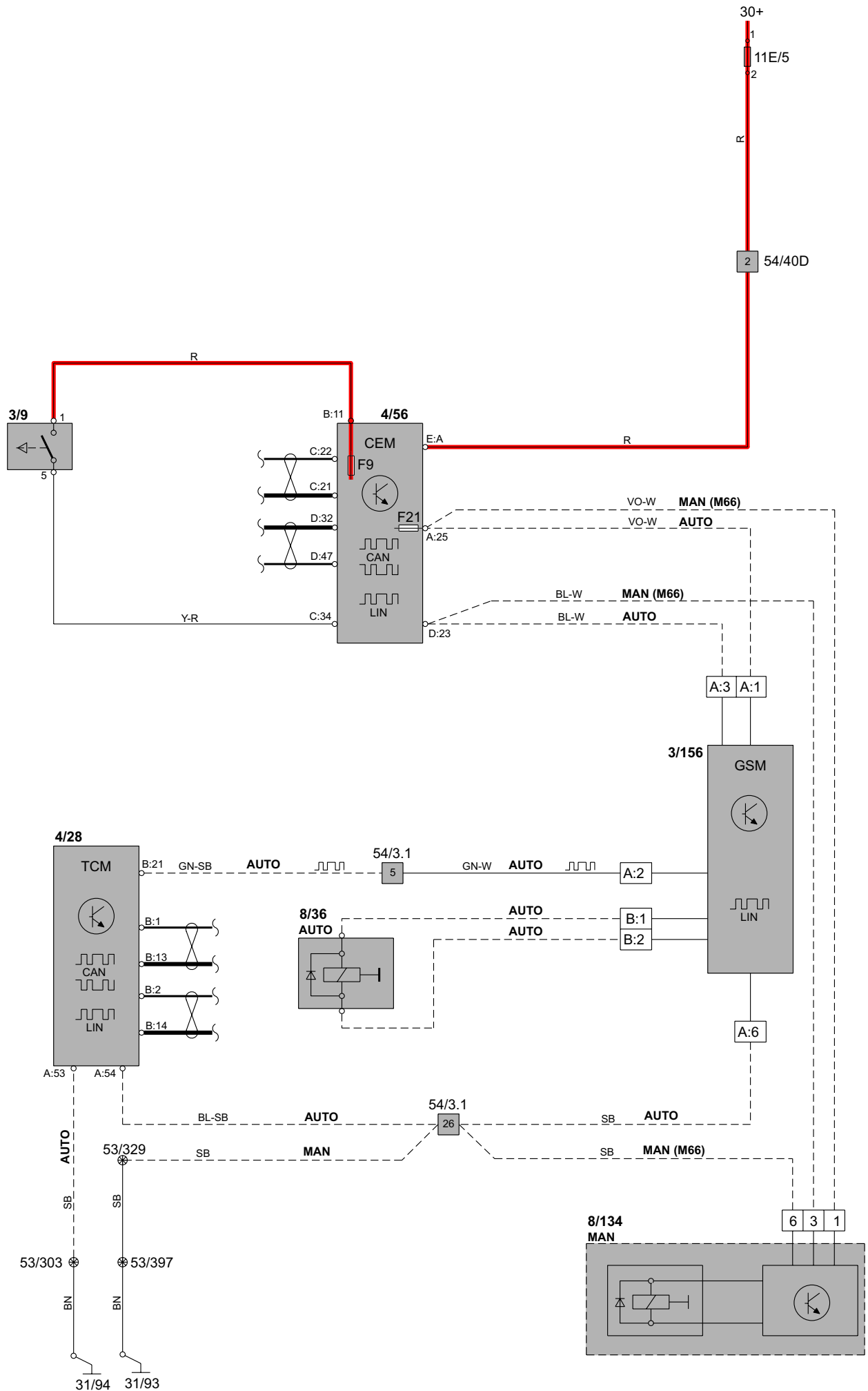


| PRNDL SW ENC | | | | | PSM ENC | | | |
|--------------|---|---|---|----|---------|-----|-----|-----|
| POS | A | B | C | PA | POS | PS1 | PS2 | PS3 |
| P | X | | | X | P | | X | |
| R | X | X | | | R | X | X | |
| N | | X | | X | N | | X | |
| D | | X | X | | D4 | | X | X |
| 3 | X | X | X | X | D3 | | | X |
| L | X | | X | | D2 | | | |
| | | | X | X | L | X | | |

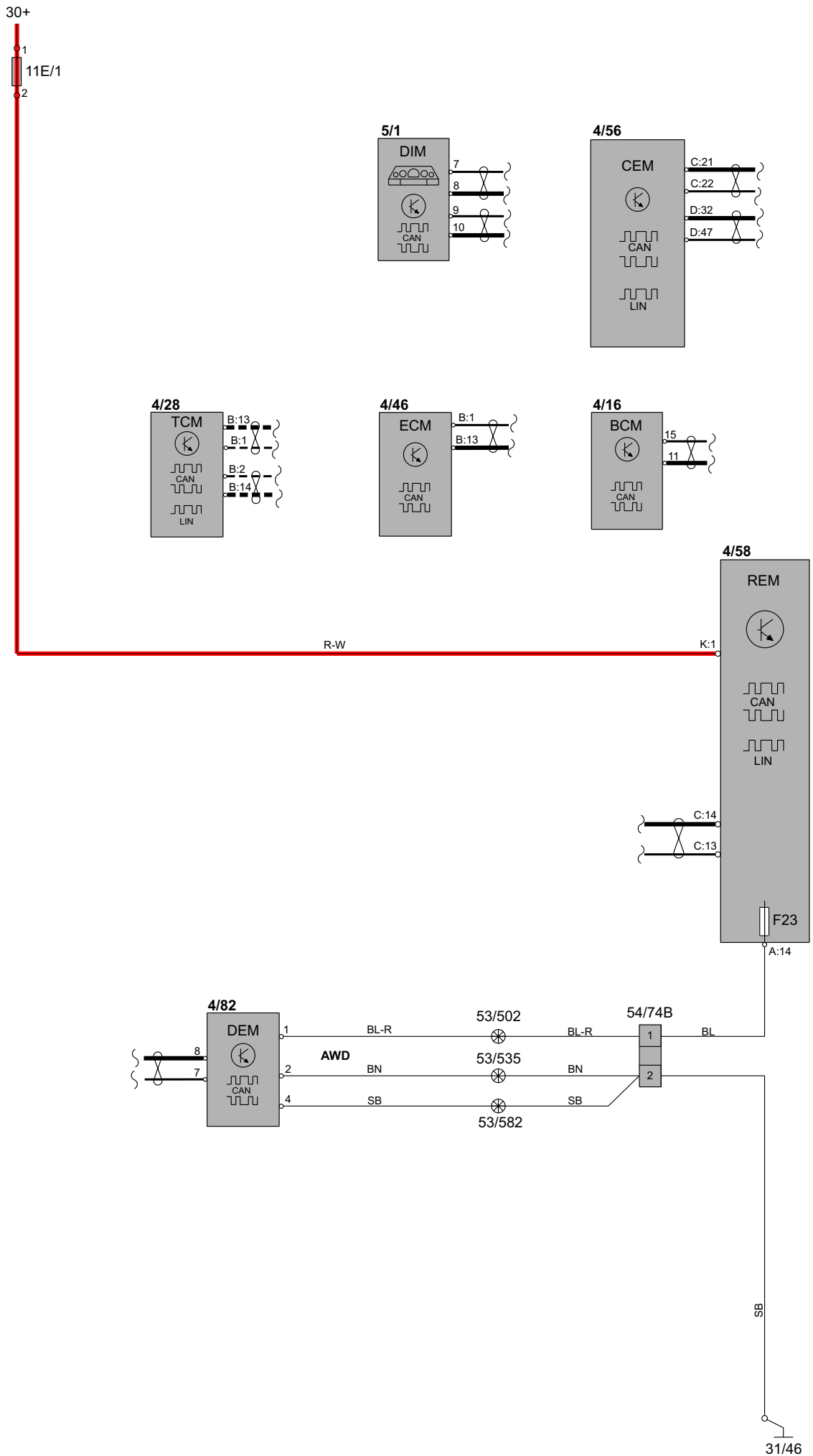
Group 43 Transmission Geartronic



Group 43 Transmission Shift lock

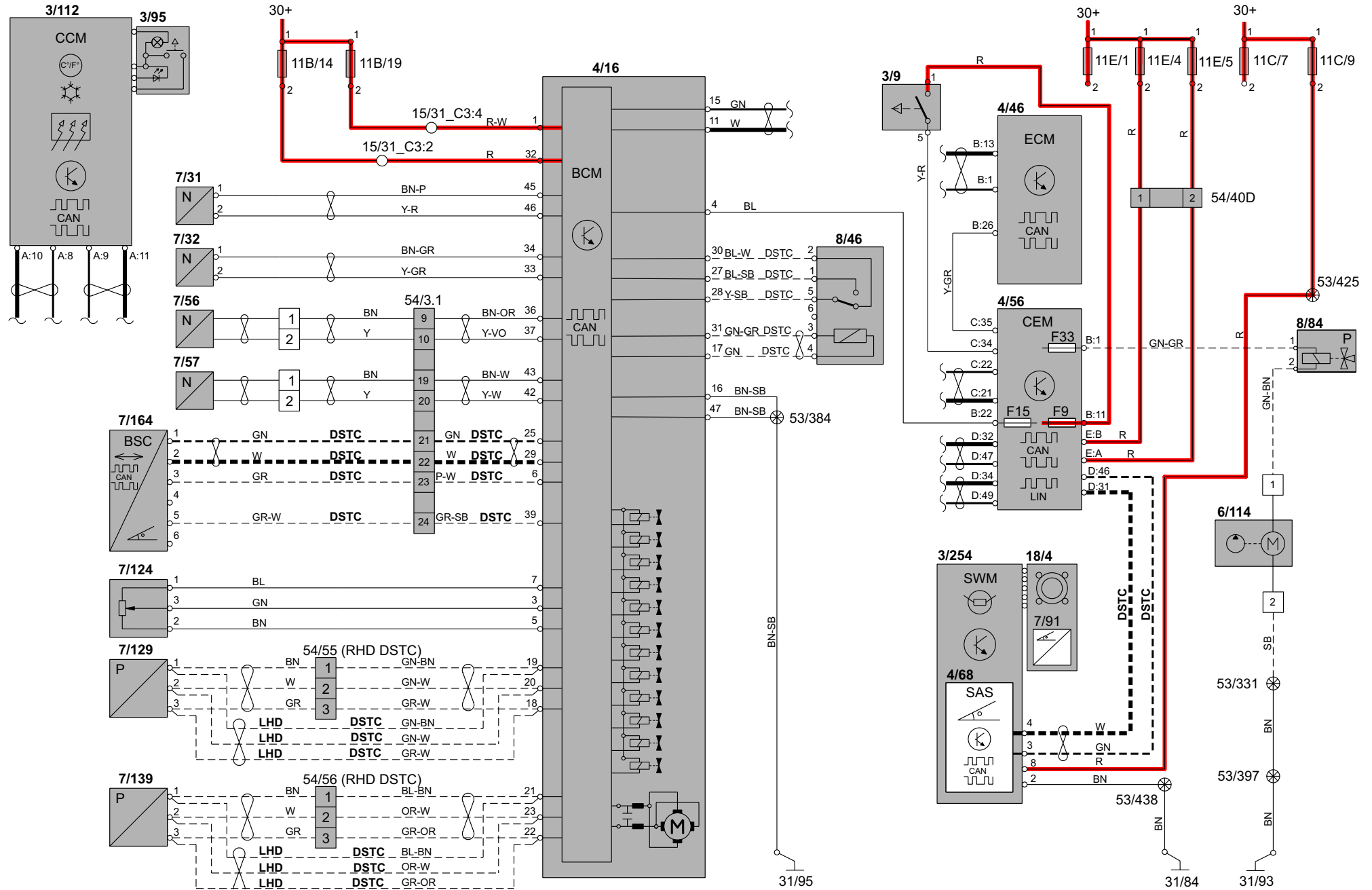


Group 43 Transmission Differential Electronic Module (DEM)



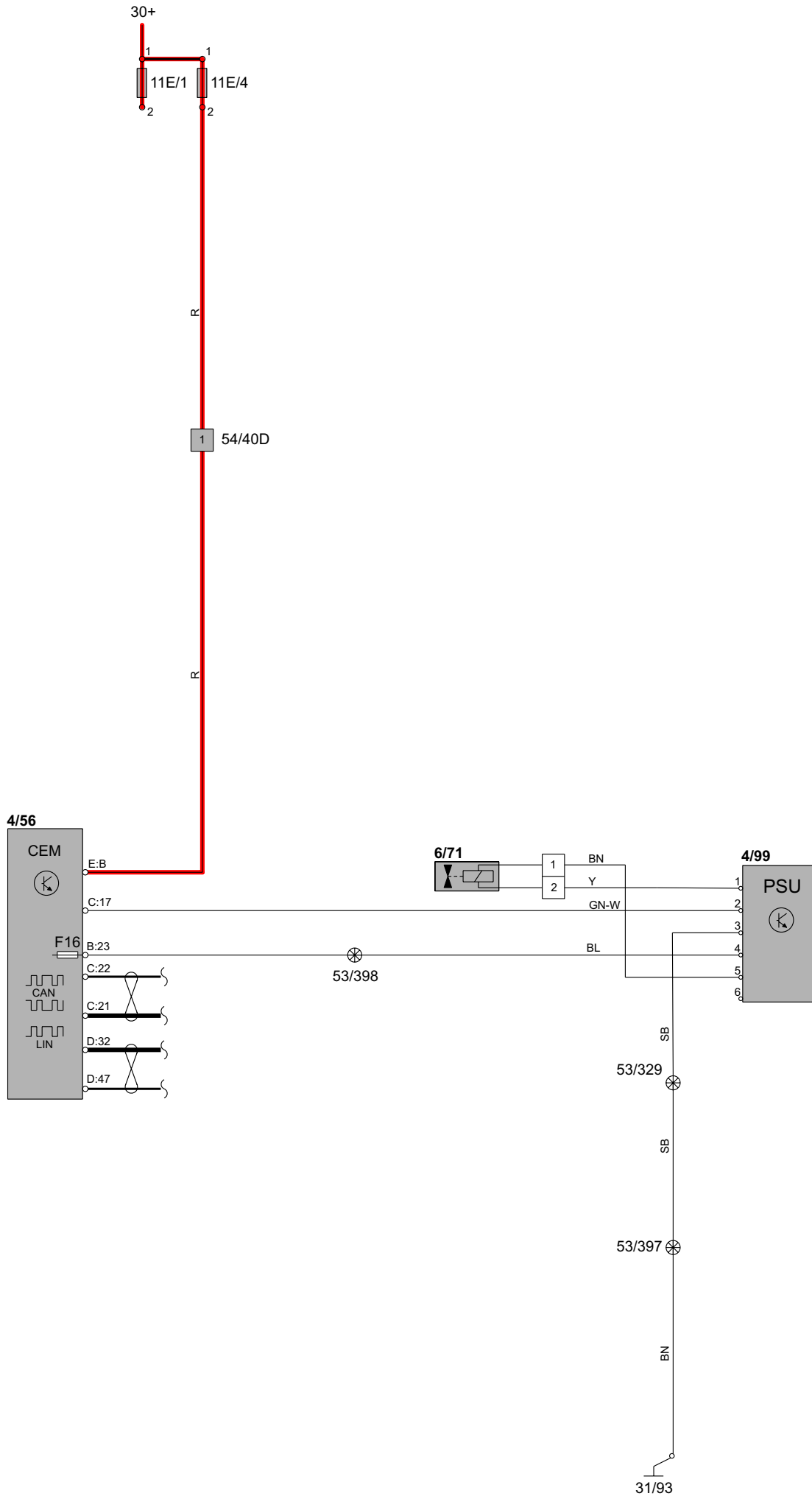
Group 59 Brake system

Brake control system

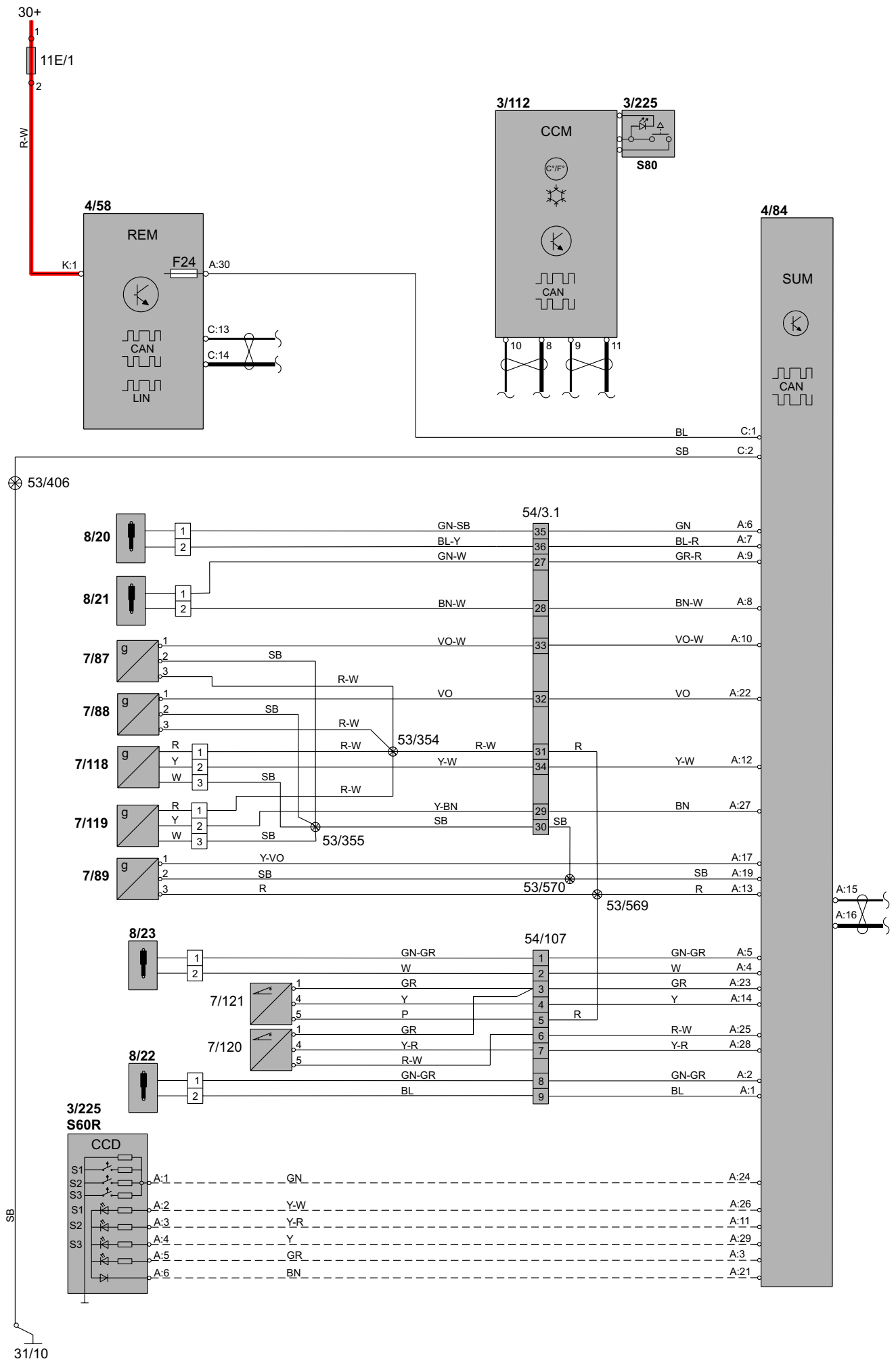


Group 64 Steering

Electronic power steering

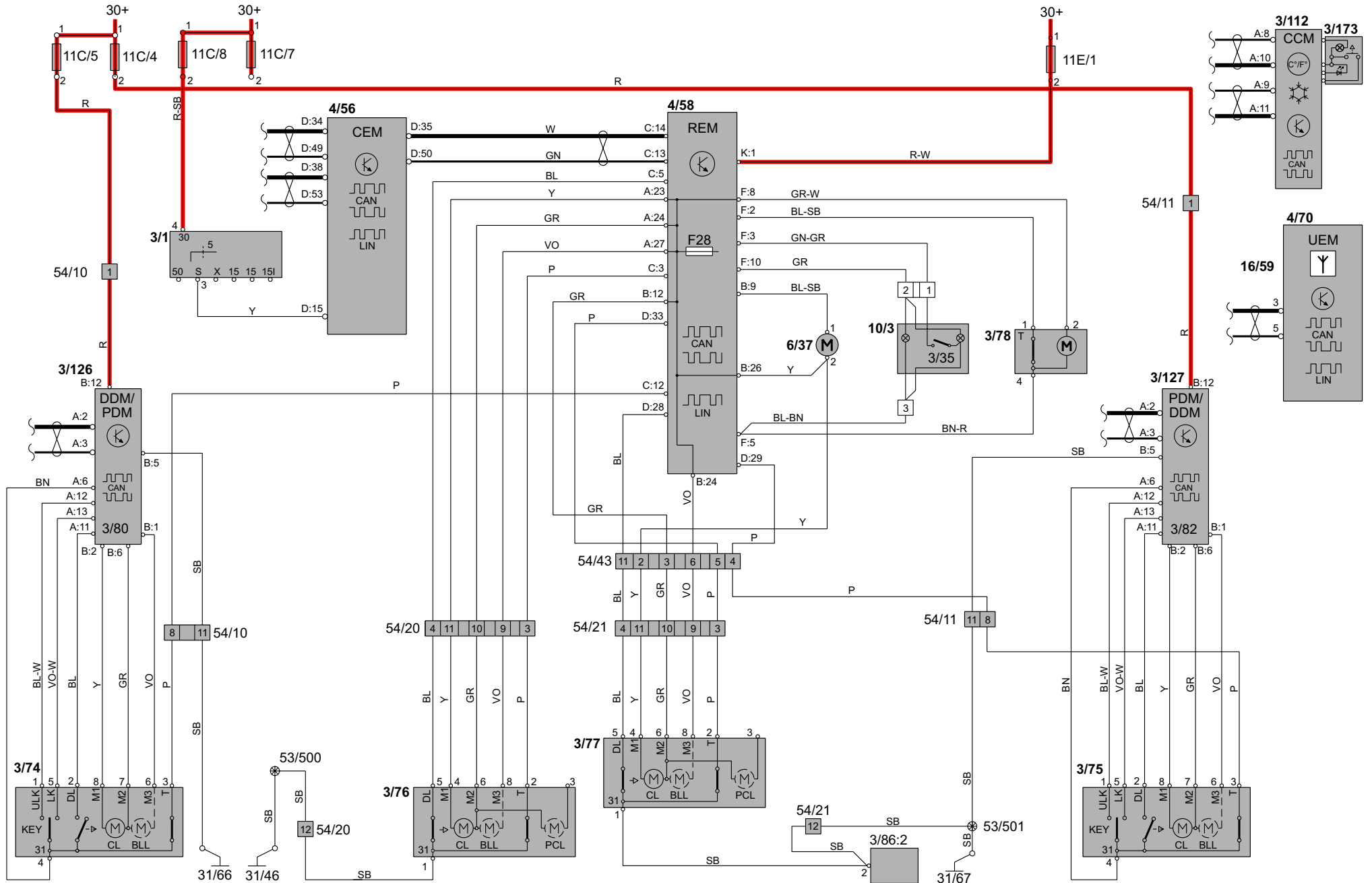


Group 76 Shock absorbers Four-C



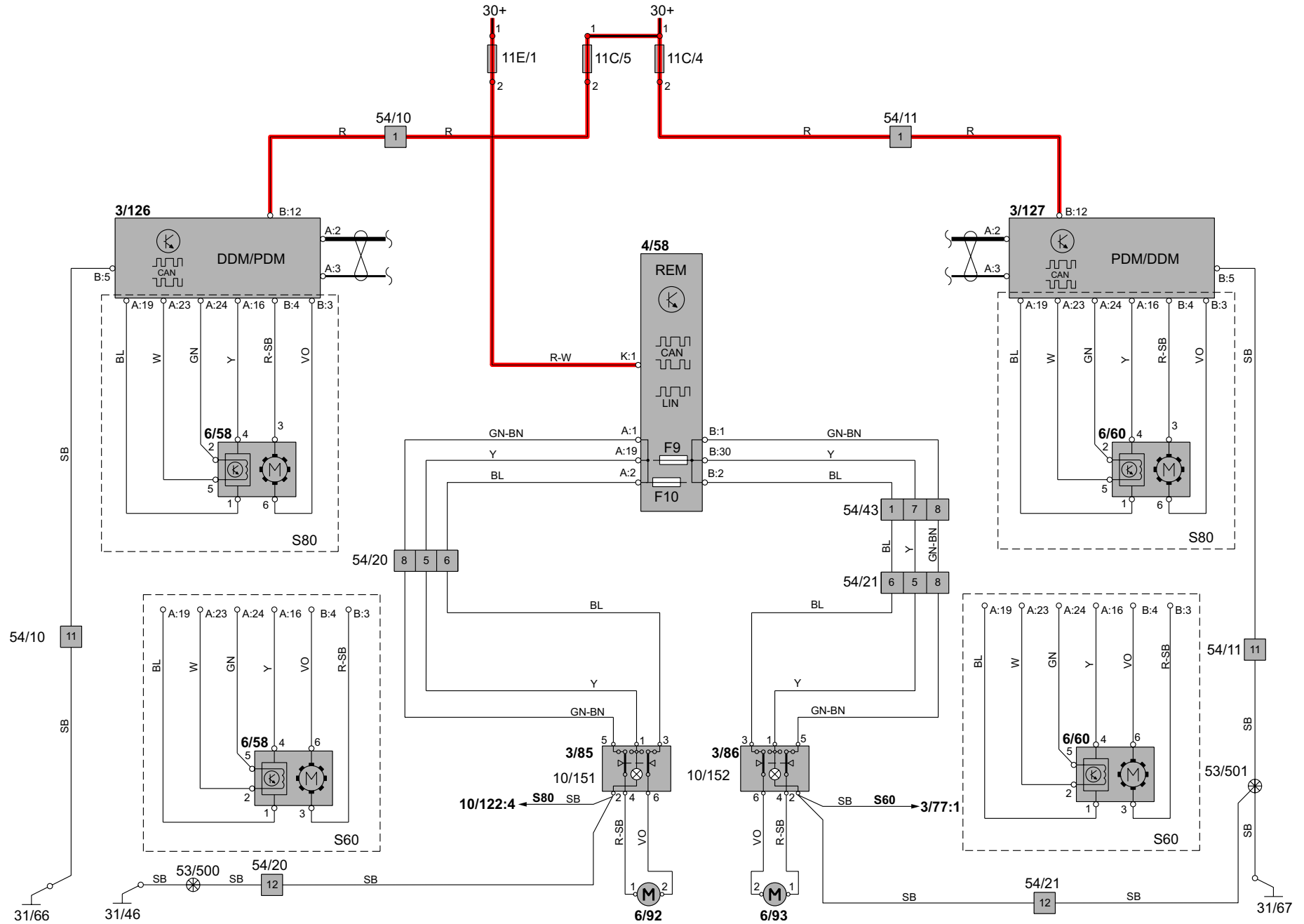
Group 83 Doors and openings

Central locking



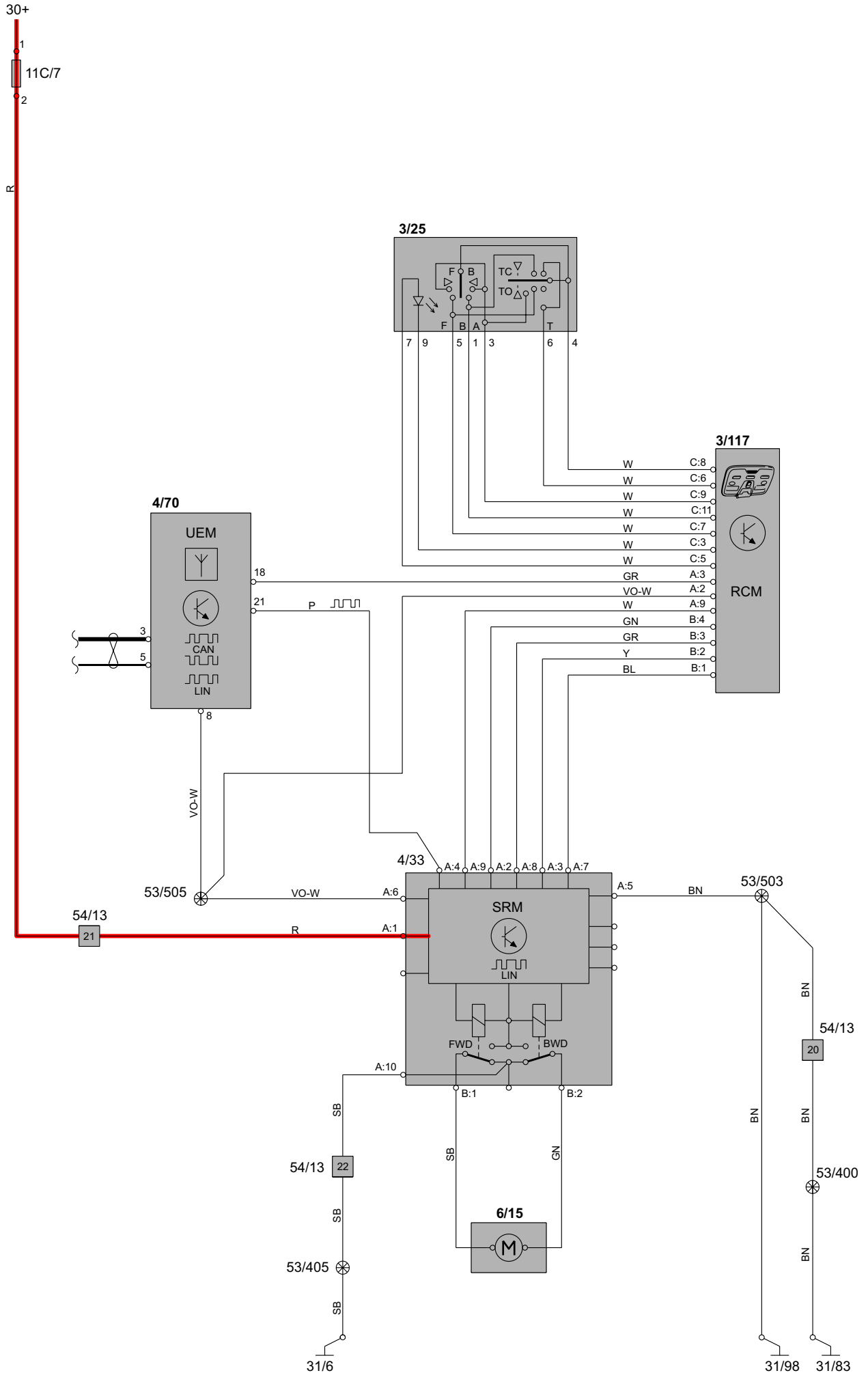
Group 83 Doors and openings

Power windows

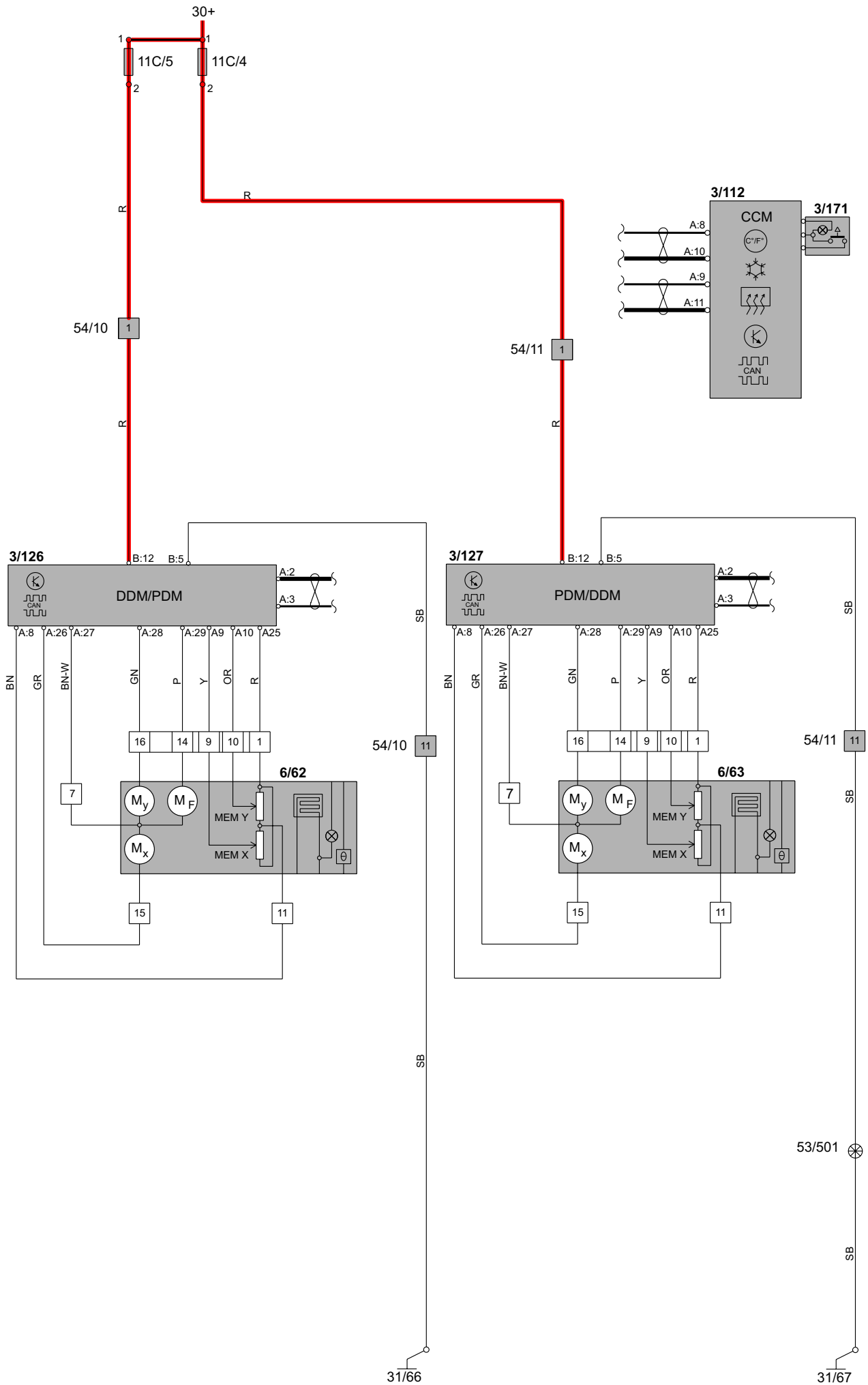


Group 83 Doors and openings

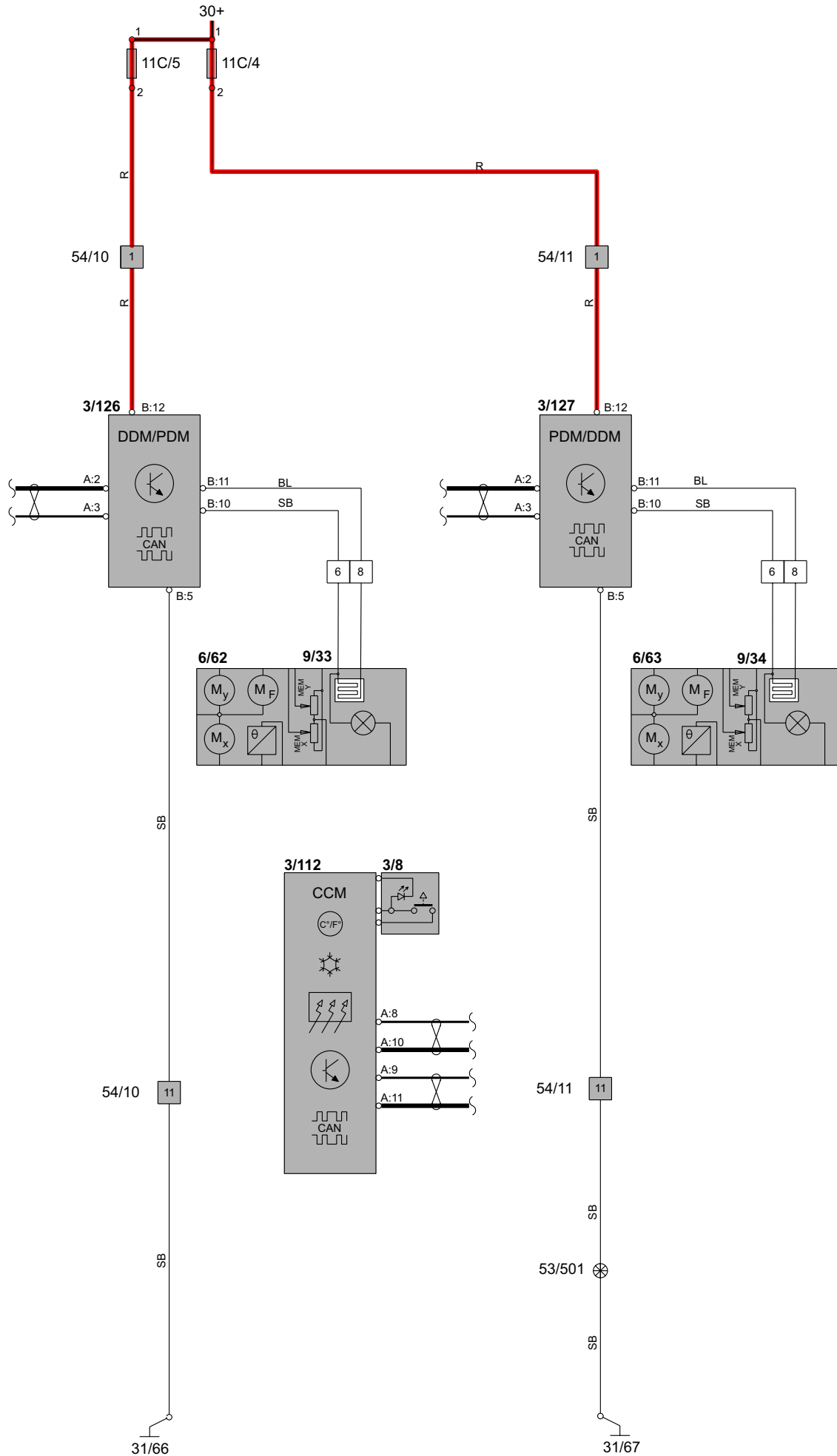
Power sunroof



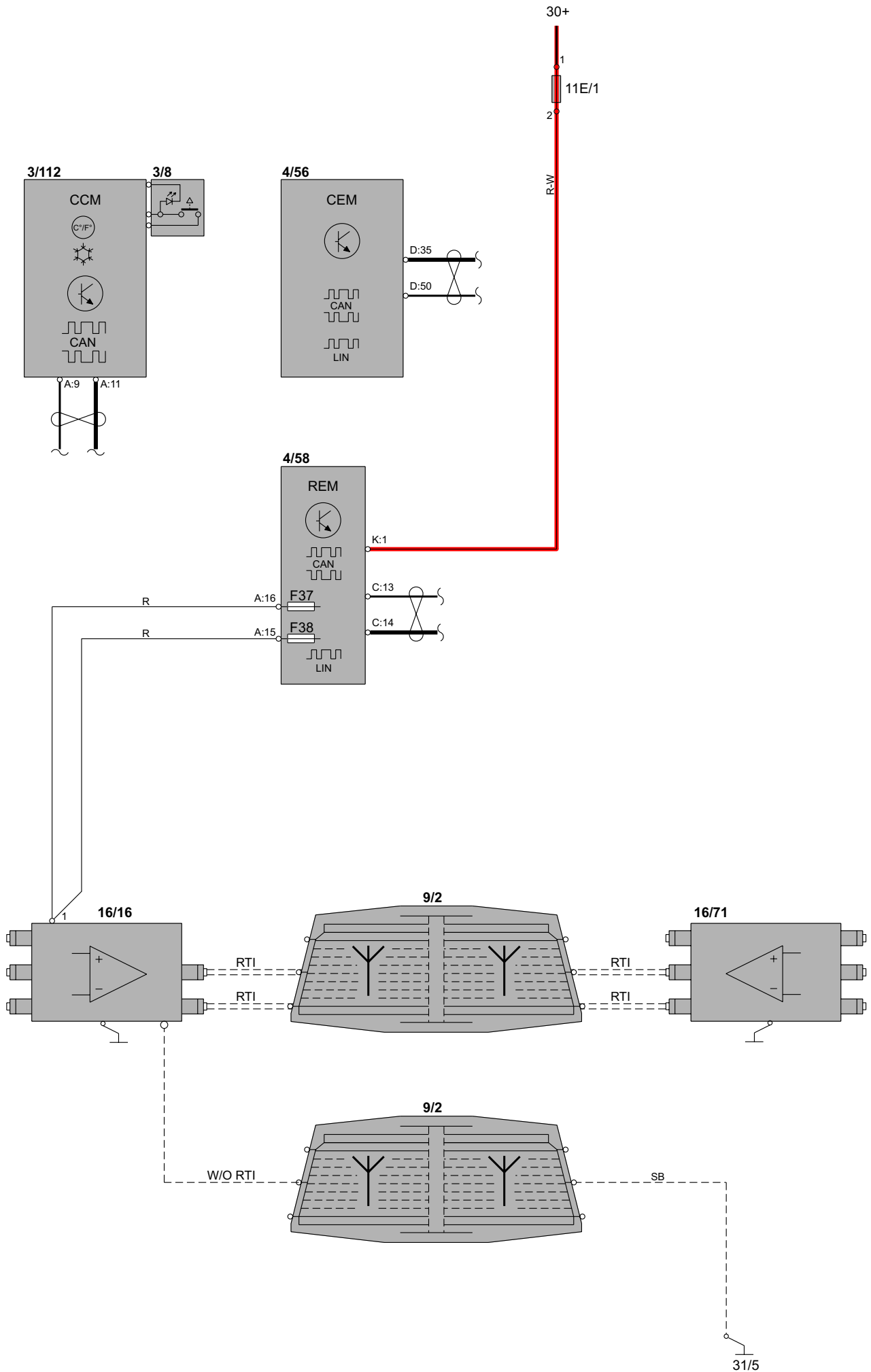
Group 84 Exterior decorative elements etc. Power door mirrors



Group 84 Exterior decorative elements etc. Heated door mirrors

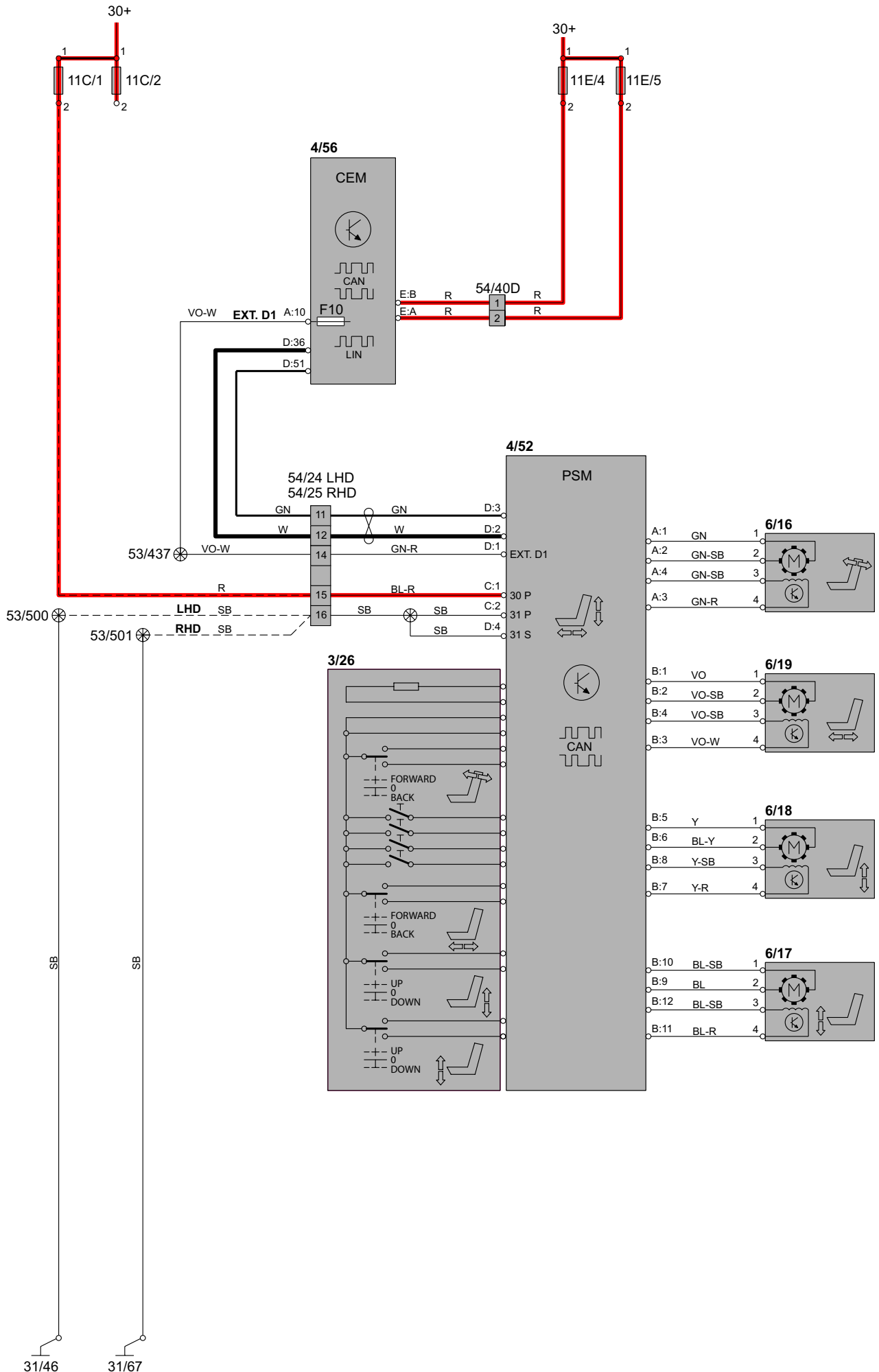


Group 84 Exterior decorative elements etc. Heated rear window



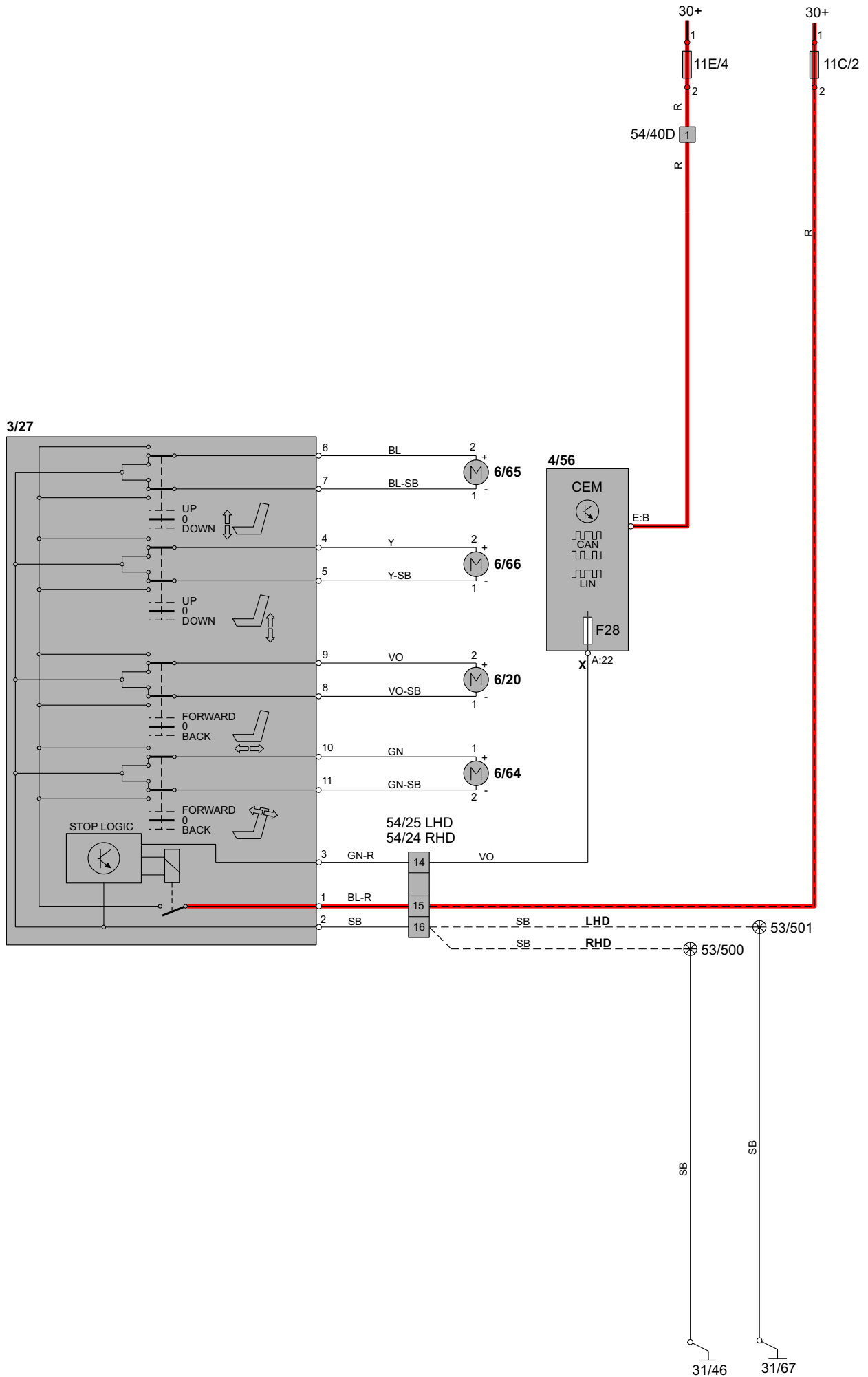
Group 85 Interior equipment

Power driver's seat



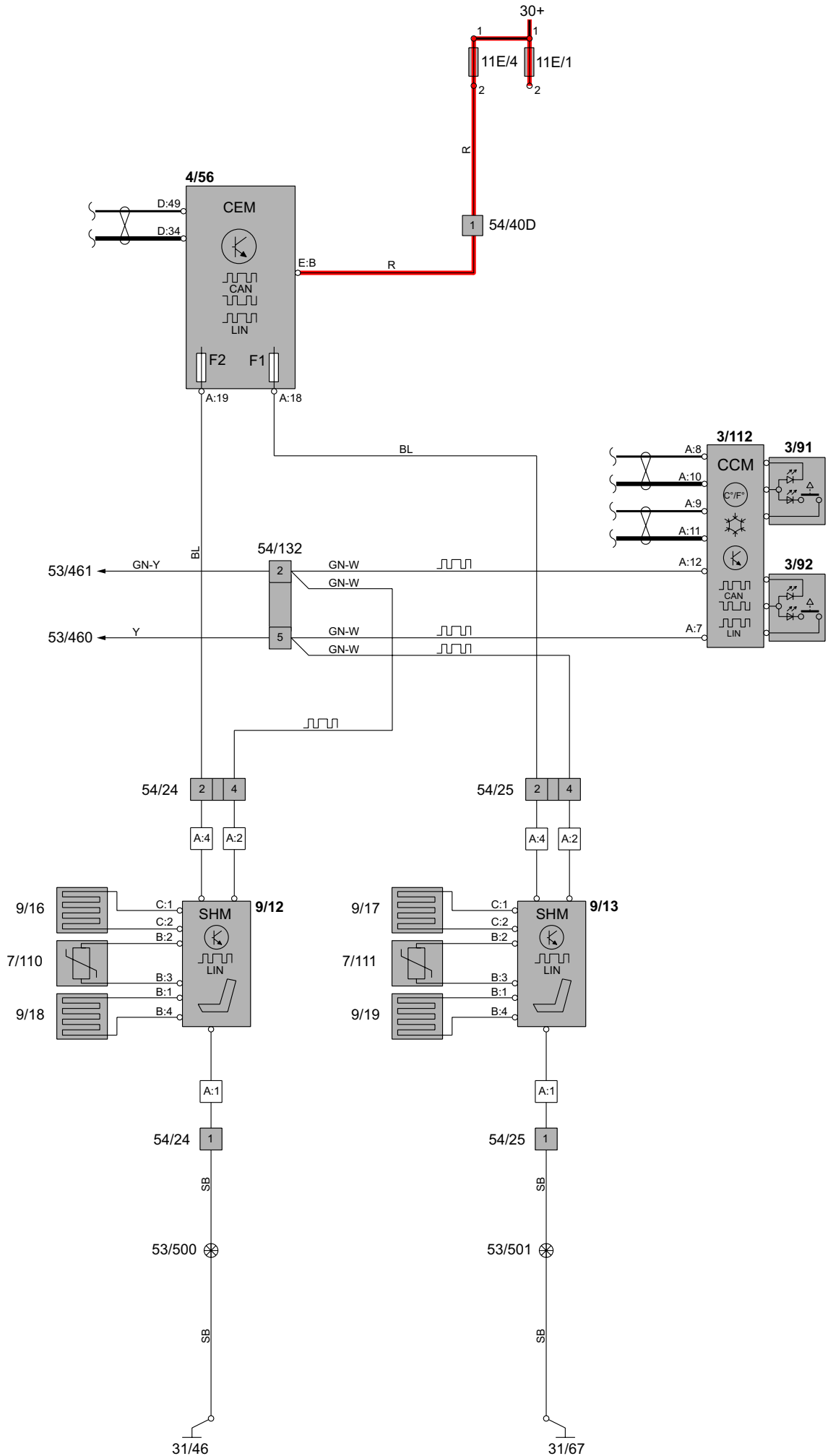
Group 85 Interior equipment

Power passenger seat



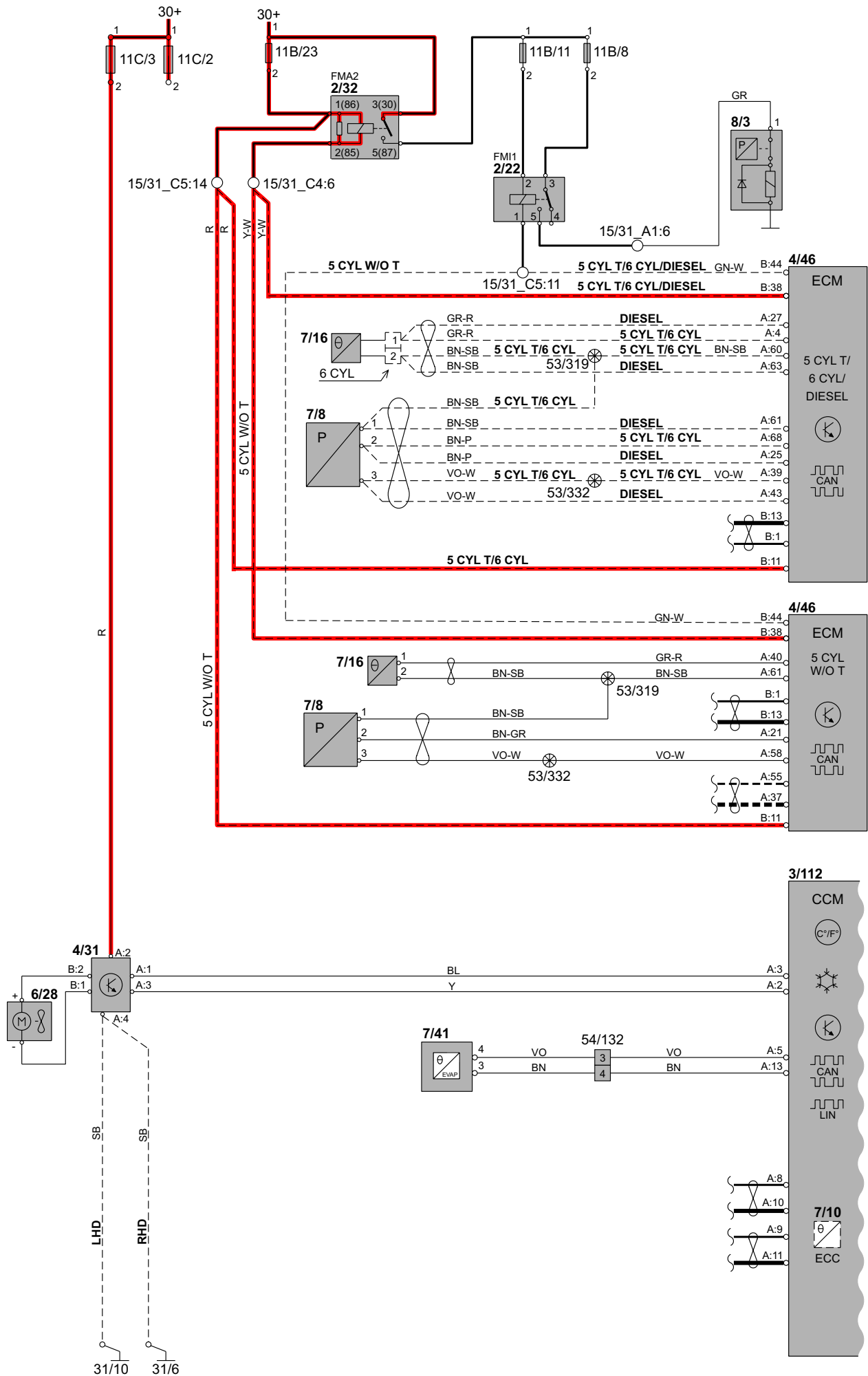
Group 85 Interior equipment

Heated seats



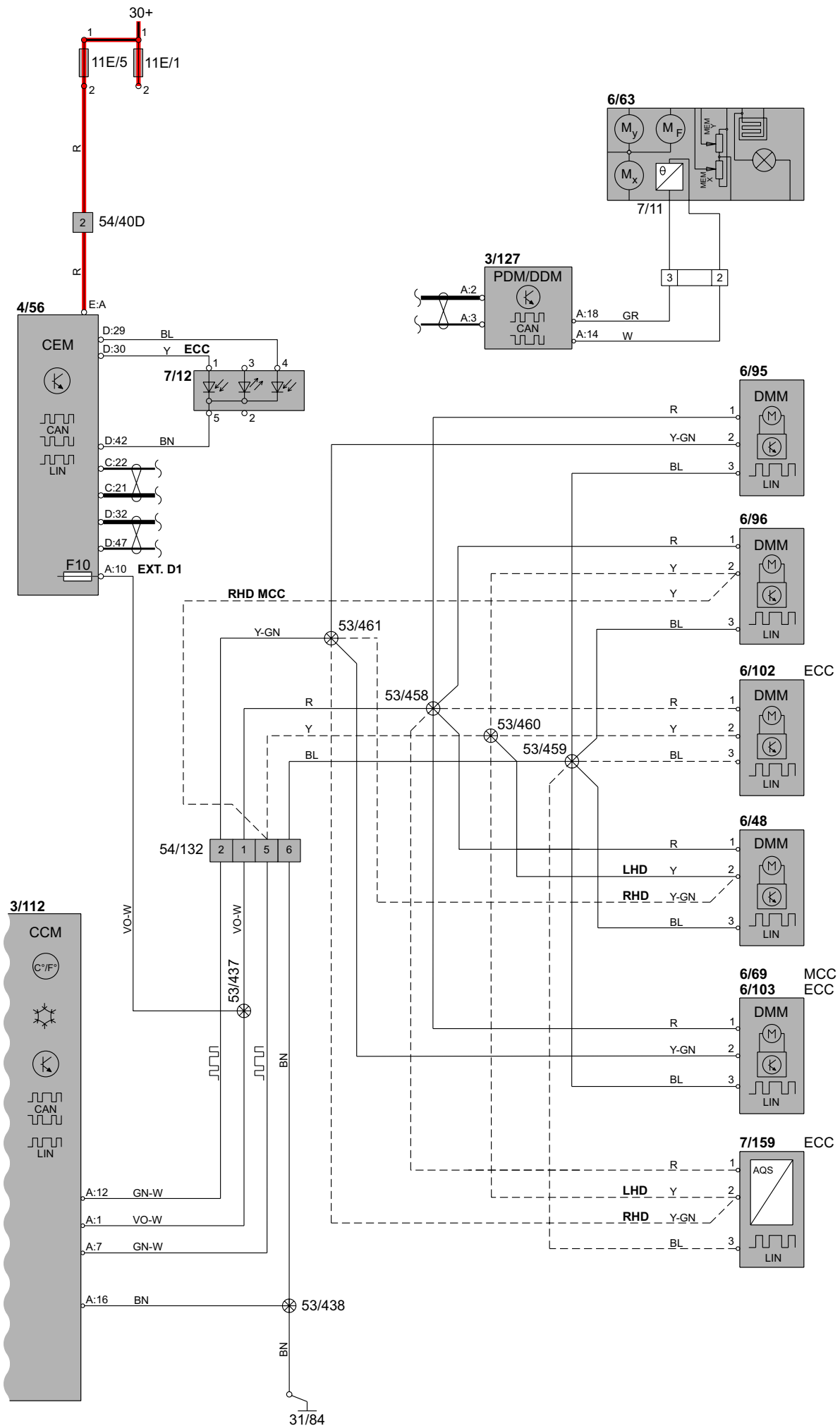
Group 87 Climate controls

Climate control system 1:2



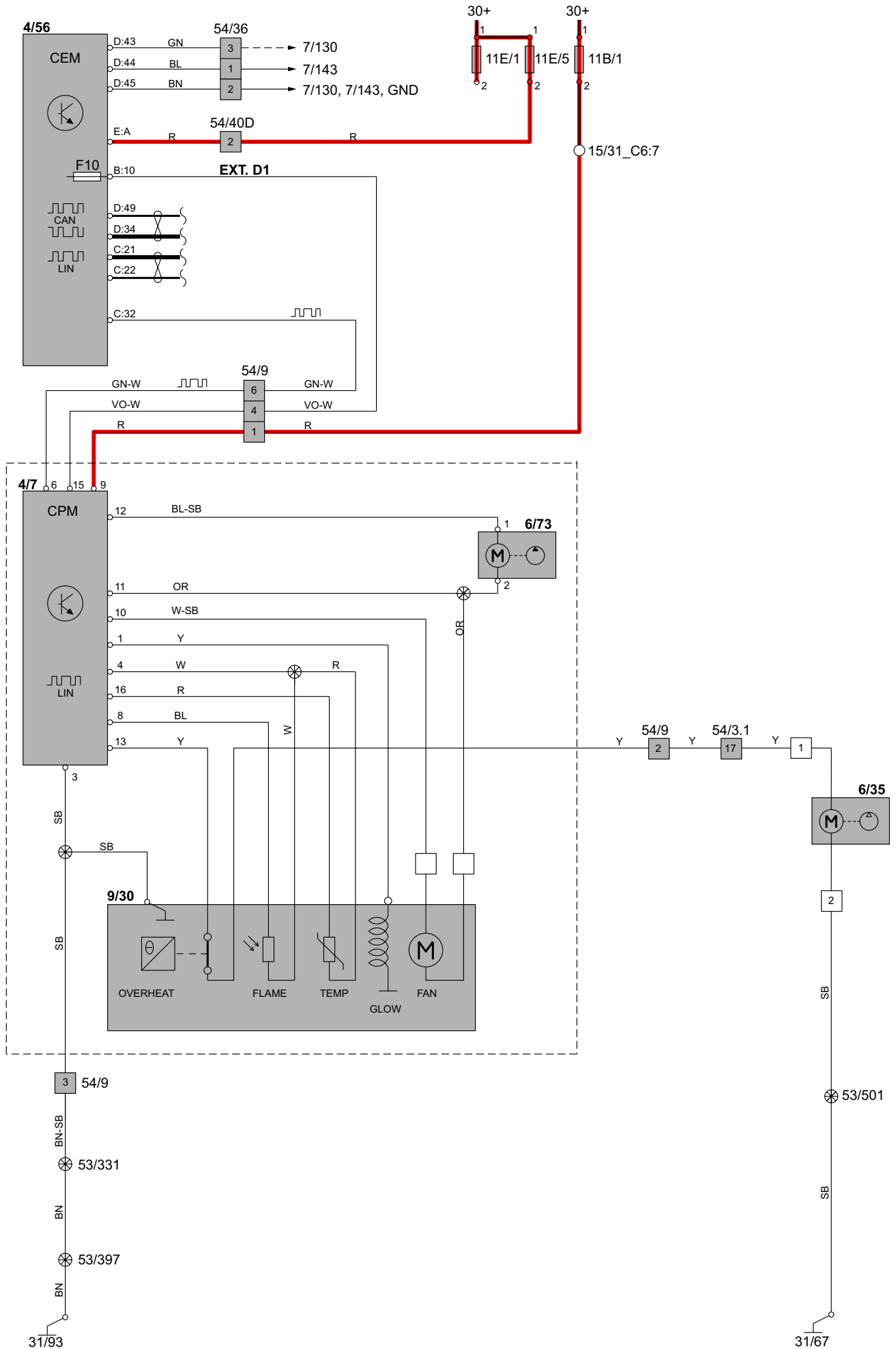
Group 87 Climate controls

Climate controls 2:2



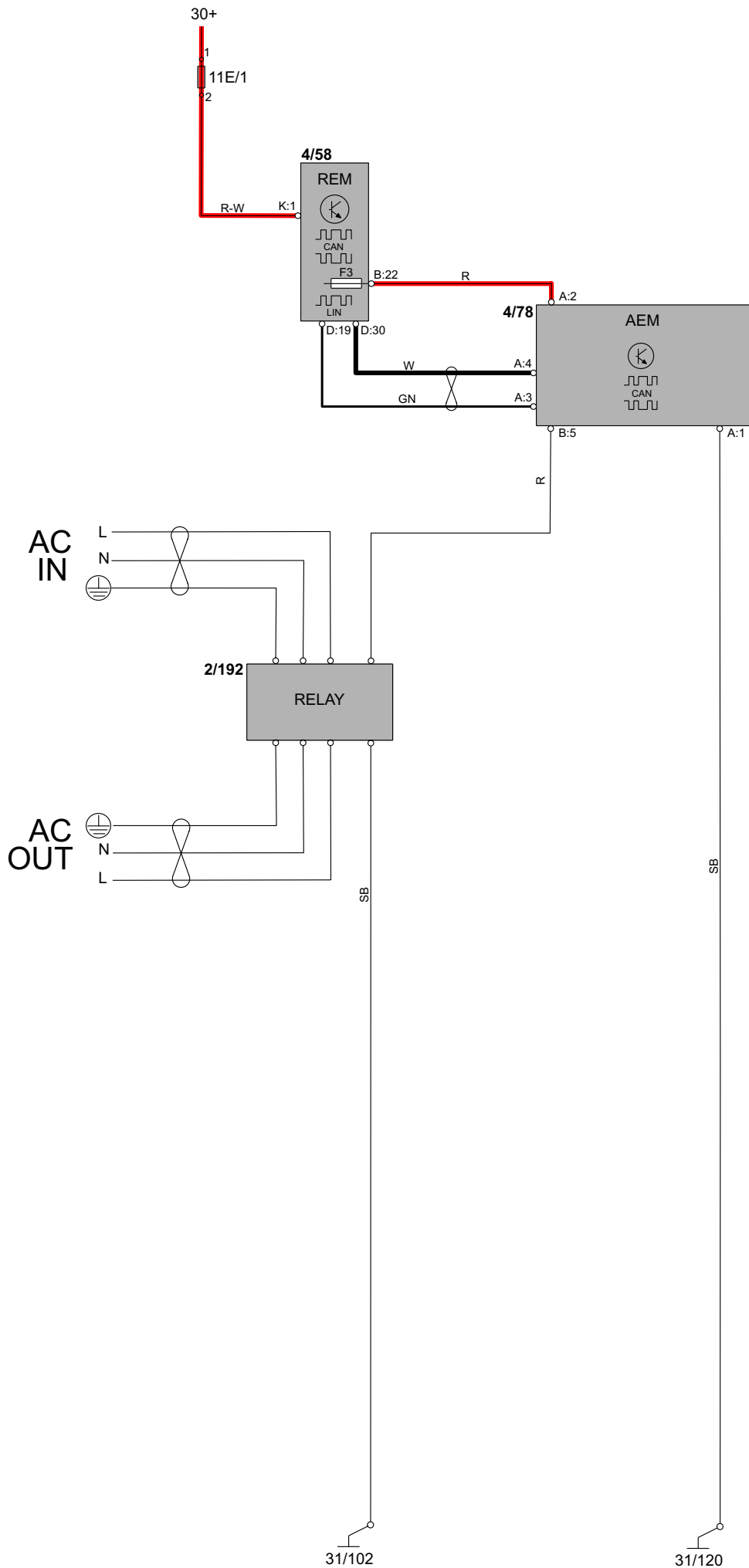
Group 87 Climate controls

Parking heater, auxiliary heater



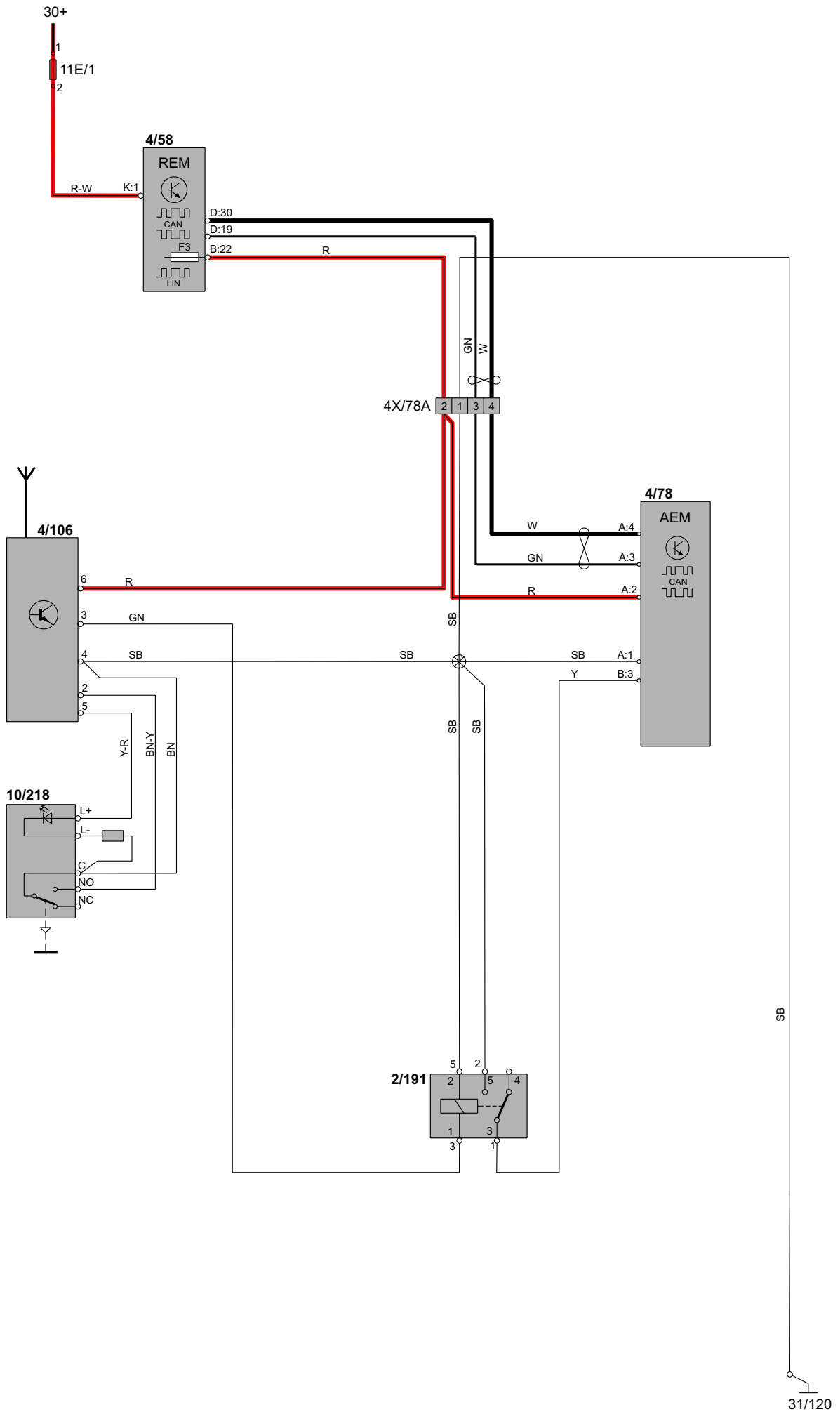
Group 87 Climate controls, Accessories

Relay, electric engine heater



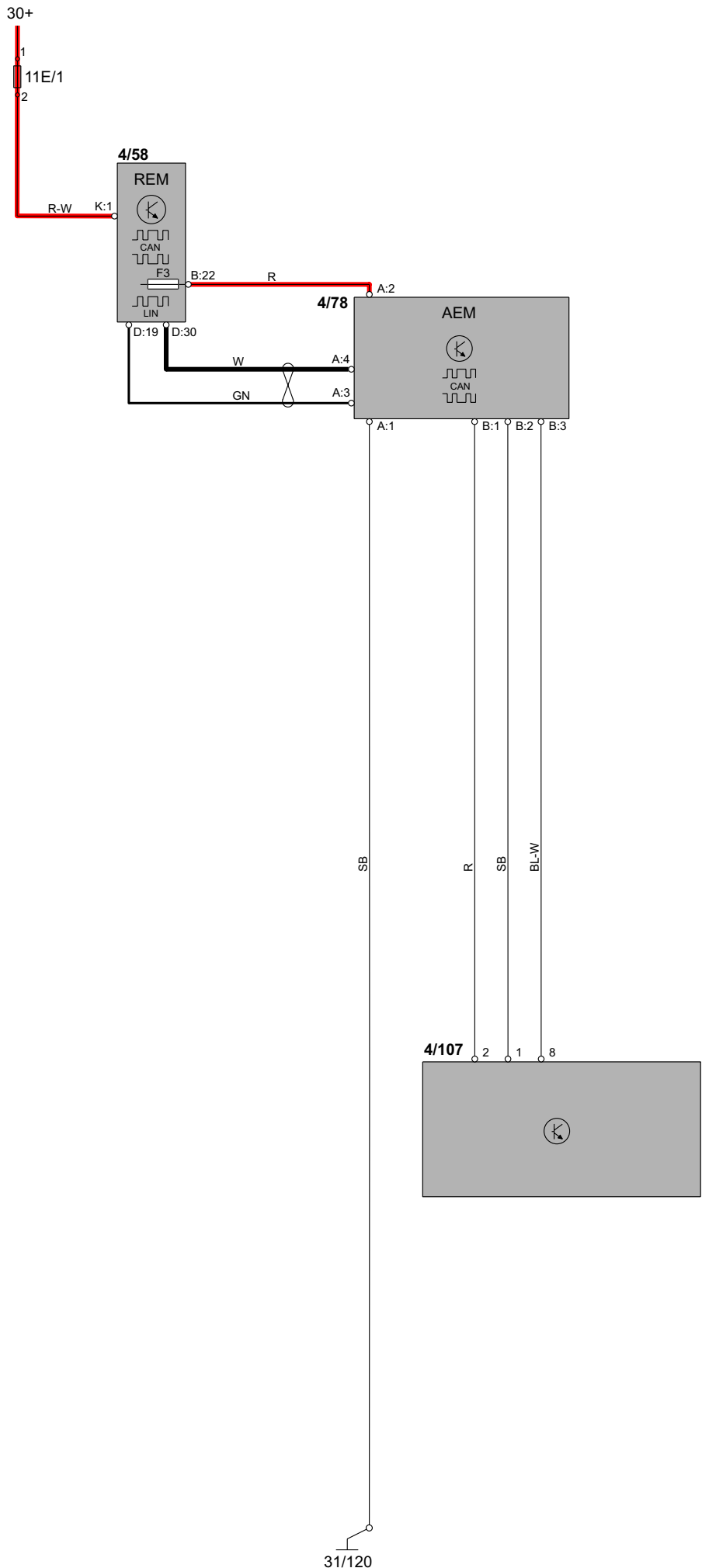
Group 87 Climate controls, Accessories

Parking heater, Call start



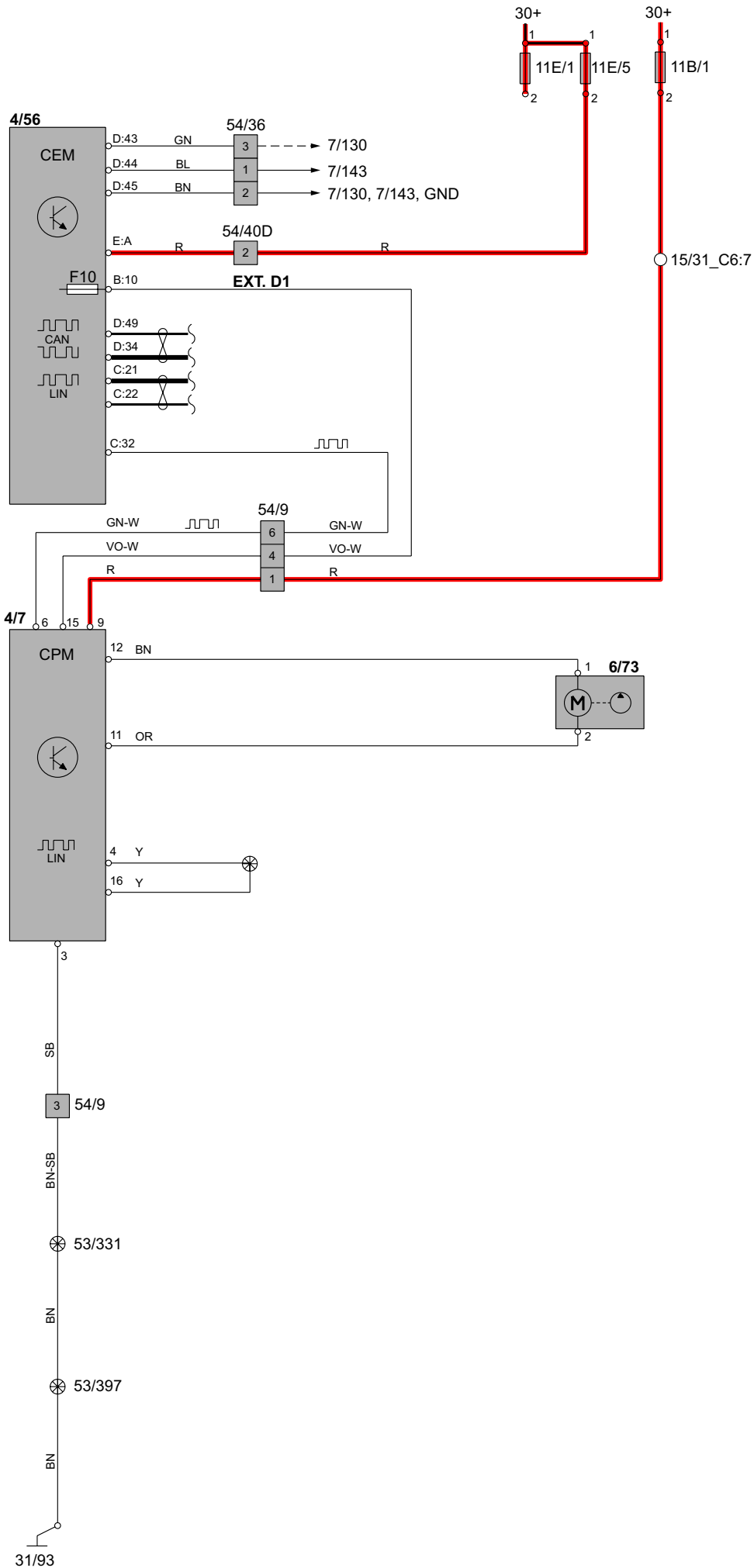
Group 87 Climate controls, Accessories

Parking heater, remote start

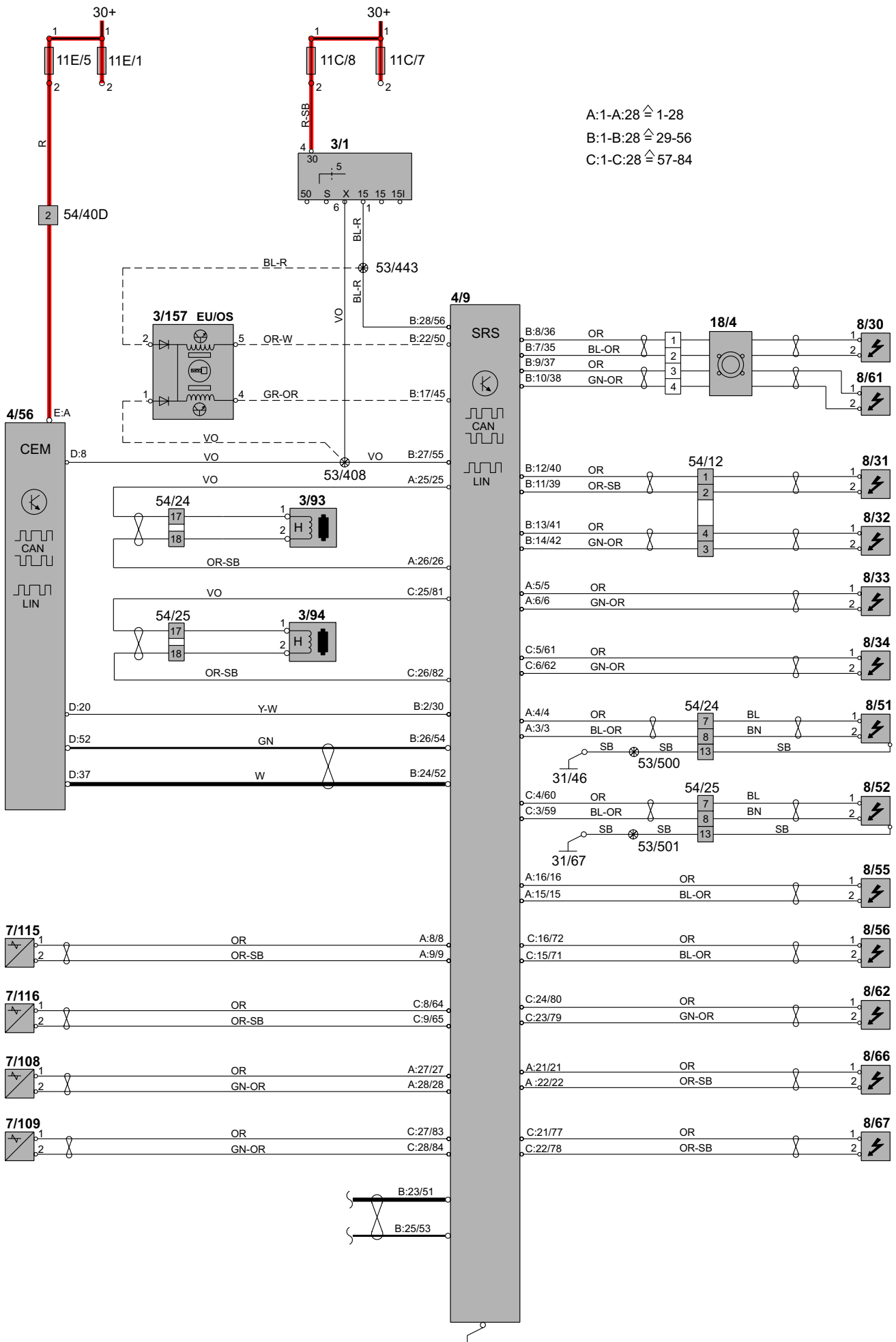


Group 87 Climate controls, Accessories

Short stop heater

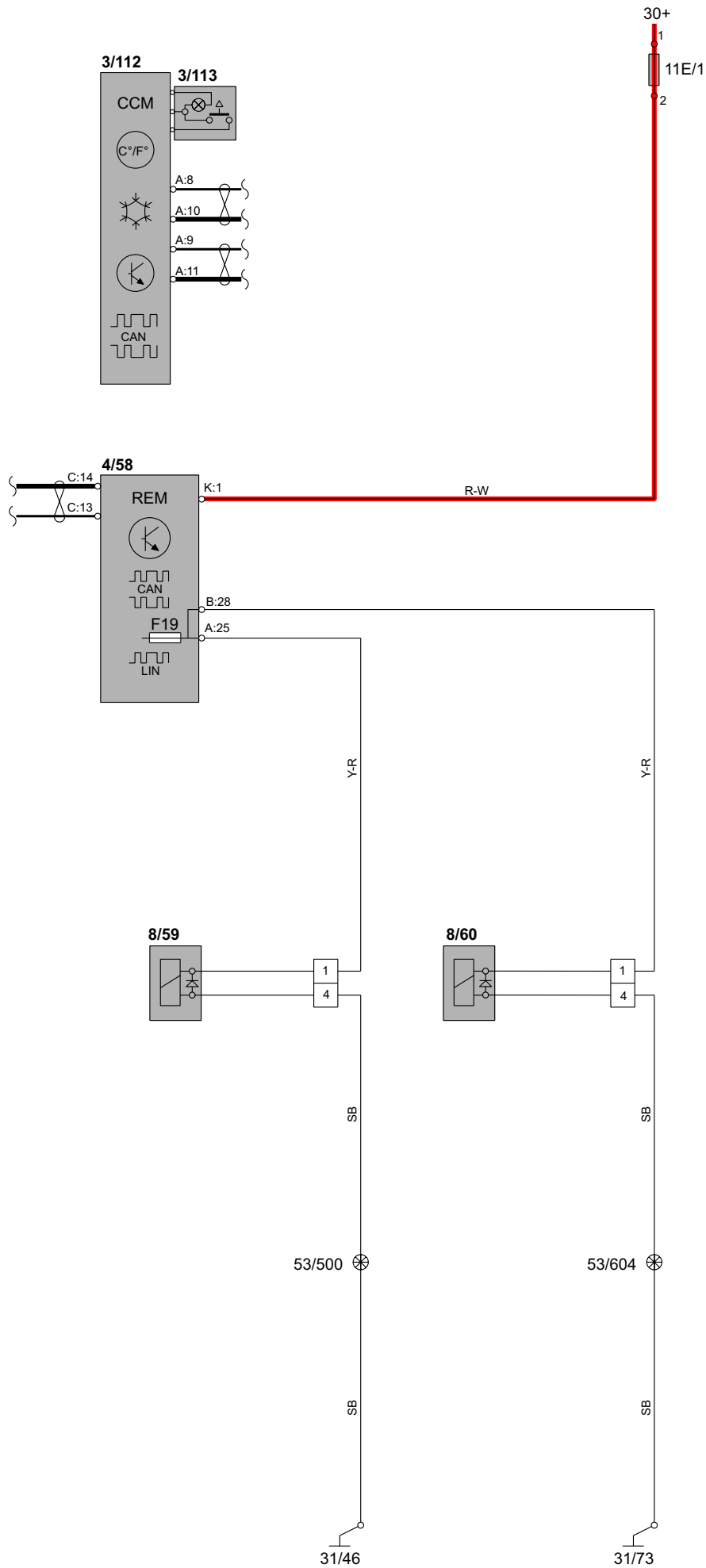


Group 88 Internal equipment Supplemental Restraint System (SRS)



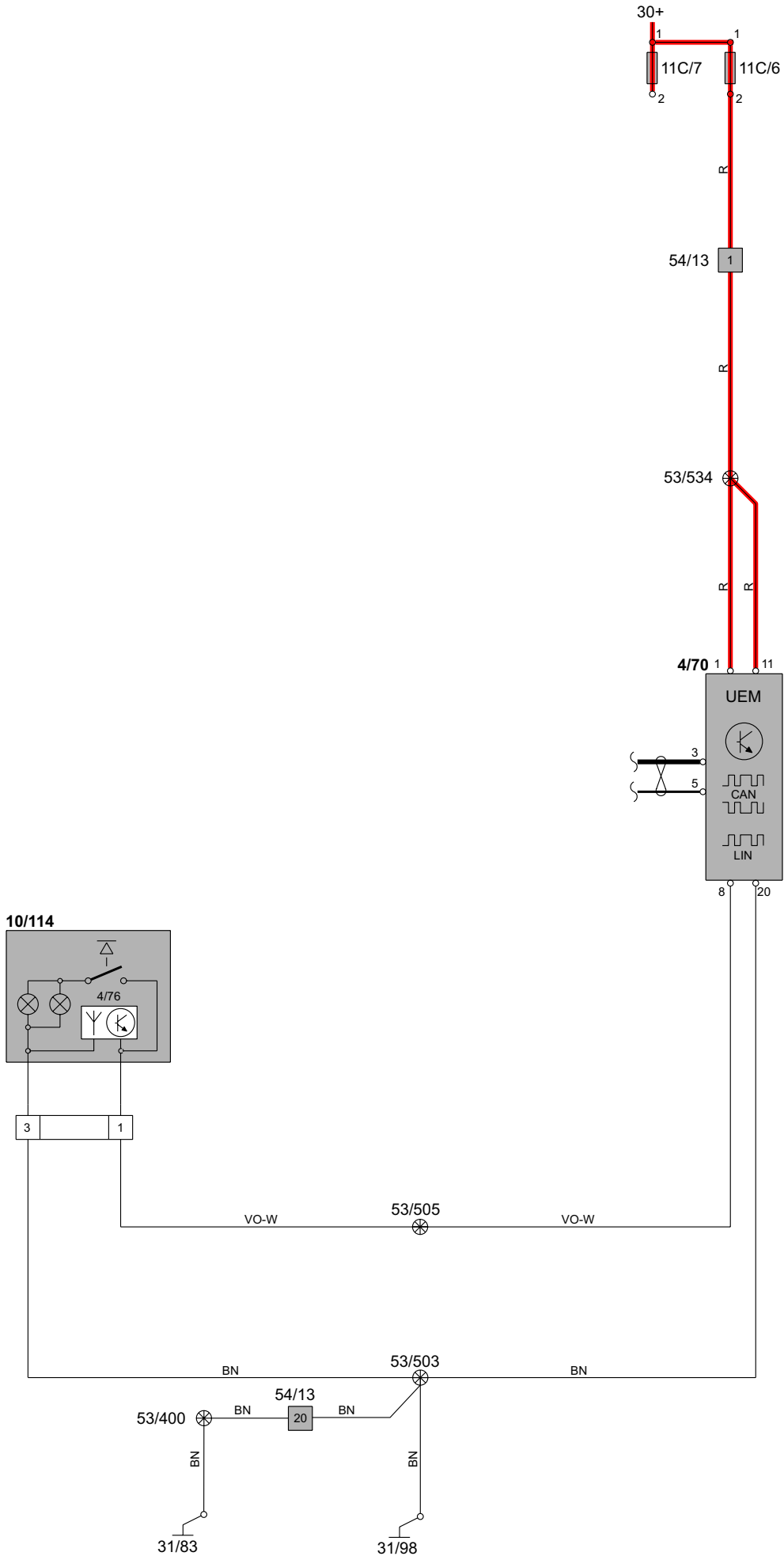
Group 88 Internal equipment

Electrically adjustable head restraint



Group 88 Internal equipment

Remote garage door opener



Connectors

54/1 - 54/3.1:1-24

54/1
1-pin gray

| No. | Engine compartment harness | | Engine harness Diesel | |
|-----|--|---|-----------------------|---|
| 1 | 15/31 C2:2 Engine compartment distribution box Diesel | R | 53/374 Junction point | R |

54/3.1
36-pin gray

| No. | Passenger compartment harness | | Engine compartment harness | |
|-----------|---|------|--|-------|
| 1 | - | - | - | - |
| 2 | - | - | - | - |
| 3 | - | - | - | - |
| 4 | - | - | - | - |
| 5 | 3/156A:2 GSM control module | GN-W | 4/28B:21 TCM control module | GN-SB |
| 6 | 54/10:6 Connector | BN | 53/324 Junction point, Man 4/46B:4 Engine Control Module (ECM), Auto | BN |
| 7 | 54/1 0:5 Connector | W | 4/46B:29 Engine Control Module (ECM), Auto | OR-W |
| 8 | 54/36:6 Connector | Y | 4/46B:47 Engine Control Module (ECM) | Y |
| 9 | 7/56:1 Left-hand rear ABS sensor | BN | 4116:36 Brake control module (BCM) | BN-OR |
| 10 | 7/56:2 Left-hand rear ABS sensor | Y | 4/16:37 Brake control module (BCM) | Y-VO |
| 11 | 4/56D:32 Central Electronic Module (CEM) 54/74:4 Connector | W | 4/16:11 Brake control module (BCM) | W |
| 12 | 4/56D:47 Central Electronic Module (CEM) 54/74:2 Connector | GN | 4/16:15 Brake control module (BCM) | GN |
| 13 | - | - | - | - |
| 14 | 4/58C:4 Rear Electronic Module (REM) | Y | 54/4:3 Connector | Y-GR |
| 15 | 54/13:15 Connector | P | 16/35:2 Siren Control Module (SCM) | P |
| 16 | 5/1:6 Driver Information Module (DIM) | Y-R | 7/4:1 Brake fluid sensor | Y-R |
| 17 | 6/35:1 Fuel pump, auxiliary heater | Y | 54/9:2 Connector | Y |
| 18 | 5/1:2 Driver Information Module (DIM) | GR | 4/46B:46 Engine Control Module (ECM) | GR |
| 19 | 7/57:1 Right-hand rear ABS sensor | BN | 4/16:43 Brake control module (BCM) | BN-W |
| 20 | 7/57:2 Right-hand rear ABS sensor | Y | 4/16:42 Brake control module (BCM) | Y-W |
| 21 | 7/164: 1 Body Sensor Cluster (BSC) | GN | 4/16:25 Brake control module (BCM) | GN |
| 22 | 7/164:2 Body Sensor Cluster (BSC) | W | 4/16:29 Brake control module (BCM) | W |
| 23 | 7/164:3 Body Sensor Cluster (BSC) | GR | 4/16:6 Brake control module (BCM) | P-W |
| 24 | 7/164:5 Body Sensor Cluster (BSC) | GR-W | 4/16:39 Brake control module (BCM) | GR-SB |
| continues | | | | |

Connectors

54/3.1:25-36 - 54/3.2

54/3.1

36-pin white

| No. | Passenger compartment harness | | Engine compartment harness | | | |
|-----|-------------------------------|--|----------------------------|--------------------|---|-------------|
| 25 | - | - | - | - | - | |
| 26 | 31156A:6 8/134:6 | Gear selector module Solenoid, reverse interlock, manual | SB SB | 4/28A:54 53/329 | Transmission Control Module (TCM) Junction point, Man | BL-SB SB |
| 27 | 4/84A:9 | Suspension Module (SUM) | GR-R | 8/21:1 | Shock absorber, Four-C, front right | GN-W |
| 28 | 4/84A:8 | Suspension Module (SUM) | BN-W | 8/21:2 | Shock absorber, Four-C, front right | BN-W |
| 29 | 4/84A:27 | Suspension Module (SUM) | BN | 7/119:2 | Acceleration sensor, shock absorber, Four-C, front right | Y-BN |
| 30 | 53/570 | Junction point | SB | 53/355 | Junction point | SB |
| 31 | 53/569 | Junction point | R | 53/354 | Junction point | R-W |
| 32 | 4/84A:22 | Suspension Module (SUM) | VO | 7/88:1 | Acceleration sensor, Four-C, front right | VO |
| 33 | 4/84A:10 | Suspension Module (SUM) | YO-W | 7/87:1 | Acceleration sensor, Four-C, front | VO-W |
| 34 | 4/84A:12 | Suspension Module (SUM) | Y-W | 7:118:2 | Acceleration sensor, Four-C, front left | Y-W |
| 35 | 4/84A:6 | Suspension Module (SUM) | GN | 8/20: 1 | Shock absorber, Four-C, front left | GN-SB |
| 36 | 4/84A:7 | Suspension Module (SUM) | BL-R | 8/20:2 | Shock absorber, Four-C, front left | BL-Y |

54/3.2

6-pin gray, LHD

| No. | Passenger compartment harness | | Engine compartment harness | | | |
|-----|-------------------------------|-----------|----------------------------|-------------|--|-------|
| 1 | 54/34: 1 | Connector | GN-GR | 15/31 C5:13 | Engine compartment distribu- tion box | GN-GR |
| 2 | 54/34: 2 | Connector | GN-R | 4/46B:34 | Engine Control Module (ECM) | GN-R |
| 3 | 54/34: 3 | Connector | GN | 4/46B:40 | Engine Control Module (ECM) | GN |
| 4 | 54/34: 4 | Connector | BL-SB | 4/46B:7 | Engine Control Module (ECM) | BL-SB |
| 5 | - | - | - | - | - | - |
| 6 | - | - | - | - | - | - |

Connectors

54/4 - 54/9

54/4

8-pin gray

| No. | Engine compartment harness | | | Front harness | | |
|-----|----------------------------|---------------------------------|------|---------------|--------------------|------|
| 1 | 4/56B:15 | Central Electronic Module (CEM) | R-SB | 16/10:1 | Horn 1 | R-SB |
| 2 | 4/56B:15 | Central Electronic Module (CEM) | R-SB | 16/11:1 | Horn 2 | R-SB |
| 3 | 54/3.1:14 | Connector | Y-GR | 3/62: 1 | Hood alarm contact | Y |
| 4 | 53/331 | Junction point | SB | 53/382 | Junction point | SB |
| 5-8 | - | | - | - | | - |

54/7

3-pin gray

| No. | Engine compartment harness | | | Engine harness Bi-Fuel | | |
|-----|----------------------------|-----------------------------|------|------------------------|-----------------------|------|
| 1 | 4/46B:39 | Engine Control Module (ECM) | VO | 8/75:1 | Fuel cut-off valve | VO |
| 2 | 4/46B:50 | Engine Control Module (ECM) | P-SB | 6/105:2 | Fuel distributor, gas | P-SB |
| 3 | 4/46B:32 | Engine Control Module (ECM) | W | 6/105: 1 | Fuel distributor, gas | W |

54/8

2-pin gray

| No. | Engine compartment harness | | | Accessories harness | | |
|-----|----------------------------|-------------------------------------|------|---------------------|--|------|
| 1 | 15/31C6:3 | Engine compartment distribution box | R-SB | 2/64:2 2/64:4 | Auxiliary light relay, accessories, signal ground Auxiliary light relay, accessories, 30-feed | R |
| 2 | 4/56C:9 | Central Electronic Module (CEM) | BN-W | 2/64:1 | Auxiliary light (accessory) relay | BN-W |

54/9

6-pin gray

| No. | Engine compartment harness | | | Heater harness | | |
|-----|----------------------------|-------------------------------------|-------|----------------|---|------|
| 1 | 15/31 C6:7 | Engine compartment distribution box | R | 4/7:9 | Combustion Preheater Module (CPM) | R |
| 2 | 54/3.1:17 | Connector | Y | 9/30 | Auxiliary heater | Y |
| 3 | 53/331 | Junction point | BN-SB | 4/7:3 9/30 | Combustion Preheater Module (CPM) Auxiliary heater | SB |
| 4 | 4/56B:10 | Central Electronic Module (CEM) | YO-W | 4/7:15 | Combustion Preheater Module (CPM) | YO-W |
| 5 | - | | - | - | | - |
| 6 | 4/56C:32 | Central Electronic Module (CEM) | GN-W | 4/7:6 | Combustion Preheater Module (CPM) | GN-W |

Connectors

54/10 - 54/11

54/10
12-pin black

| No. | Passenger compartment harness | | | Front left door harness | | |
|-----|-------------------------------|--|------|-------------------------|--|------|
| 1 | 11C/5:2 | Fuse in passenger compartment fuse box | R | 3/126B:12 | Driver/Passenger Door Module (DDM)/(PDM) | R |
| 2 | - | | - | - | | - |
| 3 | 4/56D:39 | Central Electronic Module (CEM) | W | 3/126A:2 | Driver/Passenger Door Module (DDM)/(PDM) | W |
| 4 | 4/56D:54 | Central Electronic Module (CEM) | GN | 3/126A:3 | Driver/Passenger Door Module (DDM)/(PDM) | GN |
| 5 | 54/3.1:7 | Connector | W | 6/62:2 | Power door mirror, left | W |
| 6 | 54/3.1:6 | Connector | BN | 6/62:3 | Power door mirror, left | BN |
| 7 | - | | - | - | | - |
| 8 | 4/58C:12 | Rear Electronic Module (REM) | P | 3/74:3 | Left-hand front door lock unit | P |
| 9 | 16/1B:1 54/14:1 | Audio Module (AUM) Connector | GR-R | 16/4:1 | Left-hand front door speaker | GR-R |
| 10 | 16/1B:2 54/14:2 | Audio Module (AUM) Connector | GR | 16/4:2 | Left-hand front door speaker | GR |
| 11 | 31/66 | Ground connection | SB | 3/126B:5 | Driver/Passenger Door Module (DDM)/(PDM) | SB |
| 12 | - | | - | - | | - |

54/11
12-pin black

| No. | Passenger compartment harness | | | Front right door harness | | |
|-----|-------------------------------|--|------|--------------------------|--|------|
| 1 | 11C/4:2 | Fuse in passenger compartment fuse box | R | 3/127B:12 | Passenger/Driver Door Module (PDM)/(DDM) | R |
| 2 | - | | - | - | | - |
| 3 | 53/433 | Junction point | W | 3/127A:2 | Passenger/Driver Door Module (PDM)/(DDM) | W |
| 4 | 53/434 | Junction point | GN | 3/127A:3 | Passenger/Driver Door Module (PDM)/(DDM) | GN |
| 5 | - | | - | - | | - |
| 6 | - | | - | - | | - |
| 7 | - | | - | - | | - |
| 8 | 54/43:4 | Connector | P | 3/75:3 | Right-hand front door lock unit | P |
| 9 | 16/1B:5 54/14:5 | Audio Module (AUM) Connector | GR-R | 16/3:1 | Right-hand front door speaker | GR-R |
| 10 | 16/1B:6 54/14:6 | Audio Module (AUM) Connector | GR | 16/3:2 | Right-hand front door speaker | GR |
| 11 | 53/501 | Junction point | SB | 3/127B:5 | Passenger/Driver Door Module (PDM)/(DDM) | SB |
| 12 | - | | - | - | | - |

Connectors

54/12 - 54/13

54/12

4-pin orange

| No. | Passenger compartment harness | | | Airbag harness | | |
|-----|-------------------------------|---|-------|----------------|--|---|
| 1 | 4/9B:12/40 | Control module, Supplemental Restraint System (SRS) | OR | 8/31:1 | Passenger side airbag igniter | - |
| 2 | 4/9B:11/39 | Control module, Supplemental Restraint System (SRS) | OR-SB | 8/31:2 | Passenger side airbag igniter | - |
| 3 | 4/9B:14/42 | Control module, Supplemental Restraint System (SRS) | GN-OR | 8/32:2 | Passenger side airbag igniter, stage 2 | - |
| 4 | 4/9B:13/41 | Control module, Supplemental Restraint System (SRS) | OR | 8/32:1 | Passenger side airbag igniter, stage 2 | - |

54/13

22-pin black

| No. | Passenger compartment harness | | | Roof harness | | |
|-------|-------------------------------|--|-----|--------------------|---|-----|
| 1 | 11C/6:2 | Fuse in passenger compartment fuse box | R | 53/534 | Junction point | R |
| 2-4 | - | | - | - | | - |
| 5 | 4/56D:38 | Central Electronic Module (CEM) | W | 4/70:3 | Upper Electronic Module (UEM) | W |
| 6 | 4/56D:53 | Central Electronic Module (CEM) | GN | 4/70:5 | Upper Electronic Module (UEM) | GN |
| 7-10 | - | | - | - | | - |
| 11 | 4/58A:6 | Rear Electronic Module (REM) | Y-R | 10/19:1 | Auxiliary brake light | Y-R |
| 12-13 | - | | - | - | | - |
| 14 | 4/56D:11 | Central Electronic Module (CEM) | W | 54/16:4 | Connector | W |
| 15 | 54/3.1:15 | Connector | P | 4/33A:4 4/70:21 | Sunroof Control Module (SRM) Upper Electronic Module (UEM) | P |
| 16-19 | - | | - | - | | - |
| 20 | 53/400 | Junction point | BN | 53/503 | Junction point | BN |
| 21 | 11C/7:2 | Fuse in passenger compartment fuse box | R | 4/33A:1 | Sunroof Control Module (SRM) | R |
| 22 | 53/405 | Junction point | SB | 4/33A:10 | Sunroof Control Module (SRM) | SB |

Connectors

54/14 - 54/16

54/14

12-pin gray

| No. | Passenger compartment harness | | | Audio harness | | |
|------|-------------------------------|----------------|------|---------------|-----------|------|
| 1 | 54/10:9 | Connector | GR-R | 16/2B:1 | Amplifier | GR-R |
| 2 | 54/10:10 | Connector | GR | 16/2B:2 | Amplifier | GR |
| 3-4 | - | | - | - | | - |
| 5 | 54/11:9 | Connector | GR-R | 16/2B:5 | Amplifier | GR-R |
| 6 | 54/11:10 | Connector | GR | 16/2B:6 | Amplifier | GR |
| 7 | 53/523 | Junction point | GR-W | 16/2B:7 | Amplifier | GR-W |
| 8 | 53/524 | Junction point | GR | 16/2B:8 | Amplifier | GR |
| 9-10 | | | - | - | | - |
| 11 | 53/525 | Junction point | GR-W | 16/2B:11 | Amplifier | GR-W |
| 12 | 53/526 | Junction point | GR | 16/2B:12 | Amplifier | GR |

54/16

5-pin green

| No. | Roof harness | | | Rain sensor harness | | |
|-----|--------------|-------------------------------|------|---------------------|--------------------------|------|
| 1 | 4/70:13 | Upper Electronic Module (UEM) | GN | 7/149:1 | Rain Sensor Module (RSM) | GN |
| 2 | 53/503 | Junction point | BN | 7/149:2 | Rain Sensor Module (RSM) | BN |
| 3 | 53/505 | Junction point | VO-W | 7/149:3 | Rain Sensor Module (RSM) | VO-W |
| 4 | 54/13:14 | Junction point | W | 7/149:4 | Rain Sensor Module (RSM) | W |

Connectors

54/20

54/20

12-pin black

| No. | Passenger compartment harness | | | Rear left door harness | | |
|-----|-------------------------------|---------------------------------|-------|------------------------|---|-------|
| 1 | 53/523 | Junction point | GR-W | 16/6:1 | Left-hand rear door speaker | GR-W |
| 2 | 53/524 | Junction point | GR | 16/6:2 | Left-hand rear door speaker | GR |
| 3 | 4/58C:3 | Rear Electronic Module (REM) | P | 3/76:2 | Left-hand rear door lock unit | P |
| 4 | 4/58C:5 | Rear Electronic Module (REM) | BL | 3/76:5 | Left-hand rear door lock unit | BL |
| 5 | 4/58A:19 | Rear Electronic Module (REM) | Y | 3/85:1 | Rear left door power window switch | Y |
| 6 | 4/58A:2 | Rear Electronic Module (REM) | BL | 3/85:3 | Rear left door power window switch | BL |
| 7 | 4/56D:3 | Central Electronic Module (CEM) | W | 10/122:2 | Left rear courtesy lighting, S80 | W |
| 8 | 4/58A:1 | Rear Electronic Module (REM) | GN-BN | 3/85:5 | Rear left door power window switch | GN-BN |
| 9 | 4/58A:27 | Rear Electronic Module (REM) | VO | 3/76:8 | Left-hand rear door lock unit | VO |
| 10 | 4/58A:24 | Rear Electronic Module (REM) | GR | 3/76:6 | Left-hand rear door lock unit | GR |
| 11 | 4/58A:23 | Rear Electronic Module (REM) | Y | 3/76:4 | Left-hand rear door lock unit | Y |
| 12 | 53/500 | Junction point | SB | 3/76:1 3/85:2 | Left-hand rear door lock unit Rear left door power window switch | SB |

Connectors

54/21

54/21

12-pin black

| No. | Passenger compartment harness | | | Rear right door harness | | |
|-----|-------------------------------|---------------------------------|-------|-------------------------|-------------------------------------|-------|
| 1 | 53/525 | Junction point | GR-W | 16/5:1 | Right-hand rear door speaker | GR-W |
| 2 | 53/526 | Junction point | GR | 16/5:2.1 | Right-hand rear door speaker | GR |
| 3 | 54/43:5 | Connector | P | 3/77:2 | Right-hand rear door lock unit | P |
| 4 | 54/43:11 | Connector | BL | 3/77:5 | Right-hand rear door lock unit | BL |
| 5 | 54/43:7 | Connector | Y | 3/86:1 | Rear right door power window switch | Y |
| 6 | 54/43:1 | Connector | BL | 3/86:3 | Rear right door power window switch | BL |
| 7 | 4/56D:4 | Central Electronic Module (CEM) | W | 10/123:2 | Right rear courtesy lighting, S80 | W |
| 8 | 54/43:8 | Connector | GN-BN | 3/86:5 | Rear right door power window switch | GN-BN |
| 9 | 54/43:6 | Connector | VO | 3/77:8 | Right-hand rear door lock unit | VO |
| 10 | 54/43:3 | Connector | GR | 3/77:6 | Right-hand rear door lock unit | GR |
| 11 | 54/43:2 | Connector | Y | 3/77:4 | Right-hand rear door lock unit | Y |
| 12 | 53/500 | Junction point | SB | 3/86:2 | Rear right door power window switch | SB |
| | | | | 53/532 | Junction point | SB |

Connectors

54/22

54/22

12-pin black

| No. | Engine compartment harness | | Harness, front left lamp housing | | | |
|-----|----------------------------|---------------------------------|----------------------------------|--|---|---|
| 1 | 53/398 | Junction point | VO | 6/38:3 10/1A:3 10/1A:7 | Left-hand headlight level adjustment motor Front left lamp housing, Bi-Xenon S80 Front left lamp housing S60 | - |
| 2 | 4/56C:19 | Central Electronic Module (CEM) | W | 10/71: 1 10/11:1 10/1A:2 10/1A:3 | Side marker light, front left Front left position/parking light S80 Front left lamp housing S80 Front left lamp housing S60 | - |
| 3 | 4/56B:7 | Central Electronic Module (CEM) | BL-W | 10/1A:2 10/1A:2 10/1A:3 | Front left lamp housing S60 Front left lamp housing, Bi-Xenon S80 Front left lamp housing S80 | |
| 4 | 4/56B:8 | Central Electronic Module (CEM) | BL-GN | 10/1A:6 | Left-hand front lamp housing | |
| 5 | 4/56C:1 | Central Electronic Module (CEM) | GR-W | 10/1A:5 | Left-hand front lamp housing | |
| 6 | 4/56C:12 | Central Electronic Module (CEM) | GN-R | 6/38:2 | Left-hand headlight level adjustment motor | - |
| 7 | 4/56B:27 | Central Electronic Module (CEM) | BL | 10/1A:1 10/1A:1 10/1A:4 | Front left lamp housing S60 Front left lamp housing, Bi-Xenon S80 Front left lamp housing S80 | - |
| 8 | - | | - | - | | - |
| 9 | 4/56B:3 | Central Electronic Module (CEM) | GN | 10/11:2 10/13:1 | Front left position/parking light S80 Front left direction indicator | - |
| 10 | 53/301 | Junction point | SB | 10/1A:1 10/1A:4 10/1A:4 10/71:2 6/38: 1 10/13:2 10/11:3 10/11:2 | Front left lamp housing S80 Front left lamp housing S60 Front left lamp housing, Bi-Xenon S80 Side marker light, front left Left-hand headlight level adjustment motor Front left direction indicator Front left position/parking light S80 Front left position/parking light, Bi-Xenon, S80 | - |
| 11 | - | | - | - | | - |
| 12 | - | | - | - | | - |

Connectors

54/23

54/23

12-pin black

| No. | Engine compartment harness | | Harness, front right lamp housing | | | |
|-----|----------------------------|---------------------------------|-----------------------------------|--|--|---|
| 1 | 53/398 | Junction point | VO | 6/39:3 10/2A:3 10/2A:7 | Right-hand headlight adjustment motor Front right lamp housing, Bi-Xenon, S80 Front right lamp housing S60 | |
| 2 | 4/56C:20 | Central Electronic Module (CEM) | GR | 10/73:1 10/12:1 10/2A:3 10/2A:2 | Side marker light, front right Front right position/parking light S80 Front right lamp housing S60 Front right lamp housing S80 | - |
| 3 | 4/56B:4 | Central Electronic Module (CEM) | BL-Y | 10/2A:2 10/2A:2 10/2A:3 | Front right lamp housing S60 Front right lamp housing, Bi-Xenon, S80 Front right lamp housing S80 | - |
| 4 | 4/56B:9 | Central Electronic Module (CEM) | BL-P | 10/2A:6 | Right front lamp housing, Bi-Xenon | - |
| 5 | 4/56C:2 | Central Electronic Module (CEM) | GN | 10/2A:5 | Right front lamp housing, Bi-Xenon | - |
| 6 | 4/56C:11 | Central Electronic Module (CEM) | GN-BN | 6/39:2 | Right-hand headlight adjustment motor | - |
| 7 | 4/56B:28 | Central Electronic Module (CEM) | W | 10/2A: 1 10/2A: 1 10/2A:4 | Front right lamp housing S60 Right front lamp housing, Bi-Xenon Front right lamp housing S80 | - |
| 8 | - | | - | - | | - |
| 9 | 4/56B:32 | Central Electronic Module (CEM) | GN-W | 10/12:2 10/14:1 | Front right position/parking light S80 Front right direction indicator | - |
| 10 | 53/303 | Junction point | SB | 10/12:3 10/14:2 10/12:2 10/73:2 6/39: 1 10/2A:1 10/2A:4 10/2A:4 | Front right position/parking light S80 Front right direction indicator Front right position/parking light, Bi-Xenon, S80 Side marker light, front right Right-hand headlight adjustment motor Front right lamp housing S80 Front right lamp housing S60 Front right lamp housing, Bi-Xenon, S80 | - |
| 11 | - | | - | - | | - |
| 12 | - | | - | - | | - |

Connectors

54/24

54/24

20-pin black

| No. | Passenger compartment harness | | | Harness, front left seat | | |
|-------|-------------------------------|---|-------|------------------------------|---|------|
| 1 | 53/500 | Junction point | SB | 9/12A:1 | Seat Heater Module (SHM), driver's side | - |
| 2 | 4/56A:19 | Central Electronic Module (CEM) | BL | 9/12A:4 | Seat Heater Module (SHM), driver's side | - |
| 3 | - | | - | - | | - |
| 4 | 54/132:2 | Connector | GN-W | 9/12A:2 | Seat Heater Module (SHM), driver's side | - |
| 5-6 | - | | - | - | | - |
| 7 | 4/9A:4/4 | Control module, Supplemental Restraint System (SRS) | OR | 8/51: 1 | Front left side airbag igniter | BL |
| 8 | 4/9A:3/3 | Control module, Supplemental Restraint System (SRS) | BL-OR | 8/51:2 | Front left side airbag igniter | BN |
| 9 | 16/60:5 | Phone Module (PHM) | GR-R | 16/78:1 | Speaker, mobile telephone | GR |
| 10 | 16/60:4 | Phone Module (PHM) | GR | 16/78:2 | Speaker, mobile telephone | W |
| 11 | 4/56D:51 | Central Electronic Module (CEM) | GN | 4/52D:3 | Power Seat Module (PSM) | GN |
| 12 | 4/56D:36 | Central Electronic Module (CEM) | W | 4/52D:2 | Power Seat Module (PSM) | W |
| 13 | 53/500 | Junction point, RHD | SB | 8/51 | Front left side airbag igniter | SB |
| 14 | 4/56A:22 | Fuse in CEM, passenger compartment | VO | 3/27:3 | Switch unit, power passenger seat | GN-R |
| | 53/437 | Junction point, LHD | VO-W | 4/52D:1 | Power Seat Module (PSM) | |
| 15 | 11C/2:2 11C/1:2 | Fuse in fuse box RHD Fuse in fuse box LHD | R | 3/27:1 4/52C: 1 | Switch unit, power passenger seat Power Seat Module (PSM) | BL-R |
| 16 | 53/500 53/501 | Junction point, RHD Junction point, LHD | SB | 3/27:2 4/52C:2 4/52D:4 | Switch unit, power passenger seat Power Seat Module (PSM) Power Seat Module (PSM) | SB |
| 17 | 4/9A:25/25 | Control module, Supplemental Restraint System (SRS) | VO | 3/93: 1 | Switch, left-hand seat belt buckle | - |
| 18 | 4/9A:26/26 | Control module, Supplemental Restraint System (SRS) | OR-SB | 3/93:2 | Switch, right-hand seat belt buckle | - |
| 19-20 | - | | - | - | | - |

Connectors

54/25

54/25

20-pin black

| No. | Passenger compartment harness | | | Front right seat harness | | |
|-------|-------------------------------|---|-------|--------------------------|--|------|
| 1 | 53/501 | Junction point | SB | 9/13A:1 | Seat Heater Module (SHM), passenger side | - |
| 2 | 4/56A:18 | Central Electronic Module (CEM) | BL | 9/13A:4 | Seat Heater Module (SHM), passenger side | - |
| 3 | - | | - | - | | - |
| 4 | 54/132:5 | Connector | GN-W | 9/13A:2 | Seat Heater Module (SHM), passenger side | - |
| 5-6 | - | | - | - | | - |
| 7 | 4/9C:4/60 | Control module, Supplemental Restraint System (SRS) | OR | 8/52: 1 | Side airbag igniter, front | BL |
| 8 | 4/9C:3/59 | Control module, Supplemental Restraint System (SRS) | BL-OR | 8/52:2 | Front right side airbag igniter | BN |
| 9 | 16/60:5 | Phone Module (PHM) | GR-R | 16/78: 1 | Speaker, mobile telephone | GR |
| 10 | 16/60:4 | Phone Module (PHM) | GR | 16/78:2 | Speaker, mobile telephone | GR |
| 11 | 4/56D:51 | Central Electronic Module (CEM) | GN | 4/52D:3 | Power Seat Module (PSM) | GN |
| 12 | 4/56D:36 | Central Electronic Module (CEM) | W | 4/52D:2 | Power Seat Module (PSM) | W |
| 13 | 53/501 | Junction point, LHD | SB | 8/52 | Front right side airbag igniter | SB |
| 14 | 4/56A:22 | Central Electronic Module (CEM), LHD | VO | 3/27:3 | Switch unit, power passenger seat | GN-R |
| | 53/437 | Junction point, RHD | VO-W | 4/52D:1 | Power Seat Module (PSM) | |
| 15 | 11C/2:2 | Fuse in fuse box LHD | R | 3/27:1 | Switch unit, power passenger seat | BL-R |
| | 11C/1:2 | Fuse in fuse box RHD | | 4/52C:1 | Power Seat Module (PSM) | |
| 16 | 53/500 | Junction point, LHD | SB | 3/27:2 | Switch unit, power passenger seat | SB |
| | 53/501 | Junction point, RHD | SB | 4/52C:2 | Power Seat Module (PSM) | SB |
| | | | | 4/52D:4 | Power Seat Module (PSM) | SB |
| 17 | 4/9C:25/81 | Control module, Supplemental Restraint System (SRS) | VO | 3/94: 1 | Switch, right-hand seat belt buckle | - |
| 18 | 4/9C:26/82 | Control module, Supplemental Restraint System (SRS) | OR-SB | 3/94:2 | Switch, right-hand seat belt buckle | - |
| 19-20 | - | | - | - | | - |

Connectors

54/32 - 54/36

54/32

3-pin light gray

| No. | Cargo compartment harness | | | Rear left angle sensor harness | | |
|-----|---------------------------|------------------------------|------|--------------------------------|------------------------|------|
| 1 | 4/58C:11 | Rear Electronic Module (REM) | GN-R | 7/120:5 | Rear left angle sensor | BL-R |
| 2 | 4/58C:6 | Rear Electronic Module (REM) | GR | 7/120:4 | Rear left angle sensor | GR-W |
| 3 | 4/58C:9 | Rear Electronic Module (REM) | BN-W | 7/120:1 | Rear left angle sensor | BN |

54/34

4-pin light gray

| No. | Passenger compartment harness | | | Fuel leakage pump harness | | |
|-----|-------------------------------|-----------|-------|---------------------------|----------------------------|-------|
| 1 | 54/3.2:1 | Connector | GN-GR | 6/67:4 | Pump, fuel leakage control | GN-GR |
| 2 | 54/3.2:2 | Connector | GN-R | 6/67:2 | Pump, fuel leakage control | GN-R |
| 3 | 54/3.2:3 | Connector | GN | 6/67:3 | Pump, fuel leakage control | GN |
| 4 | 54/3.2:4 | Connector | BL-SB | 6/67:1 | Pump, fuel leakage control | BL-SB |

54/35

4-pin gray

| No. | Cargo compartment harness | | | Heated fuel filter harness | | |
|-----|---------------------------|------------------------------|----|----------------------------|---|----|
| 1 | - | - | - | - | - | - |
| 2 | - | - | - | - | - | - |
| 3 | 4/58B:15 | Rear Electronic Module (REM) | BL | 8/85:1 | Thermostatic switch and fuel filter heating | BL |
| 4 | 53/604 | Junction point | SB | 8/85:2 | Thermostatic switch and fuel filter heating | SB |

54/36

6-pin gray

| No. | Passenger compartment harness | | | Fuel tank harness | | |
|-----|-------------------------------|---------------------------------|----|-------------------|--------------------------|----|
| 1 | 4/56D:44 | Central Electronic Module (CEM) | BL | 6/33:4 | Fuel pump | - |
| | | | | 6/33:A | Fuel pump | BL |
| | | | | 6/33:1 | Fuel pump | - |
| 2 | 4/56D:45 | Central Electronic Module (CEM) | BN | 6/33:3 | Fuel pump | - |
| | | | | 6/33:B | Fuel pump | BN |
| | | | | 6/33:2 | Fuel pump | - |
| 3 | 4/56D:43 | Central Electronic Module (CEM) | GN | 6/33:2 | Fuel pump | - |
| | | | | 6/33:3 | Fuel pump | - |
| 4 | 31/48 | Ground connection | SB | 53/579 | Junction point | SB |
| | | | | 4/83:3 | Fuel pump control module | |
| | | | | 6/33:4 | Fuel pump | |
| 5 | 4/56A:16 | Central Electronic Module (CEM) | BL | 53/578 | Junction point | BL |
| | | | | 4/83:2 | Fuel pump control module | |
| | | | | 6/33:5 | Fuel pump | - |
| 6 | 54/3.1:8 | Connector | Y | 4/83:1 | Fuel pump control module | Y |

Connectors

54/40C - 54/43

54/40C
2-pin black

| No. | Cargo compartment harness | | | Passenger compartment harness | | |
|-----|---------------------------|--------------------------------------|---|-------------------------------|----------------|---|
| 1 | 11E/6 | Fuse in cargo compartment at battery | R | 53/415 | Junction point | R |
| 2 | 11E/7 | Fuse in cargo compartment at battery | R | 53/403 | Junction point | R |

54/40D
2-pin black

| No. | Cargo compartment harness | | | Passenger compartment harness | | |
|-----|---------------------------|--------------------------------------|---|-------------------------------|---------------------------------|---|
| 1 | 11E/4 | Fuse in cargo compartment at battery | R | 4/56E:B | Central Electronic Module (CEM) | R |
| 2 | 11E/5 | Fuse in cargo compartment at battery | R | 4/56E:A | Central Electronic Module (CEM) | R |

54/43
14-pin gray

| No. | Passenger compartment harness | | | Cargo compartment harness | | |
|--------|-------------------------------|-----------|-------|---------------------------|------------------------------|-------|
| 1 | 54/21:6 | Connector | BL | 4/58B:2 | Rear Electronic Module (REM) | BL |
| 2 | 54/21:11 | Connector | Y | 6/37:2 | Lock motor, fuel filler flap | Y |
| 3 | 54/21:10 | Connector | GR | 4/58B:12 | Rear Electronic Module (REM) | GR |
| 4 | 54/11:8 | Connector | P | 4/58D:29 | Rear Electronic Module (REM) | P |
| 5 | 54/21:3 | Connector | P | 4/58D:33 | Rear Electronic Module (REM) | P |
| 6 | 54/21:9 | Connector | VO | 4/58B:24 | Rear Electronic Module (REM) | VO |
| 7 | 54/21:5 | Connector | Y | 4/58B:30 | Rear Electronic Module (REM) | Y |
| 8 | 54/21:8 | Connector | GN-BN | 4/58B:1 | Rear Electronic Module (REM) | GN-BN |
| 9-10 | - | | - | - | | - |
| 11 | 54/21:4 | Connector | BL | 4/58D:28 | Rear Electronic Module (REM) | BL |
| 12--14 | - | | - | - | | - |

Connectors

54/53 - 54/56

54/53

4-pin gray

| No. | Engine harness 5-cyl T and 6-cyl | | | Knock sensor harness | | |
|-----|----------------------------------|-----------------------------|-------|----------------------|--------------------|---|
| 1 | 4/46A:46 | Engine Control Module (ECM) | BN-SB | 7/24:1 | Front knock sensor | - |
| 2 | 4/46A:64 | Engine Control Module (ECM) | SB | 7/24:2 | Front knock sensor | - |
| 3 | 4/46A:45 | Engine Control Module (ECM) | BN | 7/23:1 | Rear knock sensor | - |
| 4 | 4/46A:67 | Engine Control Module (ECM) | Y-SB | 7/23:2 | Rear knock sensor | - |

54/54

8-pin gray

| No. | Cargo compartment harness | | | Fuel tank harness CNG/LPG | | |
|-----|---------------------------|------------------------------|------|---------------------------|--|------|
| 1 | 4/58D:14 | Rear Electronic Module (REM) | GR-R | 7/156:1 | Pressure and temperature sensor | GR-R |
| 2 | 4/58D:15 | Rear Electronic Module (REM) | VO | 7/156:2 | Pressure and temperature sensor | VO |
| 3 | 4/58D:27 | Rear Electronic Module (REM) | Y | 7/156:3 | Pressure and temperature sensor | Y |
| 4 | 4/58D:8 | Rear Electronic Module (REM) | Y-GR | 7/156:4 | Pressure and temperature sensor | Y-GR |
| 5 | 4/58D:36 | Rear Electronic Module (REM) | GN-Y | 7/153:1 | Sensor, fuel level LPG | GN-Y |
| 6 | 4/58D:3 | Rear Electronic Module (REM) | BN | 7/153:2 | Sensor, fuel level LPG | BN |
| 7 | 54/106:1 | Connector | Y-R | 8/88:1 8/76:2 | Solenoid, gas tank CNG rear Gas tank valve, LPG | Y-R |
| 8 | 53/604 | Junction point | SB | 8/88:2 8/76:1 | Solenoid, gas tank CNG rear Gas tank valve, LPG | SB |

54/55

3-pin black, RHD

| No. | Engine compartment harness | | | Brake pressure sensor harness | | |
|-----|----------------------------|----------------------------|-------|-------------------------------|-------------------------|----|
| 1 | 4/16:19 | Brake control module (BCM) | GN-BN | 7/129:1 | Brake pressure sensor 2 | BN |
| 2 | 4/16:20 | Brake control module (BCM) | GN-W | 7/129:2 | Brake pressure sensor 2 | W |
| 3 | 4/16:18 | Brake control module (BCM) | GR-W | 7/129:3 | Brake pressure sensor 2 | GR |

54/56

3-pin black, RHD

| No. | Engine compartment harness | | | Brake pressure sensor harness | | |
|-----|----------------------------|----------------------------|-------|-------------------------------|-------------------------|----|
| 1 | 4/16:21 | Brake control module (BCM) | BL-BN | 7/139:1 | Brake pressure sensor 1 | BN |
| 2 | 4/16:23 | Brake control module (BCM) | OR-W | 7/139:2 | Brake pressure sensor 1 | W |
| 3 | 4/16:22 | Brake control module (BCM) | GR-OR | 7/139:3 | Brake pressure sensor 1 | GR |

Connectors

54/74 - 54/106

54/74

4-pin yellow

| No. | Passenger compartment harness | | | Harness, Differential Electronic Module | | |
|-----|-------------------------------|---|----|---|----------------|----|
| 1 | 53/568 4/56D:47 | Junction point Central Electronic Module (CEM) | GN | 53/513 | Junction point | GN |
| 2 | 54/3.1:12 | Connector | GN | 53/513 | Junction point | GN |
| 3 | 53/567 4/56D:32 | Junction point Central Electronic Module (CEM) | W | 53/512 | Junction point | W |
| 4 | 54/3.1:11 | Connector | W | 53/512 | Junction point | W |

54/74B

2-pin orange

| No. | Harness, Differential Electronic Module | | | Passenger compartment harness | | |
|-----|---|----------------------------------|----------|-------------------------------|------------------------------|----|
| 1 | 53/502 | Junction point | BL-R | 4/58A:14 | Rear Electronic Module (REM) | BL |
| 2 | 53/535 53/582 | Junction point Junction point | BN SB | 31/46 | Ground connection | SB |

54/106

4-pin gray

| No. | Cargo compartment harness | | | Harness, fuel tank CNG front | | |
|-----|---------------------------|---|-----|------------------------------|---|-----|
| 1 | 4/58B:25 54/54:7 | Rear Electronic Module (REM) Connector | Y-R | 8/89:1 8/90: 1 | Solenoid, fuel tank CNG front left Solenoid, fuel tank CNG front right | Y-R |
| 2 | 53/604 | Junction point | SB | 8/89:2 8/90:2 | Solenoid, fuel tank CNG front left Solenoid, fuel tank CNG front right | SB |
| 3 | - | | - | - | | - |
| 4 | - | | - | - | | - |

Connectors

54/107 - 54/132

54/107
10-pin gray

| No. | Passenger compartment harness | | | Four-C rear harness | | |
|-----|-------------------------------|-------------------------|-------|---------------------|--|-------|
| 1 | 4/84A:5 | Suspension Module (SUM) | GN-GR | 8/23:1 | Shock absorber, Four-C, rear right | GN-GR |
| 2 | 4/84A:4 | Suspension Module (SUM) | W | 8/23:2 | Shock absorber, Four-C, rear right | W |
| 3 | 4/84A:23 | Suspension Module (SUM) | GR | 7/120:1 | Angle sensor, Four-C/Bi-Xenon | GR |
| 4 | 4/84A:14 | Suspension Module (SUM) | Y | 7/121:4 | Rear right angle sensor, Four-C/Bi-Xenon | Y |
| 5 | 53/569 | Junction point | R | 7/121:5 | Rear right angle sensor, Four-C/Bi-Xenon | P |
| 6 | 4/84A:25 | Suspension Module (SUM) | R-W | 7/120:5 | Angle sensor, Four-C/Bi-Xenon | R-W |
| 7 | 4/84A:28 | Suspension Module (SUM) | Y-R | 7/120:4 | Rear left angle sensor, Four-C/Bi-Xenon | Y-R |
| 8 | 4/84A:2 | Suspension Module (SUM) | GN-GR | 8/22:1 | Shock absorber, Four-C, rear left | GN-GR |
| 9 | 4/84A:1 | Suspension Module (SUM) | BL | 8/22:2 | Shock absorber, Four-C, rear left | BL |
| 10 | - | | - | - | | - |

54/132
6-pin gray

| No. | Passenger compartment harness | | | Climate control system harness | | |
|-----|-------------------------------|-------------------------------------|--------------|--------------------------------|--|------|
| 1 | 53/437 | Junction point | VO-W | 53/458 | Junction point | R |
| 2 | 3/112A:12 54/24:4 | Climate Control Module Connector | GN-W | 53/461 | Junction point | GN-Y |
| 3 | 3/112A:5 | Climate Control Module | VO | 7/41:4 | Temperature sensor, evaporator | VO |
| 4 | 3/112A:13 | Climate Control Module | BN | 7/41:3 | Temperature sensor, evaporator | BN |
| 5 | 3/112A:7 54/25:4 | Climate Control Module Connector | GN-W GN-W | 53/460 6/96:2 | Junction point Damper Motor Module (DMM), right-hand side, RHD | Y |
| 6 | 53/438 | Junction point | BN | 53/459 | Junction point | BL |

Connectors

54/1300 - 54/1400

54/1300
6-pin gray

| No. | PAM harness, engine compartment | | | PAM harness, bumper | | |
|-----|---------------------------------|-----------|----|--|--|----|
| 1 | 54/1400:1 | Connector | BL | 7/204:1 7/205:1 7/206:1 7/207:1 | Parking assistance sensor, front 5 Parking assistance sensor, front 6 Parking assistance sensor, front 7 Parking assistance sensor, front 8 | BL |
| 2 | 54/1400:2 | Connector | GN | 7/207:2 | Parking assistance sensor, front 8 | GN |
| 3 | 54/1400:3 | Connector | VO | 7/206:2 | Parking assistance sensor, front 7 | VO |
| 4 | 54/1400:4 | Connector | Y | 7/205:2 | Parking assistance sensor, front 6 | Y |
| 5 | 54/1400:5 | Connector | W | 7/204:2 | Parking assistance sensor, front 5 | W |
| 6 | 54/1400:6 | Connector | SB | 7/204:3 7/205:3 7/206:3 7/207:3 | Parking assistance sensor, front 5 Parking assistance sensor, front 6 Parking assistance sensor, front 7 Parking assistance sensor, front 8 | SB |

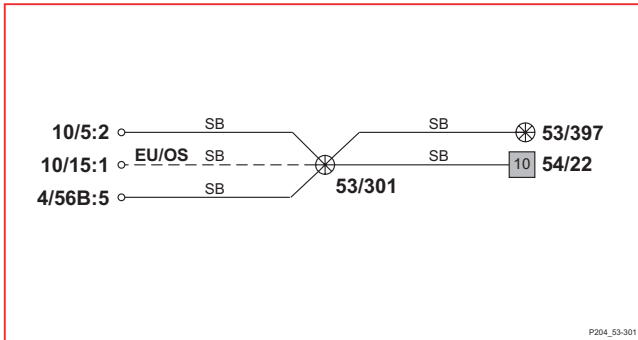
54/1400
6-pin gray

| No. | PAM harness, passenger compartment | | | PAM harness, engine compartment | | |
|-----|------------------------------------|---------------------------------|----|---------------------------------|-----------|----|
| 1 | 4/86B:2 | Parking Assistance Module (PAM) | BL | 54/1300:1 | Connector | BL |
| 2 | 4/86B:8 | Parking Assistance Module (PAM) | GN | 54/1300:2 | Connector | GN |
| 3 | 4/86B:7 | Parking Assistance Module (PAM) | VO | 54/1300:3 | Connector | VO |
| 4 | 4/86B:6 | Parking Assistance Module (PAM) | Y | 54/1300:4 | Connector | Y |
| 5 | 4/86B:5 | Parking Assistance Module (PAM) | W | 54/1300:5 | Connector | W |
| 6 | 4/86B:1 | Parking Assistance Module (PAM) | SB | 54/1300:6 | Connector | SB |

Junction points

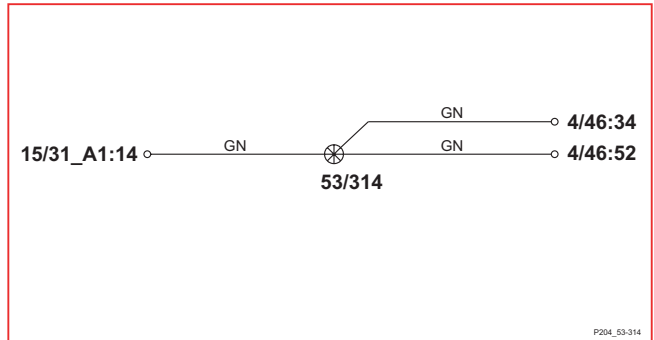
53/301 - 53/324

53/301



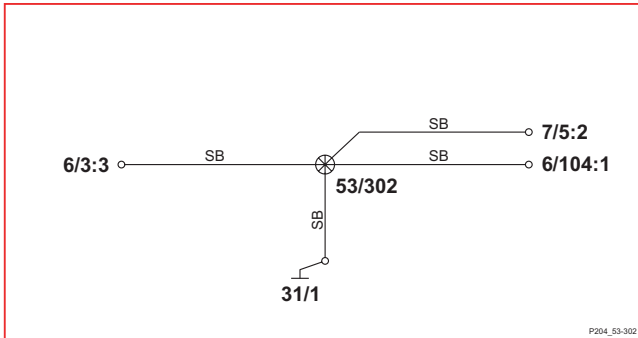
P204_53-301

53/314 5-cyl normally aspirated



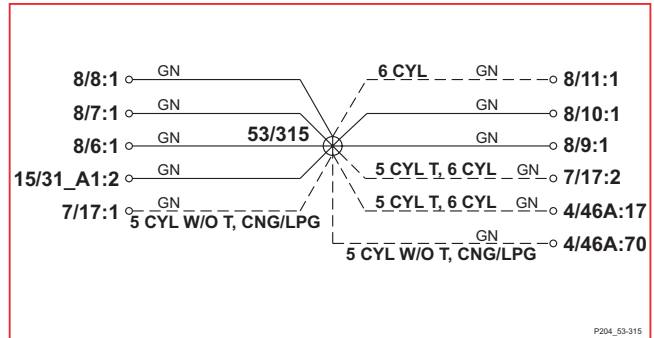
P204_53-314

53/302



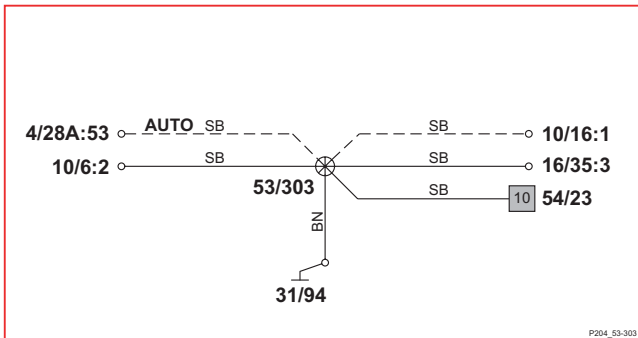
P204_53-302

53/315



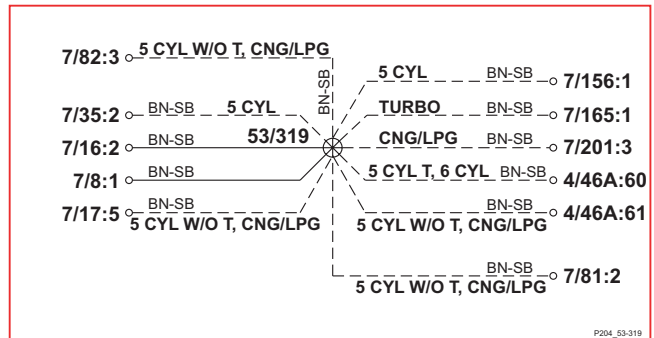
P204_53-315

53 /303



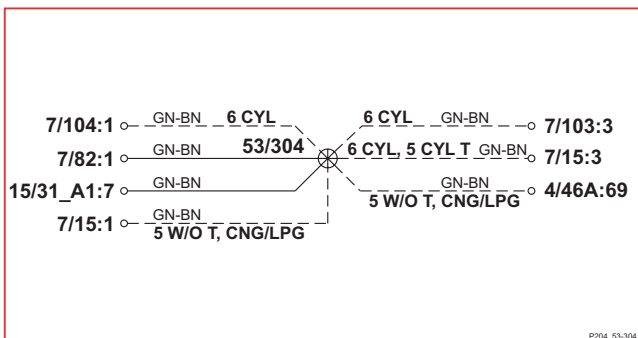
P204_53-303

53/319



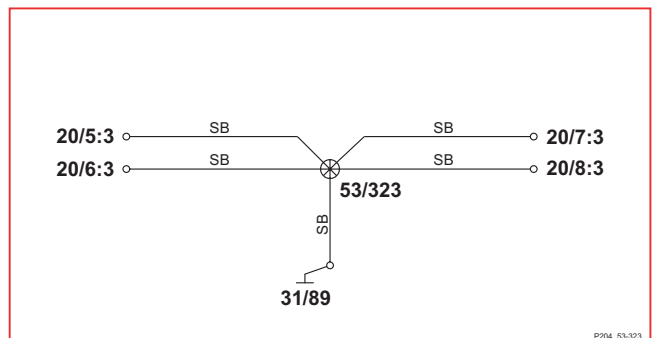
P204_53-319

53/304



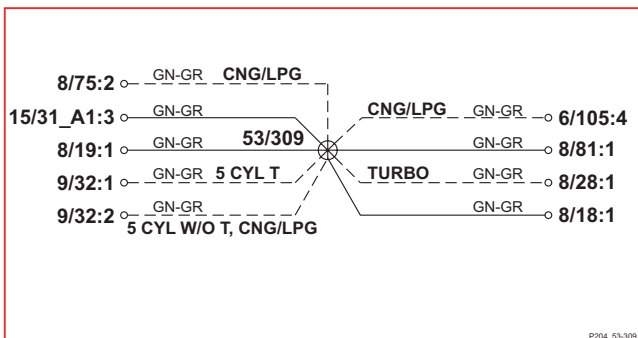
P204_53-304

53/323 6-cyl



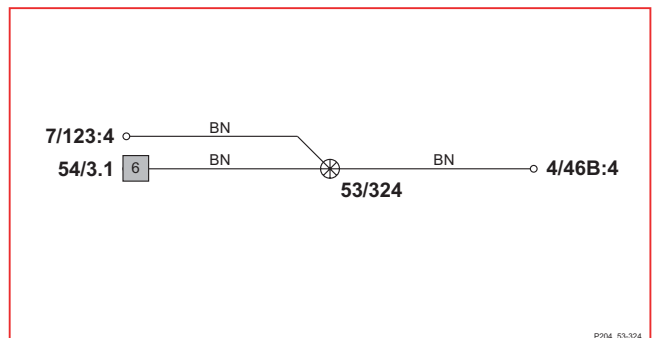
P204_53-323

53/309



P204_53-309

53/324

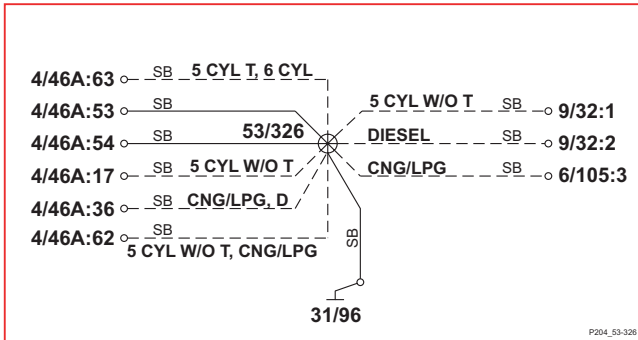


P204_53-324

Junction points

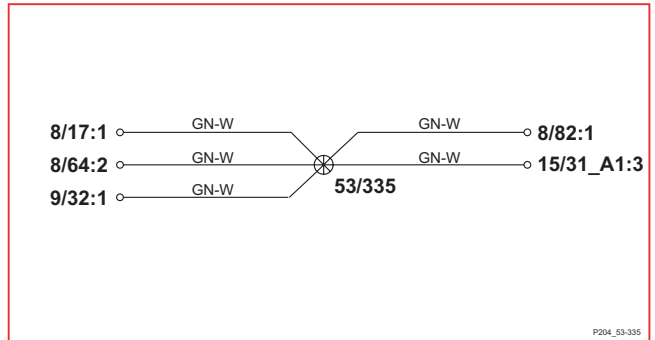
53/326 - 53/366

53/326



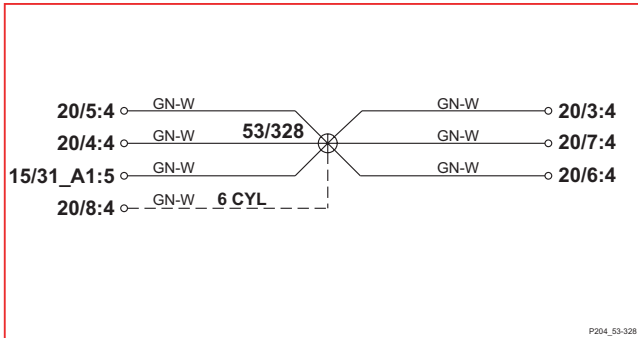
P204_53-326

53/335 Diesel



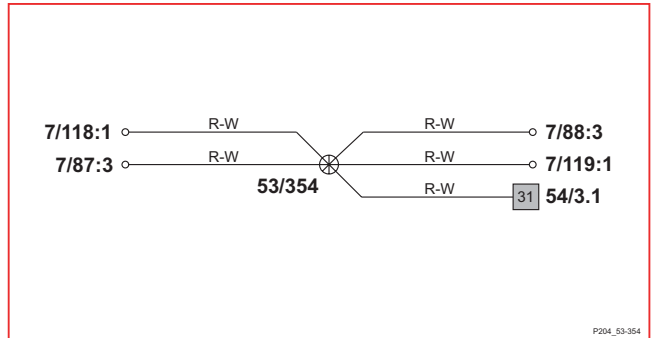
P204_53-335

53/328



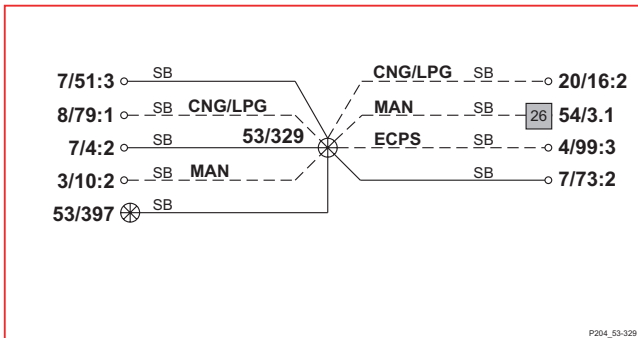
P204_53-328

53/354 SUM



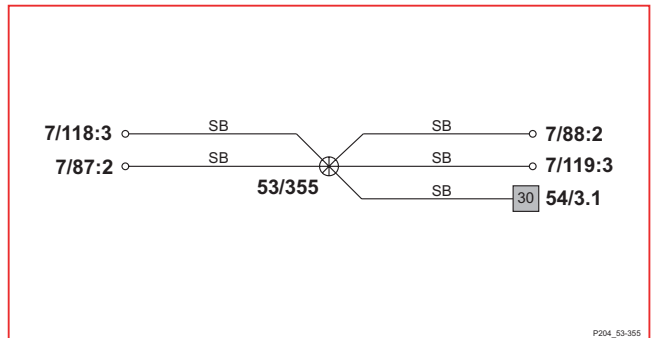
P204_53-354

53/329



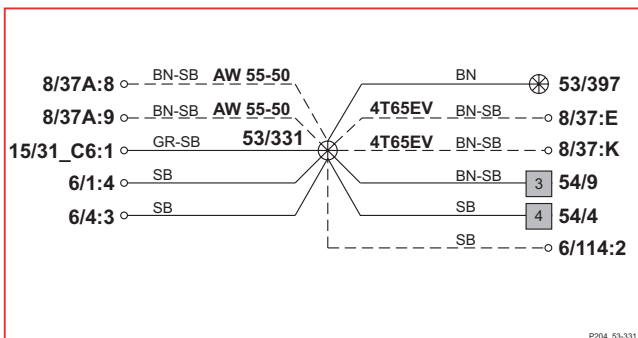
P204_53-329

53/355 SUM



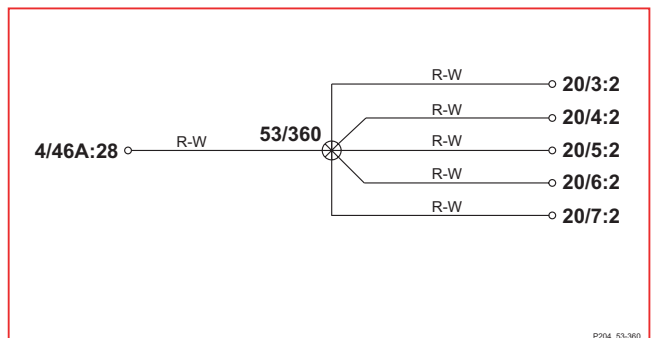
P204_53-355

53/331



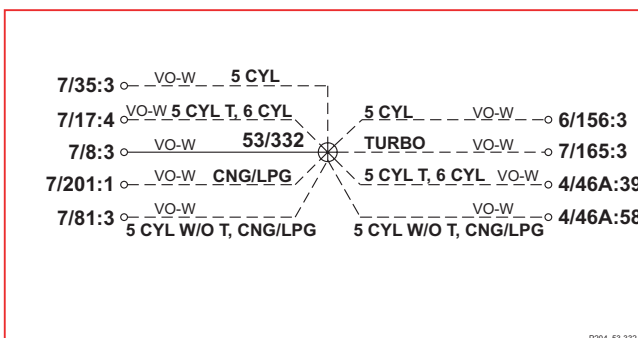
P204_53-331

53/360 5-cyl normally aspirated



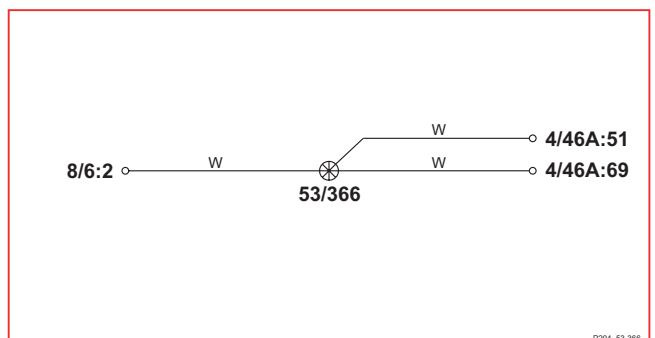
P204_53-360

53/332



P204_53-332

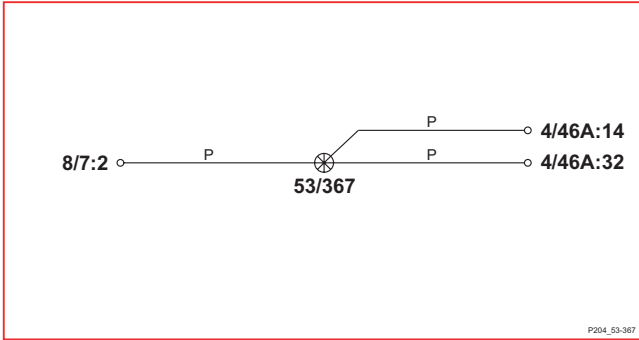
53/366 Cyl 1 Diesel



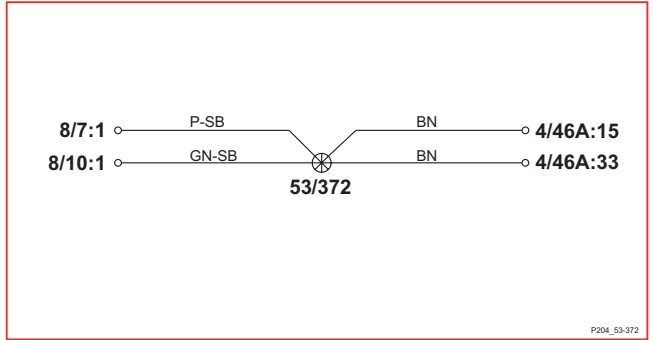
P204_53-366

Junction points 53/367 - 53/376

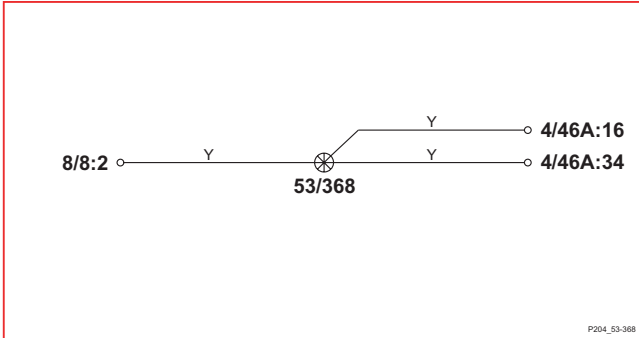
53/367 Cyl 2 Diesel



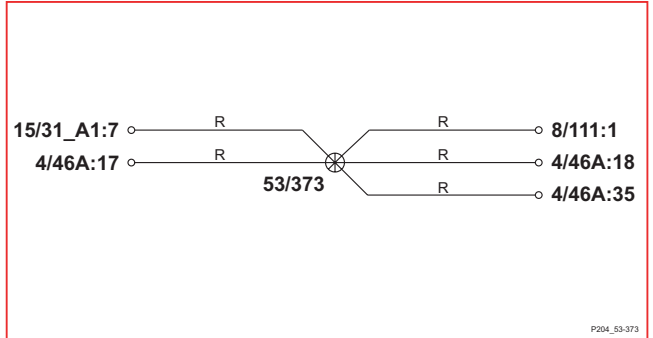
53/372 Diesel



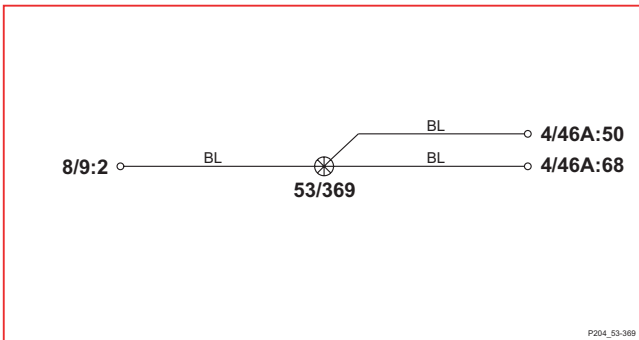
53/368 Cyl 3 Diesel



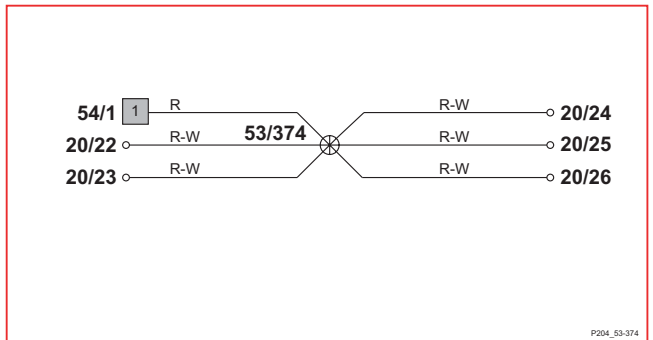
53/373 Diesel



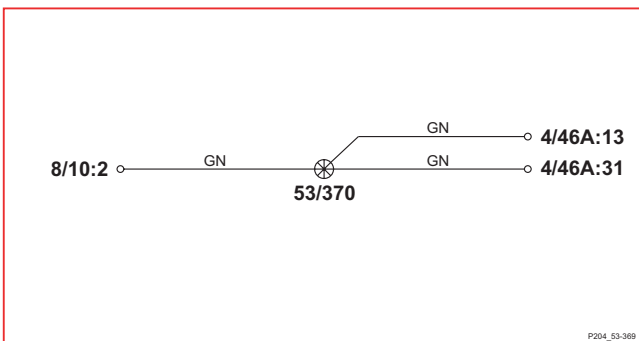
53/369 Cyl 4 Diesel



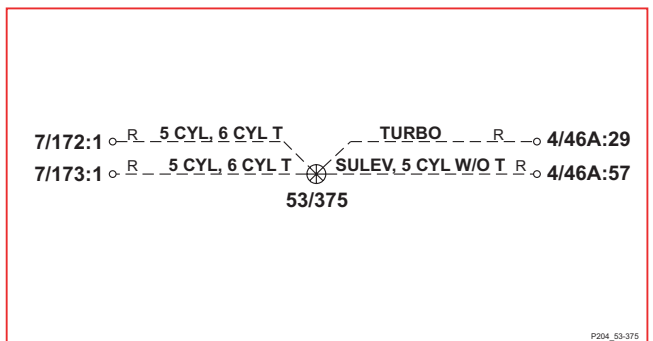
53/374 Diesel



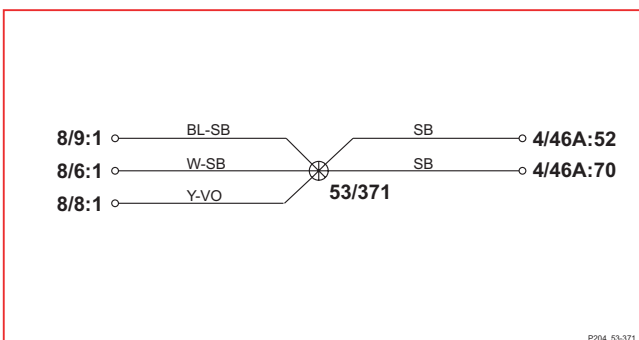
53/370 Cyl 5 Diesel



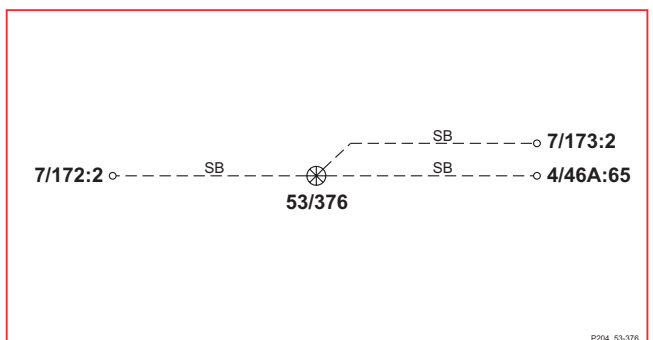
53/375



53/371 Diesel

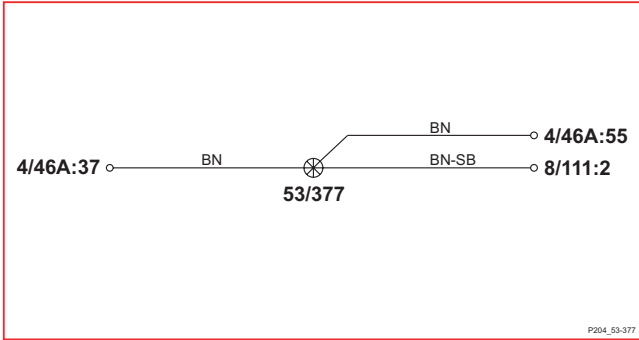


53/376

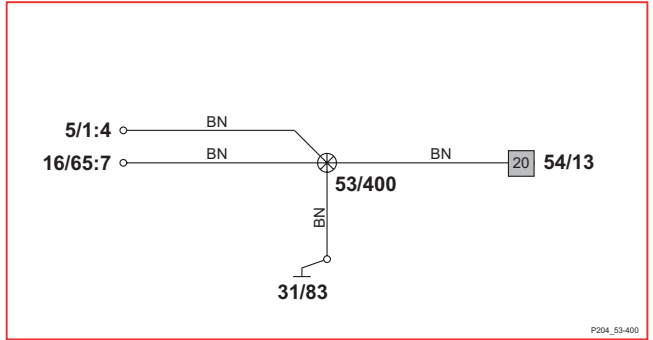


Junction points 53/377 - 53/408

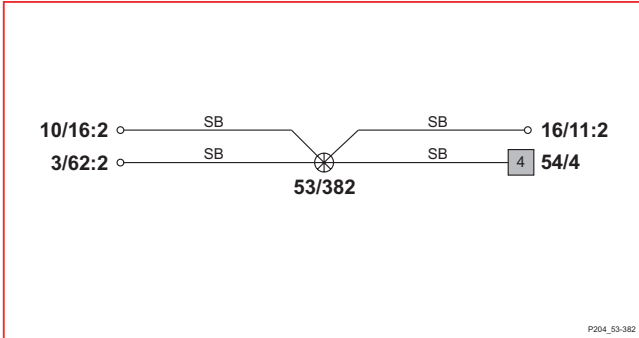
53/377 Diesel



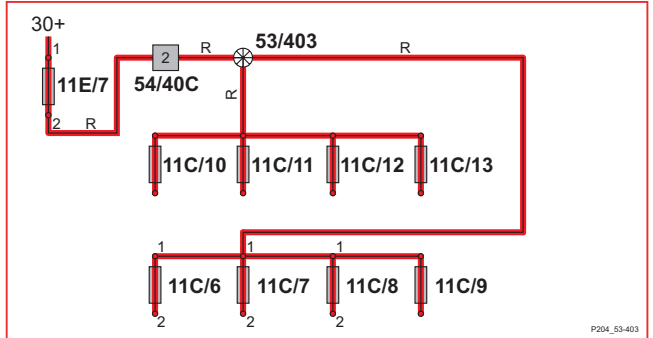
53/400



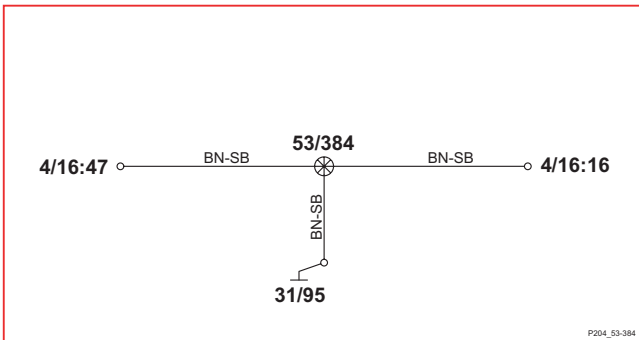
53/382



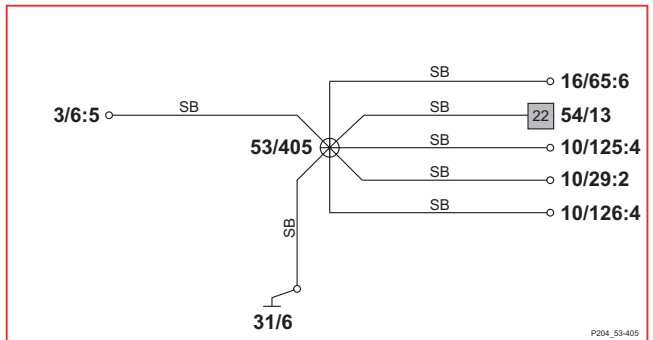
53/403



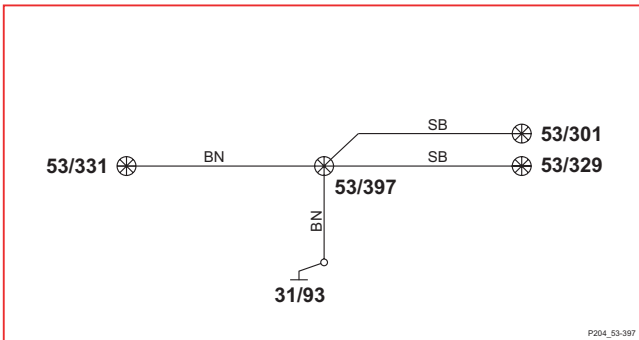
53/384



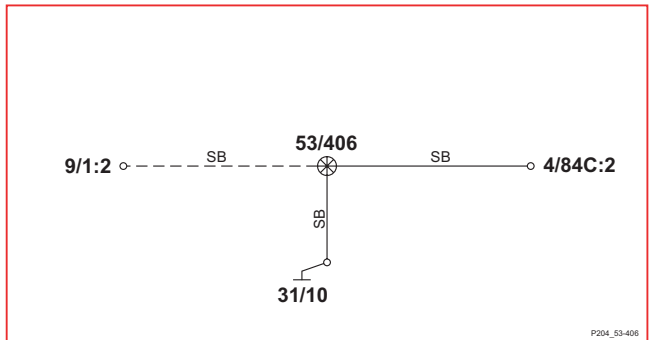
53/405



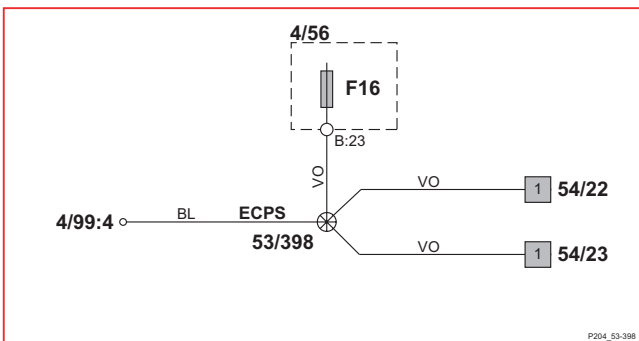
53/397



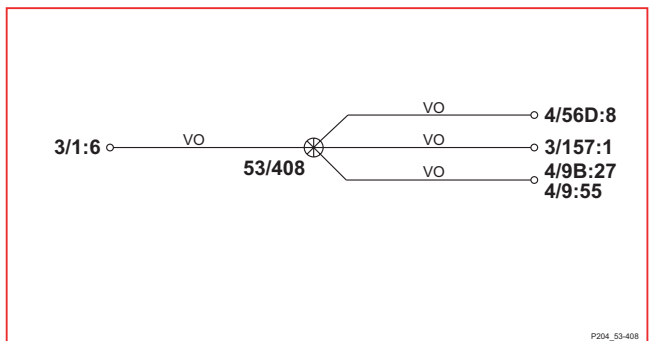
53/406 SUM



53/398



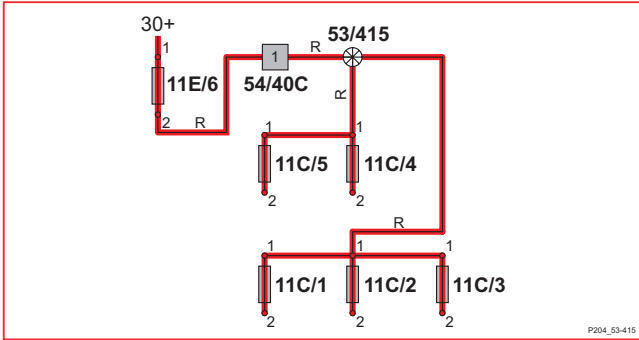
53/408



Junction points

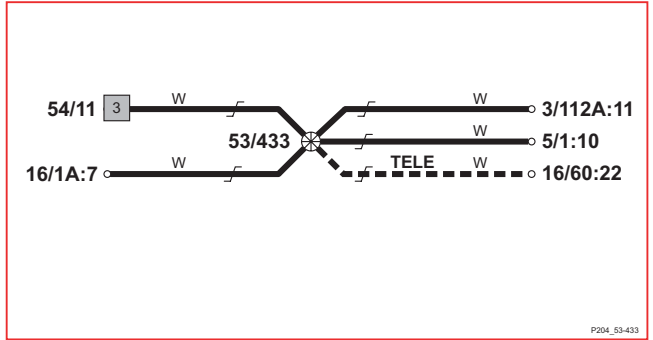
53/415 - 53/437

53/415



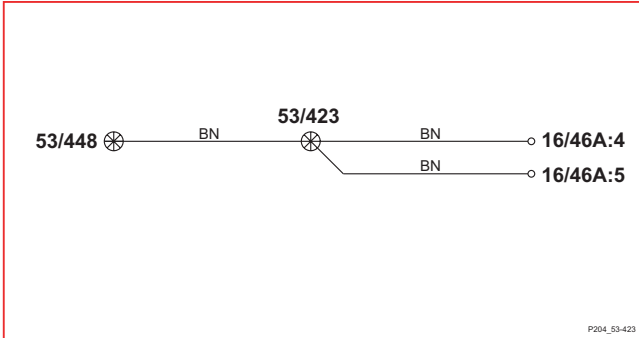
P204_53-415

53/433



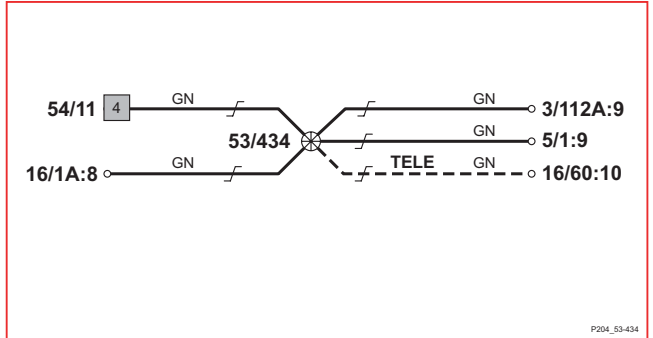
P204_53-433

53/423 RTI



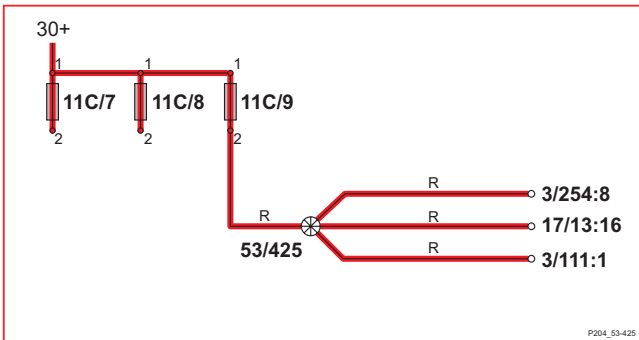
P204_53-423

53/434



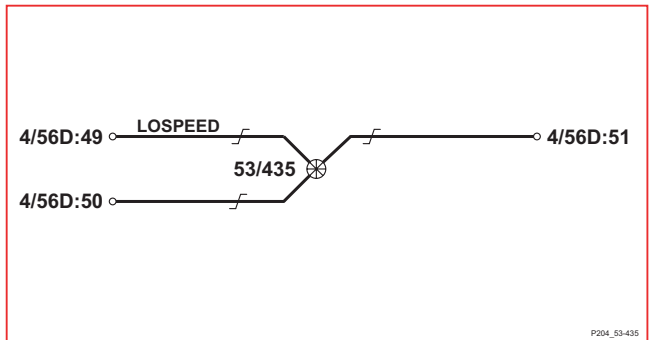
P204_53-434

53/425



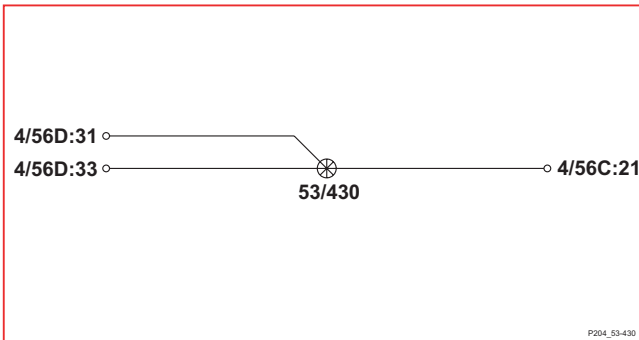
P204_53-425

53/435



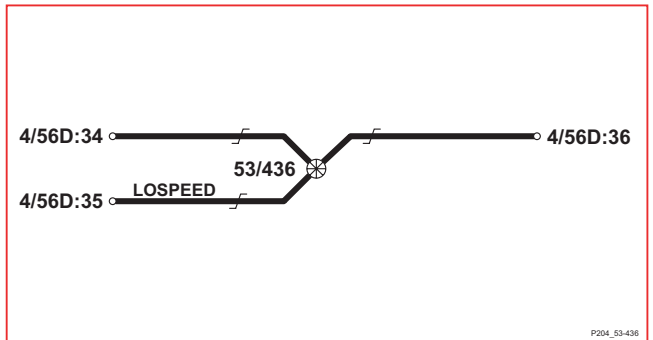
P204_53-435

53/430



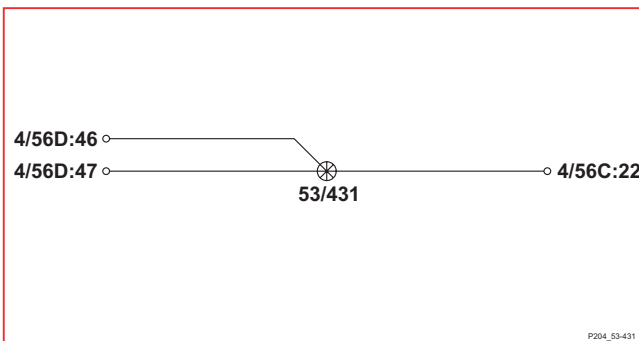
P204_53-430

53/436



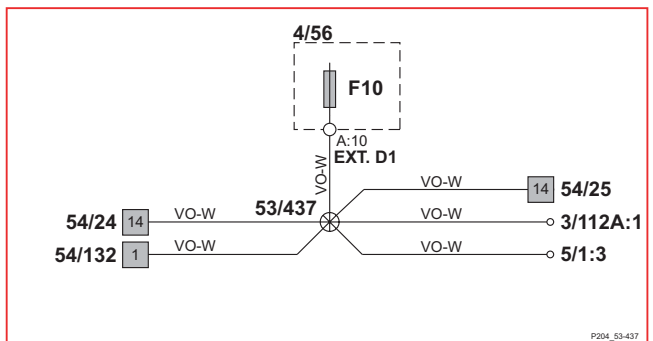
P204_53-436

53/431



P204_53-431

53/437

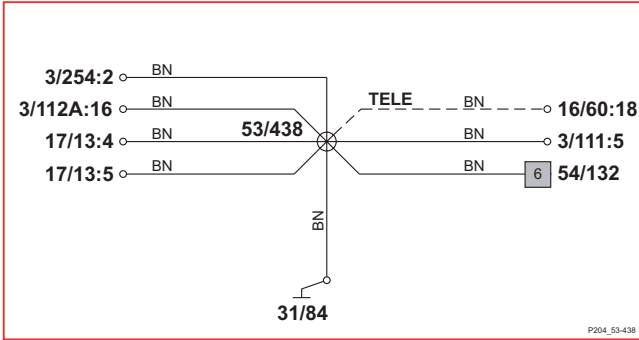


P204_53-437

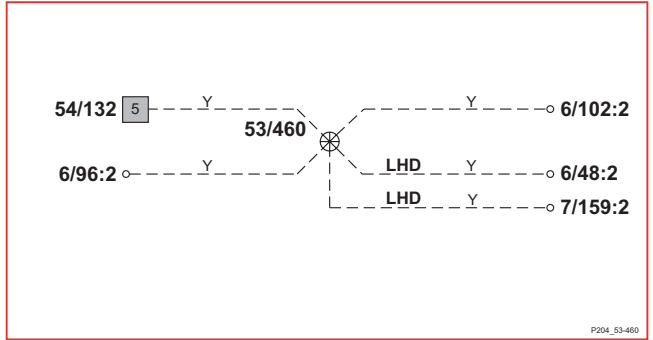
Junction points

53/438 - 53/502

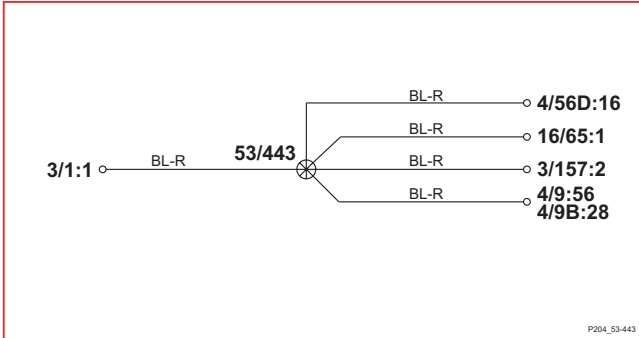
53/438



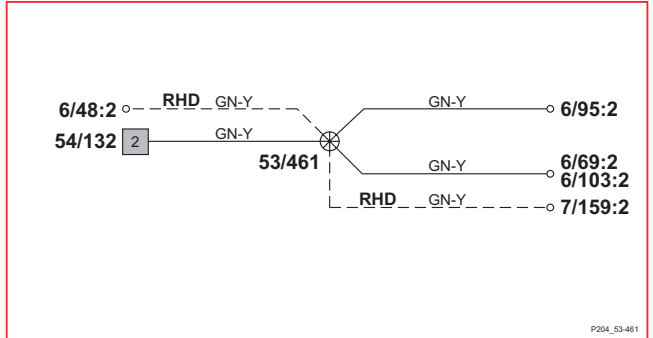
53/460



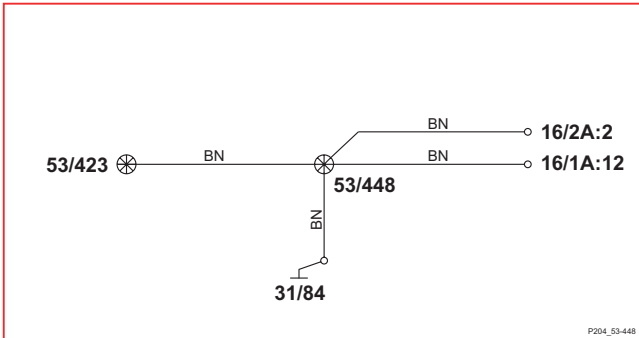
53/443



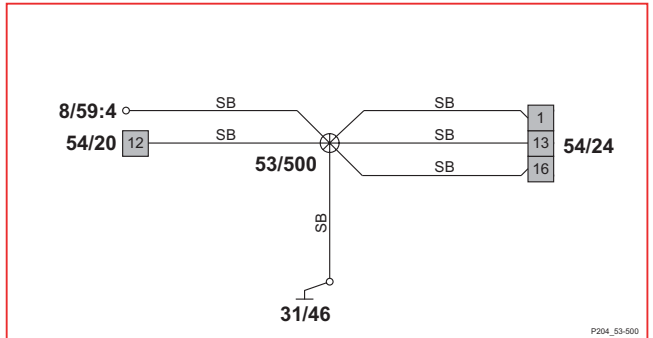
53/461



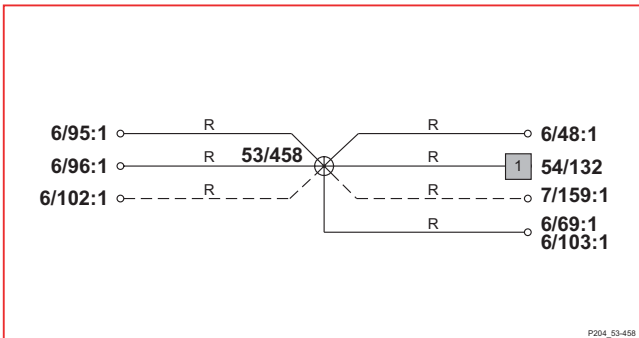
53/448



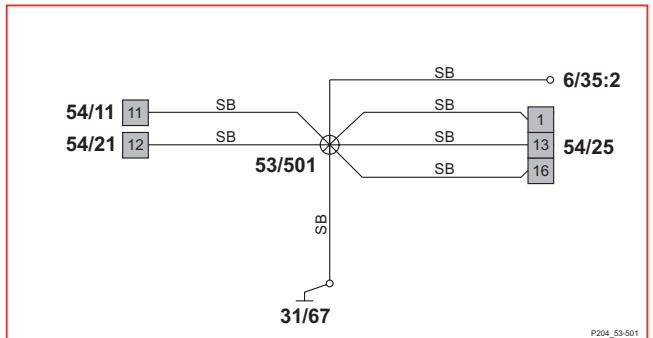
53/500



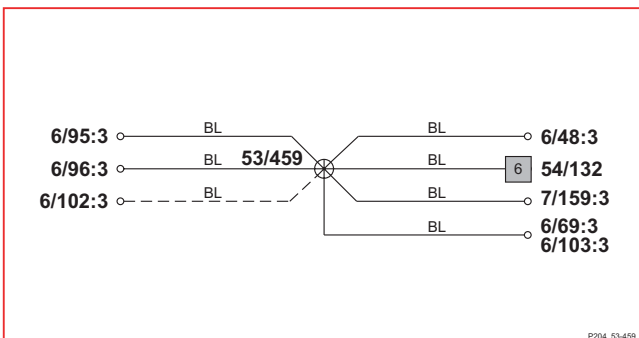
53/458



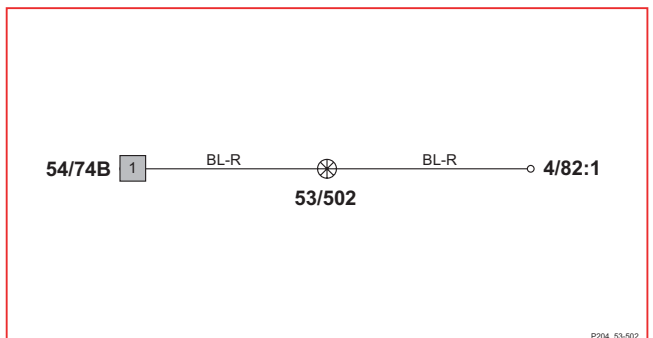
53/501



53/459

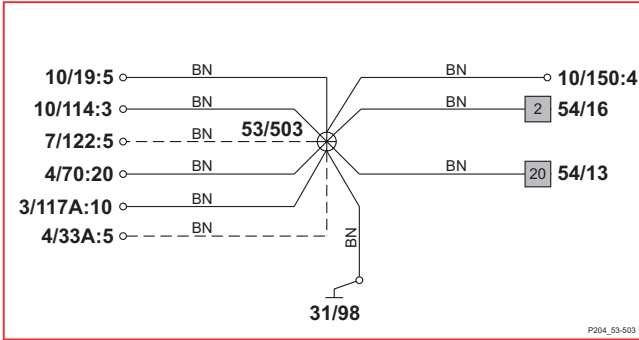


53/502 AWD



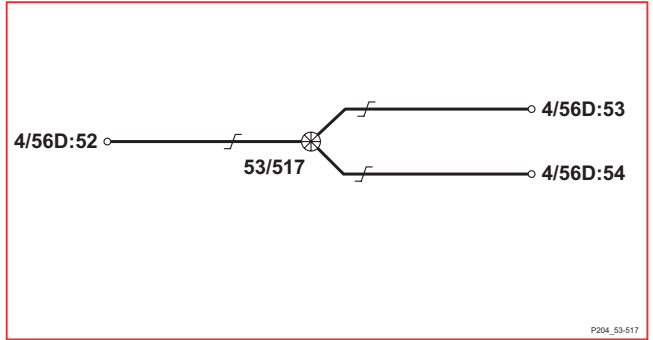
Junction points 53/503 - 53/526

53/503



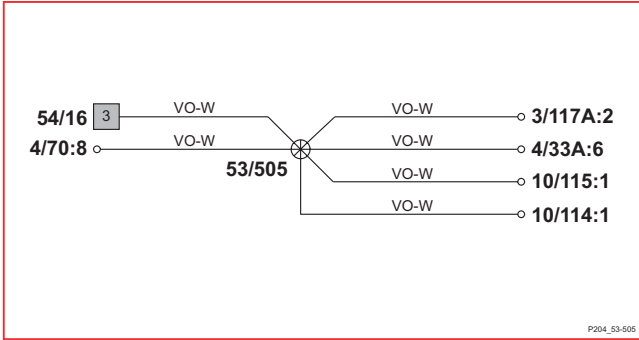
P204_53-503

53/517



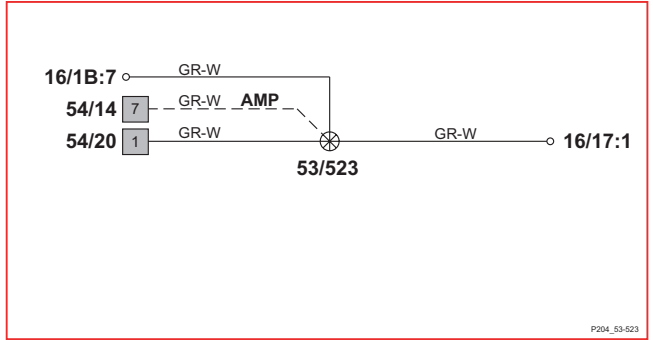
P204_53-517

53/505



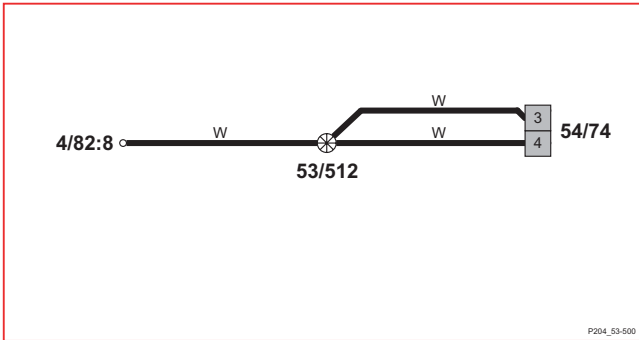
P204_53-505

53/523



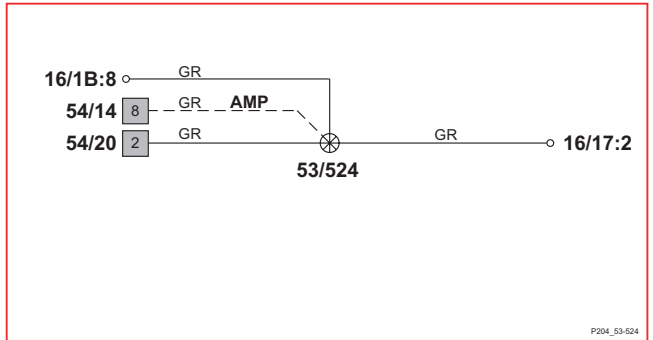
P204_53-523

53/512 AWD



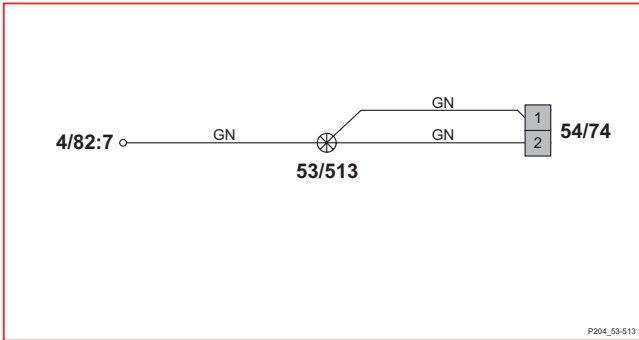
P204_53-500

53/524



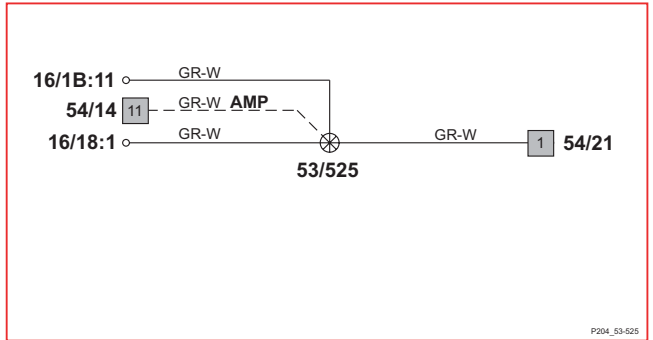
P204_53-524

53/513 AWD



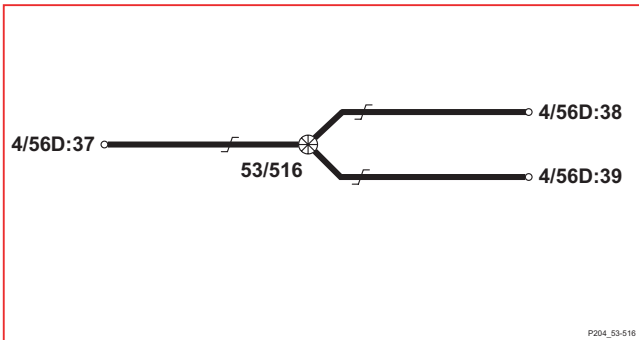
P204_53-513

53/525



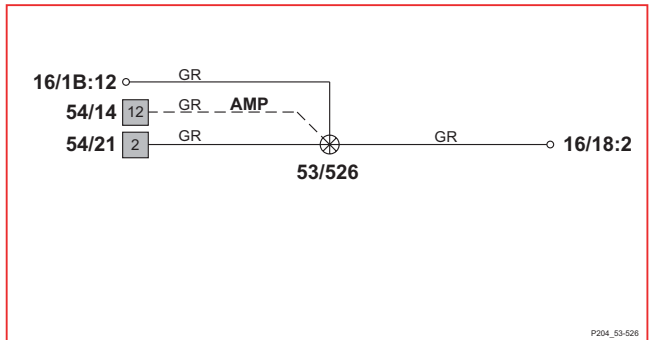
P204_53-525

53/516



P204_53-516

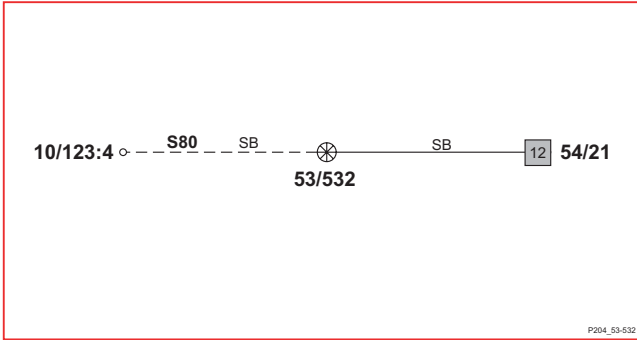
53/526



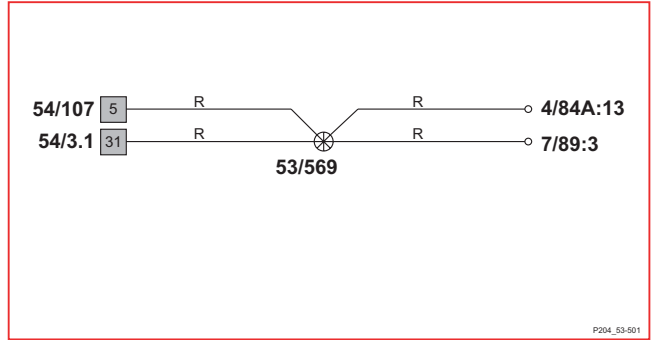
P204_53-526

Junction points 53/532 - 53/582

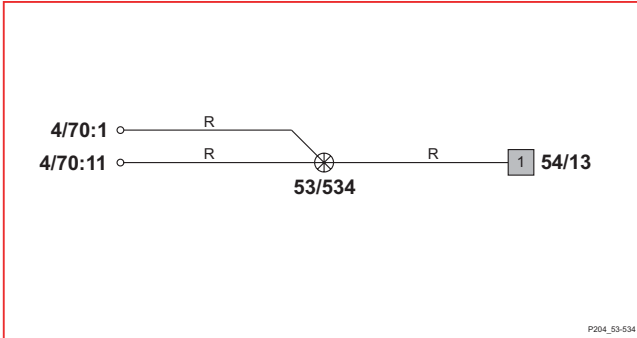
53/532



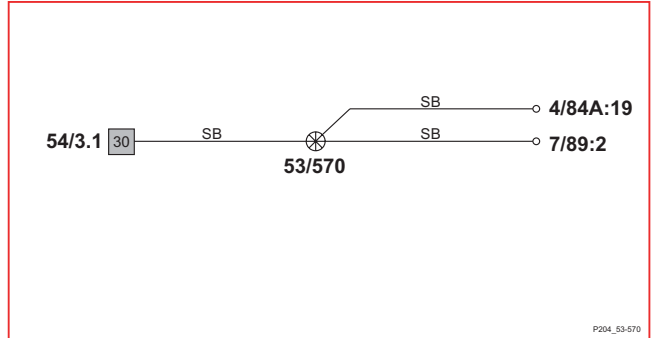
53/569



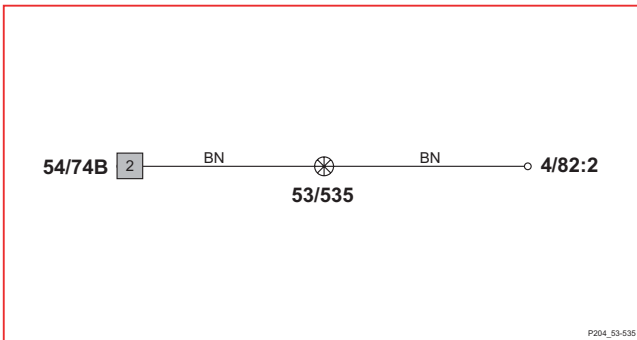
53/534



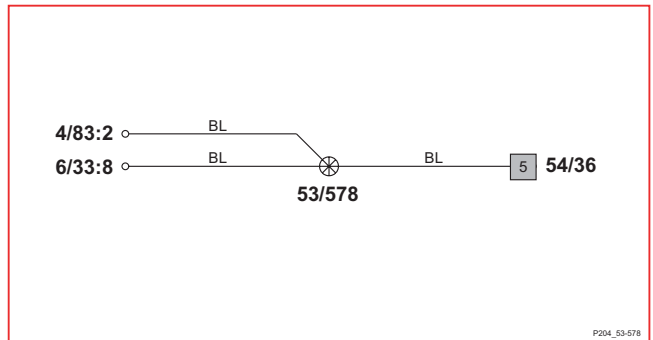
53/570



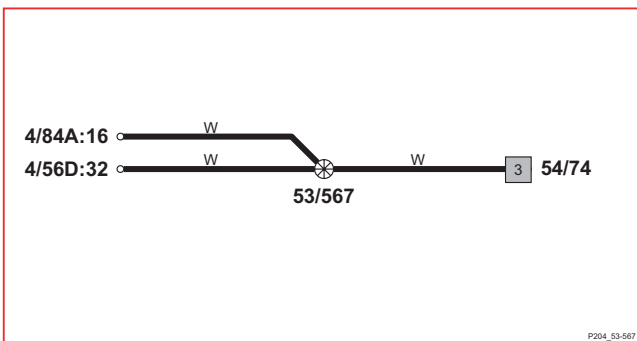
53/535 AWD



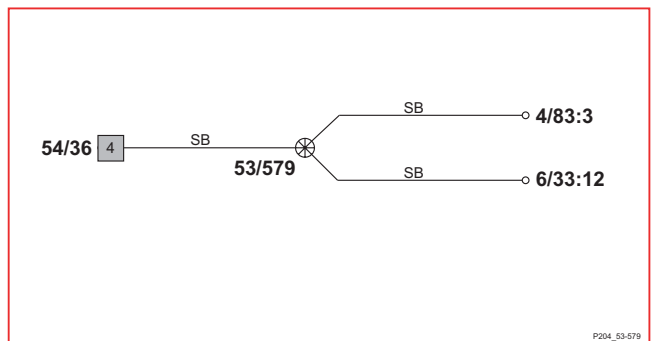
53/578



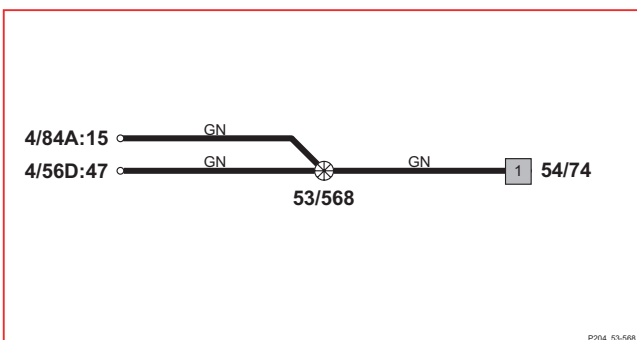
53/567 SUM



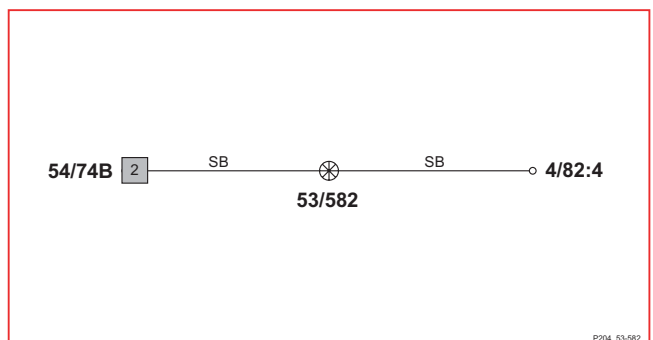
53/579



53/568 SUM



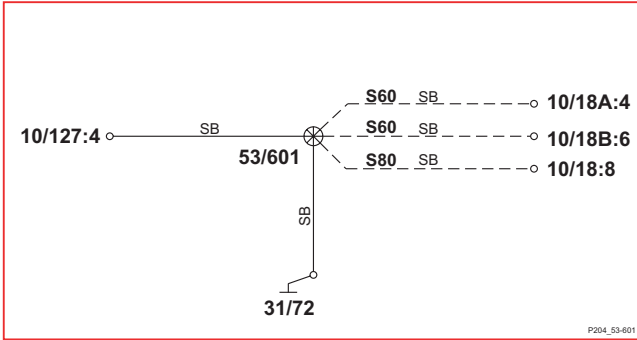
53/582 AWD



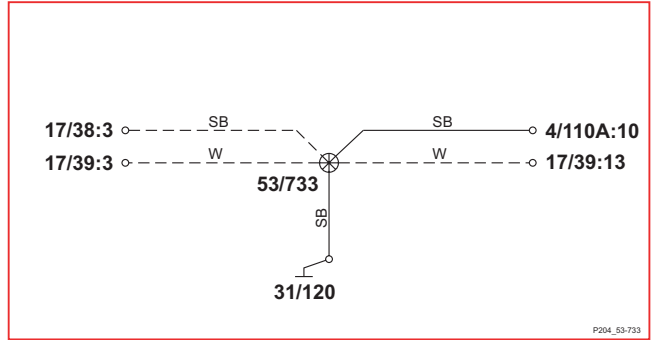
Junction points

53/601 - 53/737

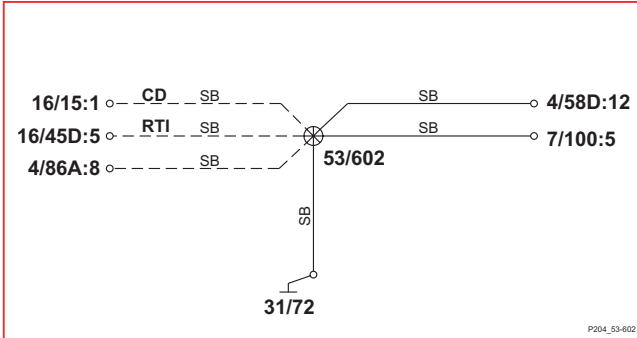
53/601



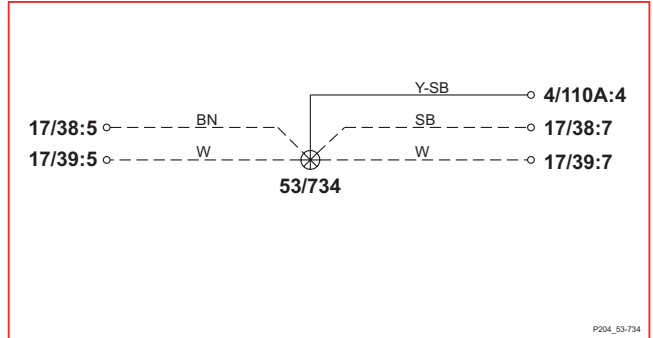
53/733



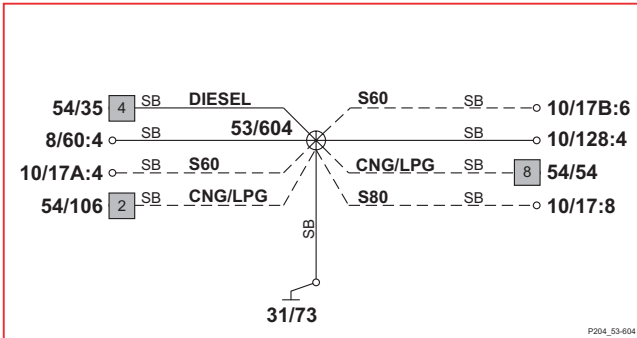
53/602



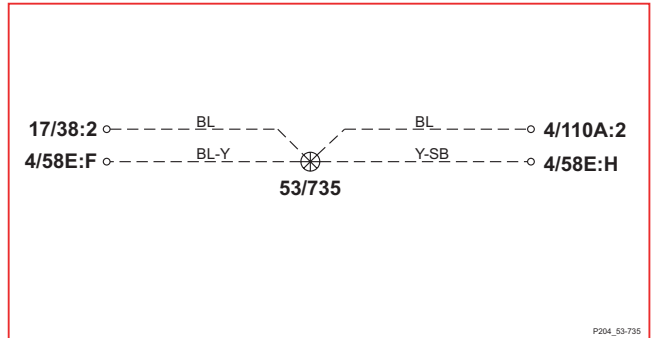
53/734



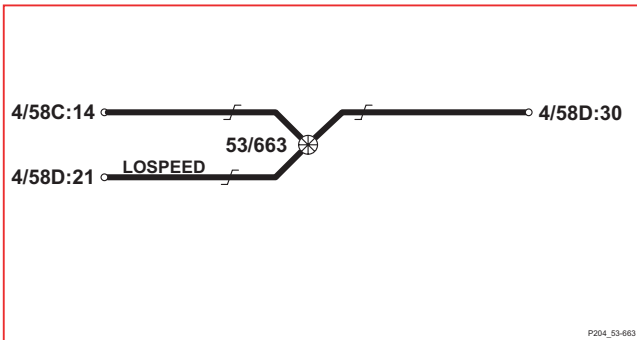
53/604



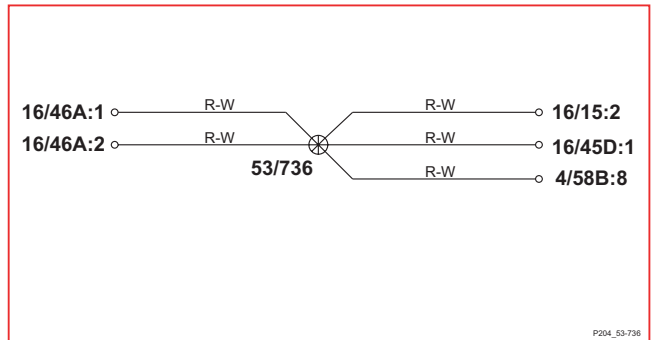
53/735



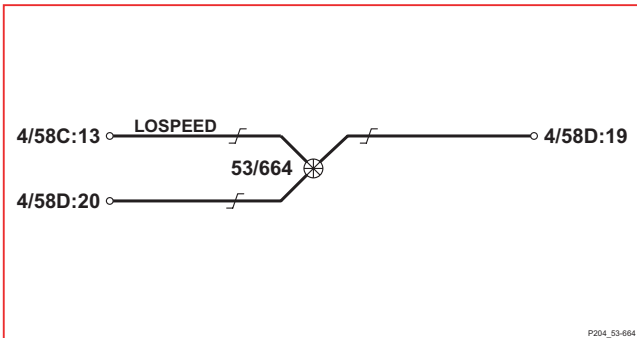
53/663



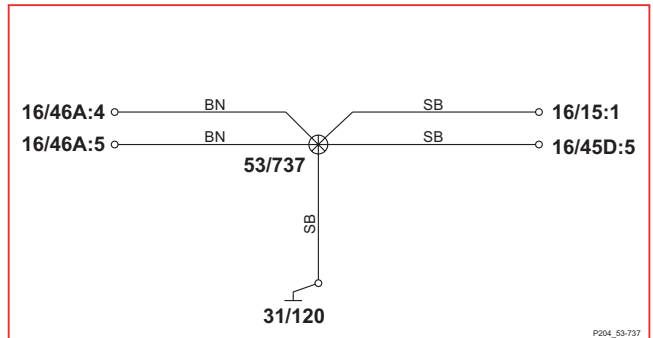
53/736



53/664

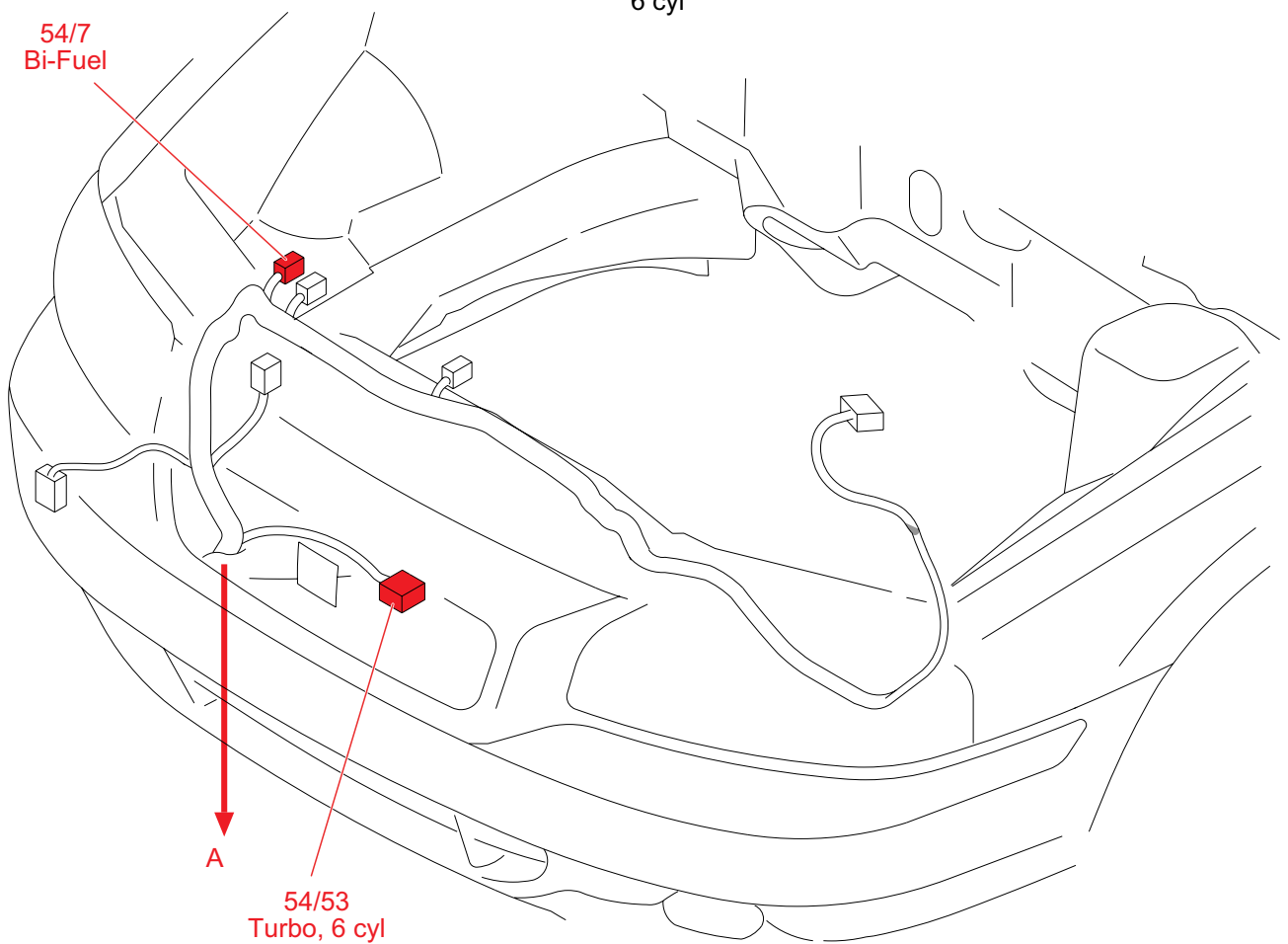
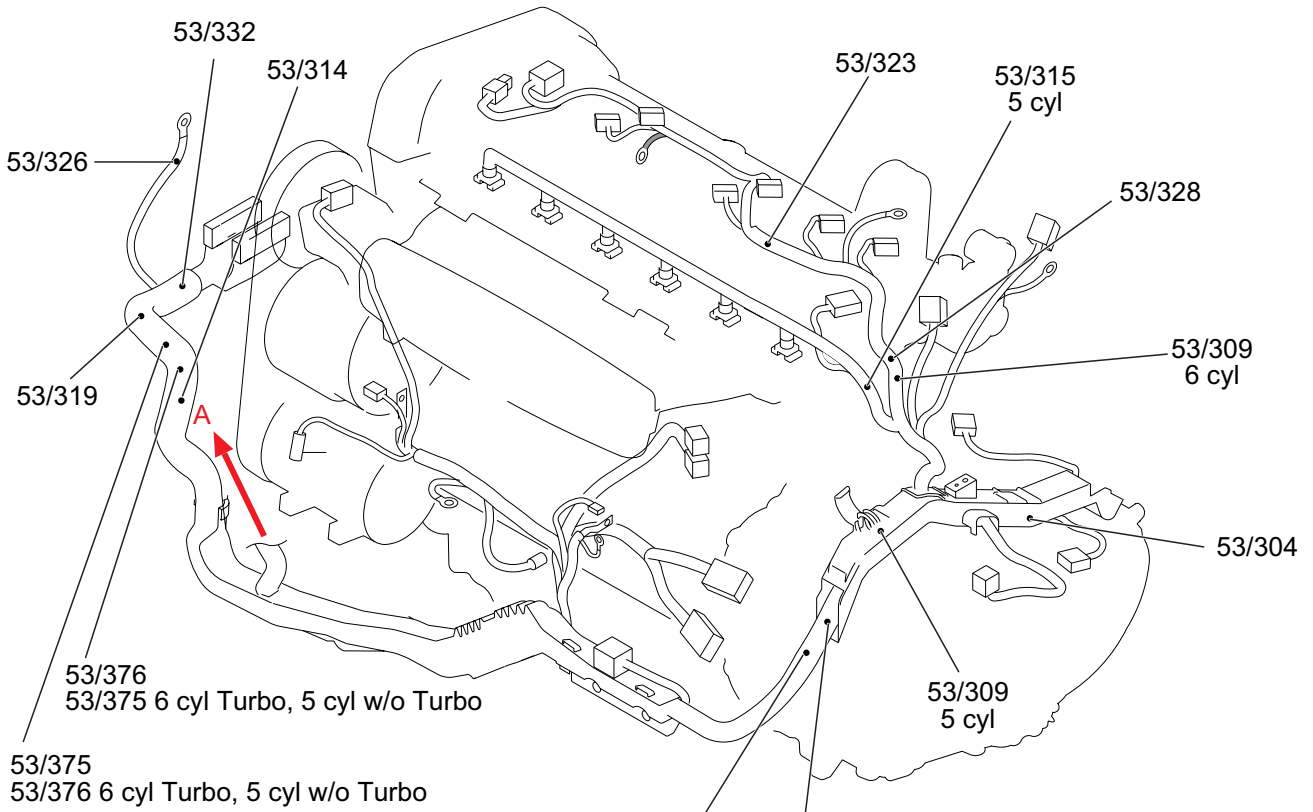


53/737



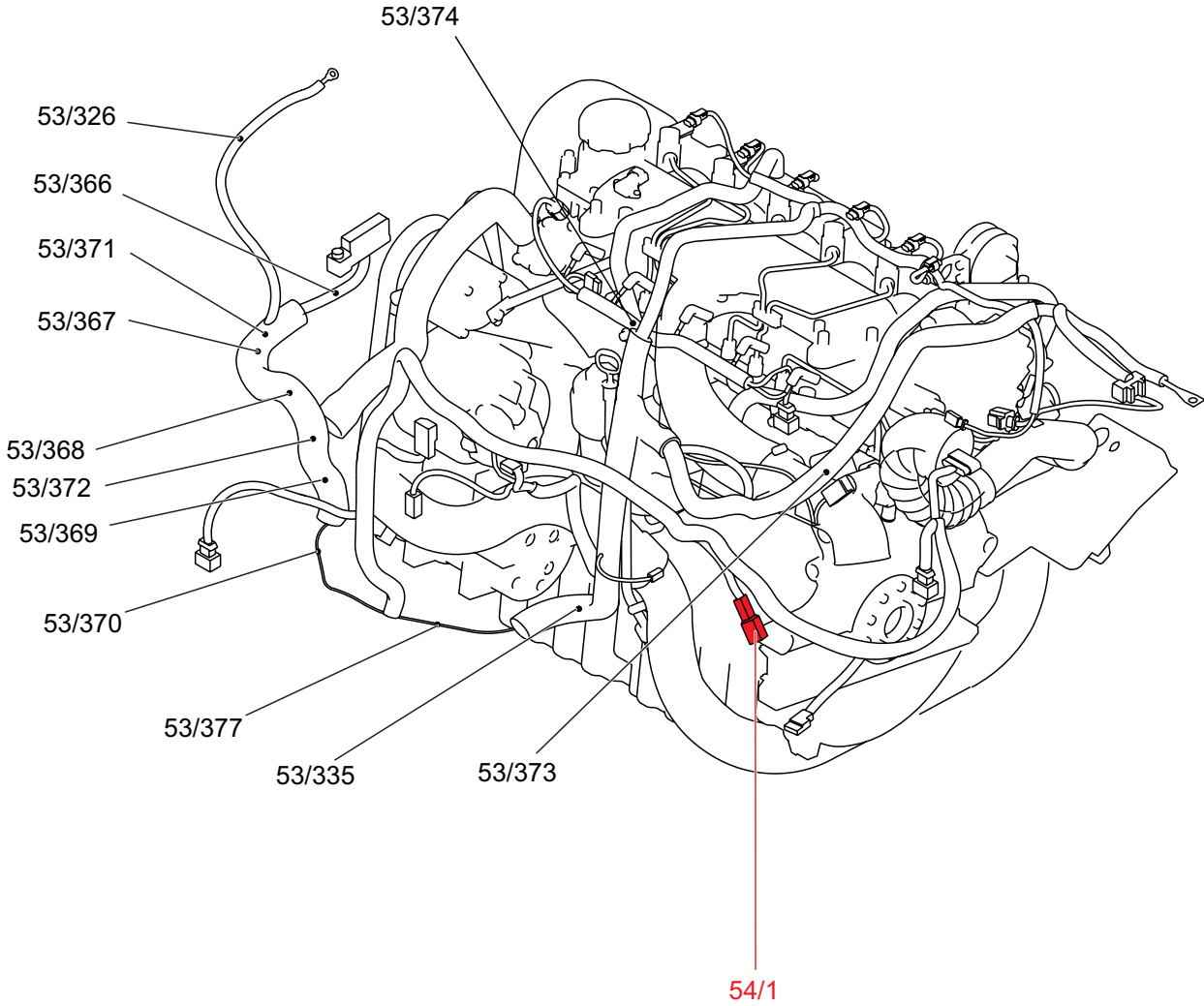
Cable harness routing in vehicle

Engine harness, Gasoline



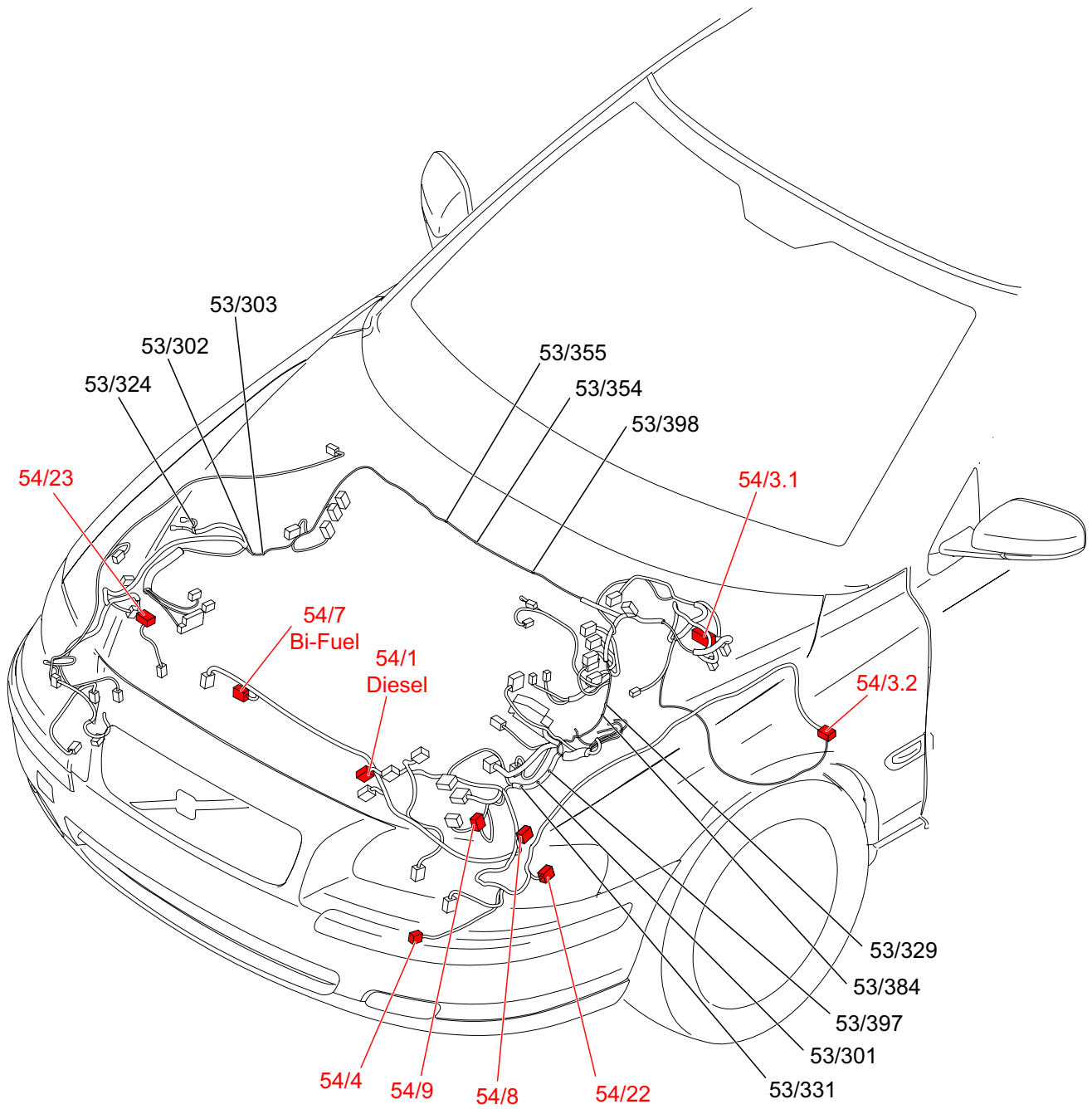
Cable harness routing in vehicle

Engine harness, Diesel

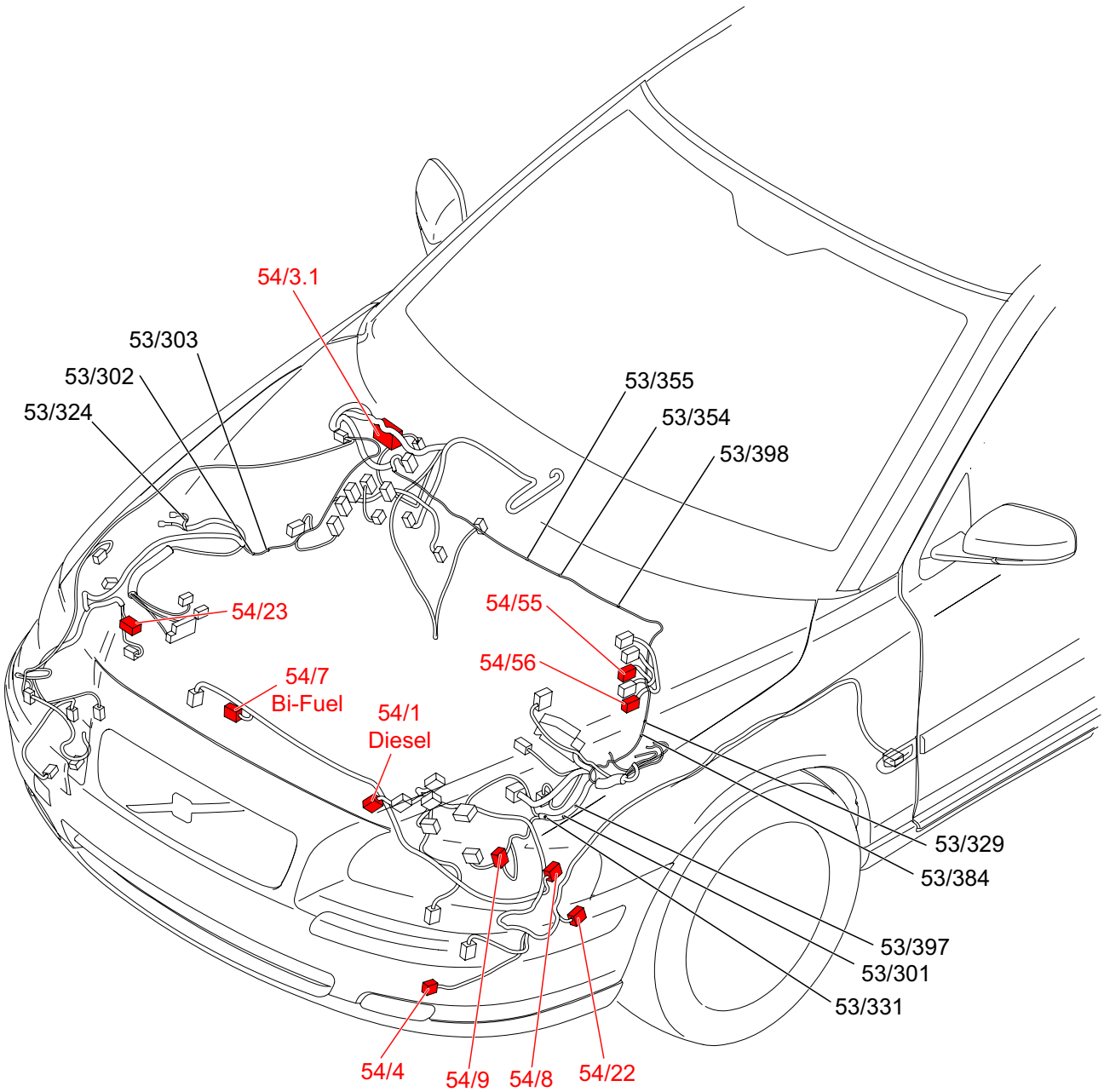


Cable harness routing in vehicle

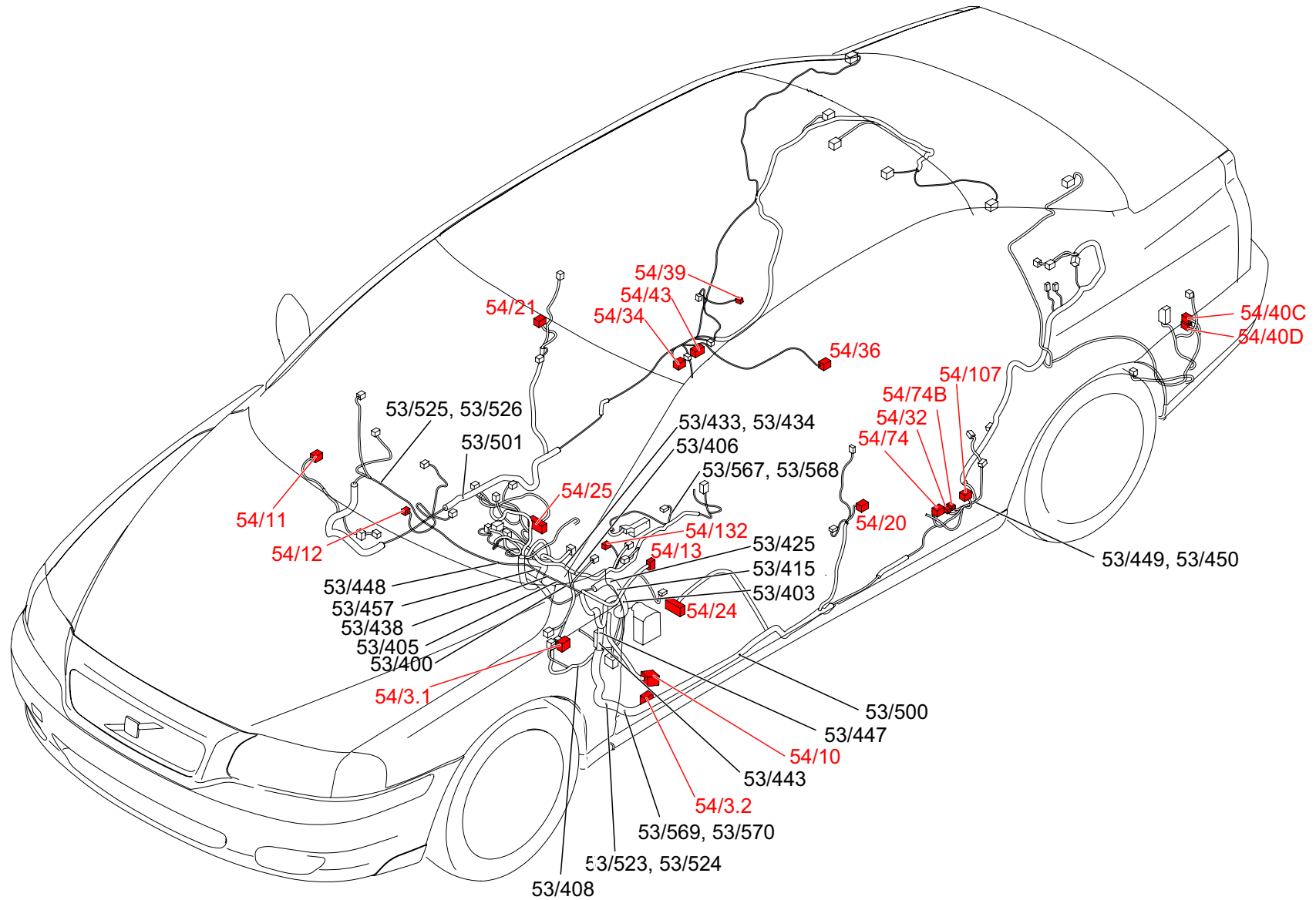
Engine compartment harness LHD



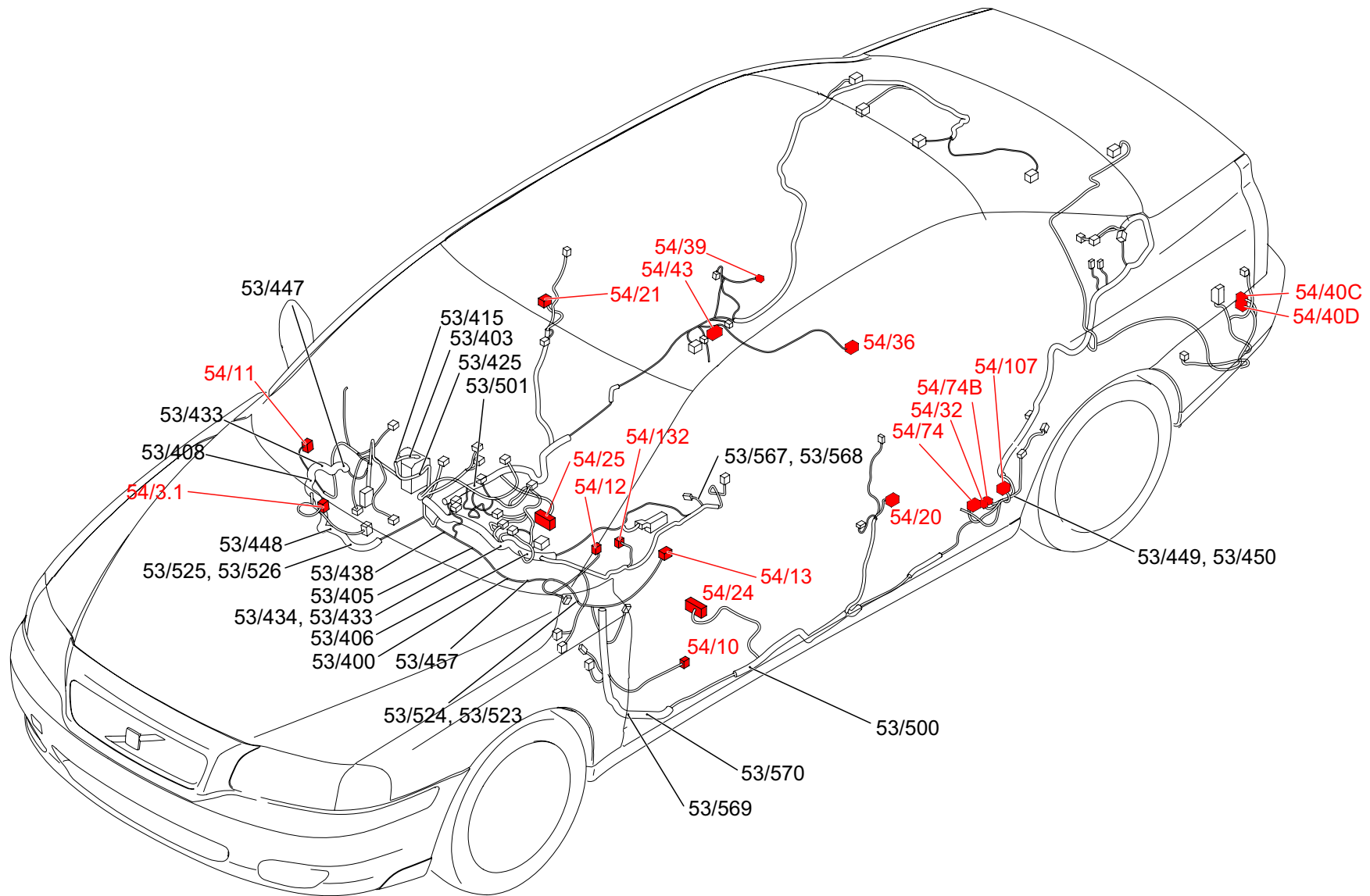
Cable harness routing in vehicle Engine compartment harness RHD



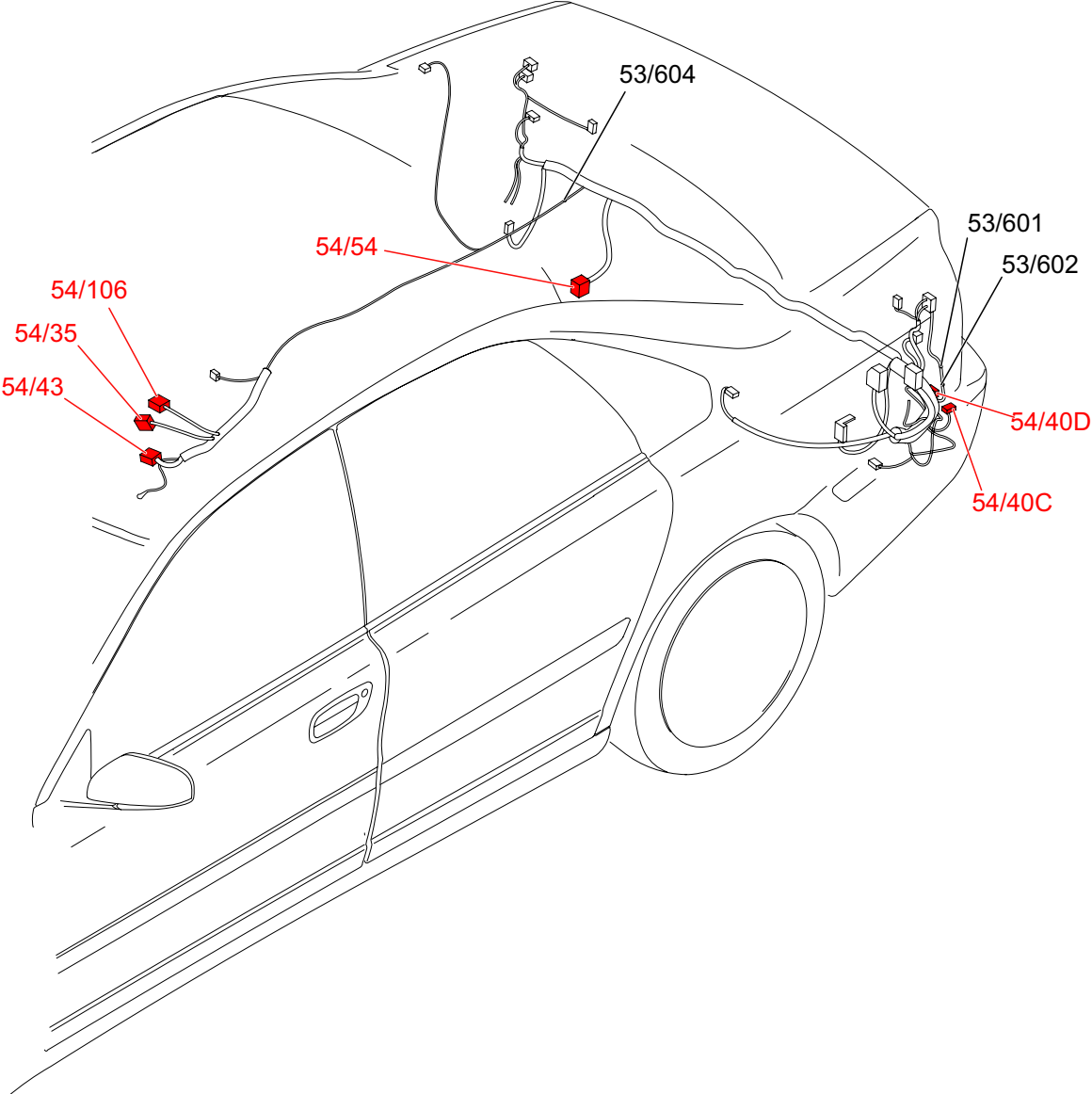
Cable harness routing in vehicle
Passenger compartment harness LHD



Cable harness routing in vehicle
Passenger compartment harness RHD

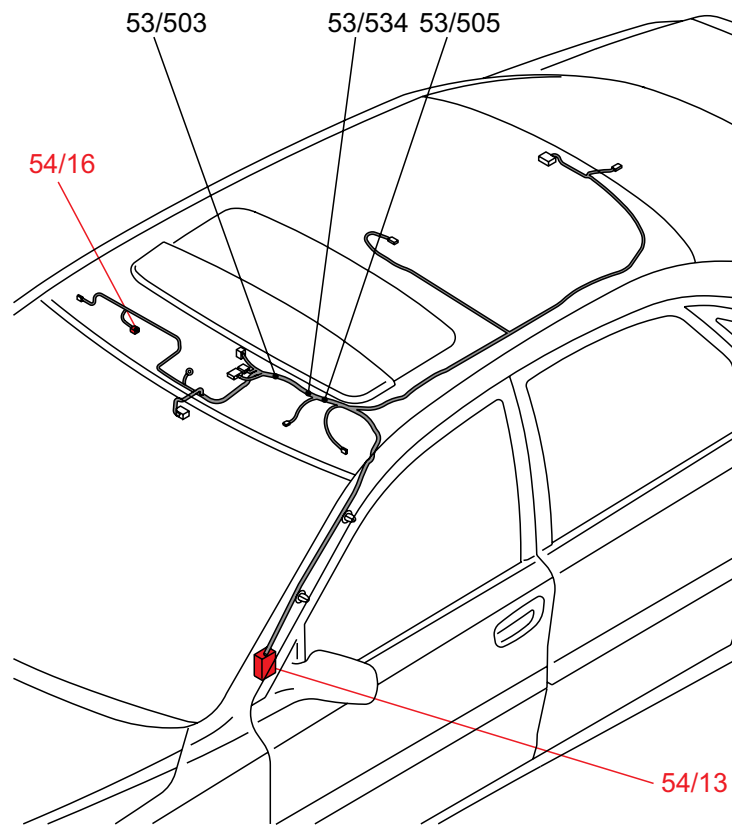


Cable harness routing in vehicle
Cargo compartment harness




Cable harness routing in vehicle

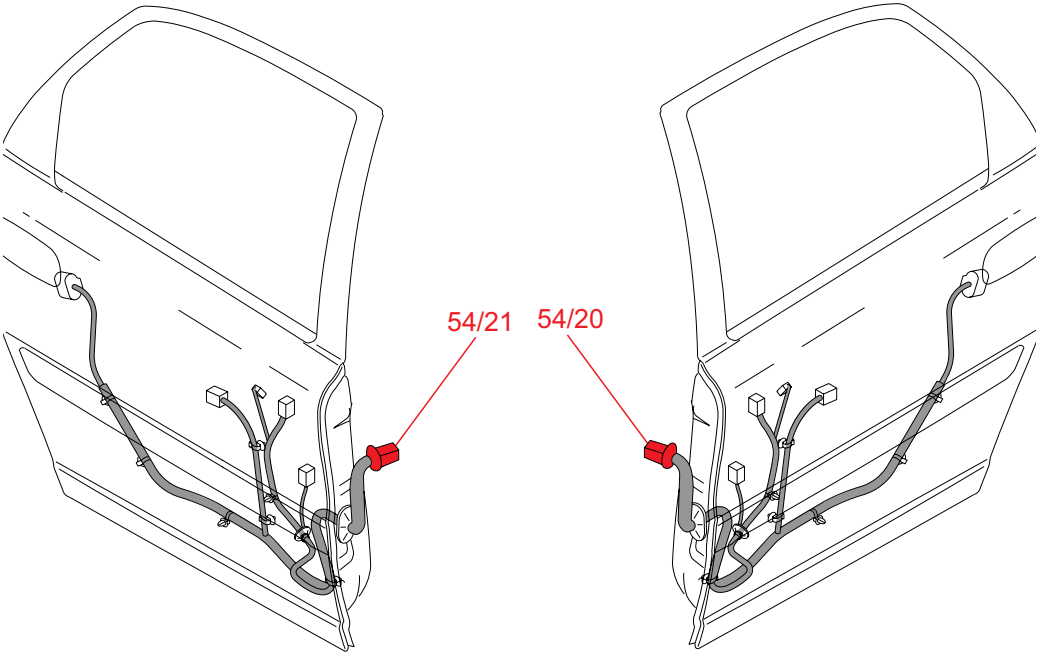
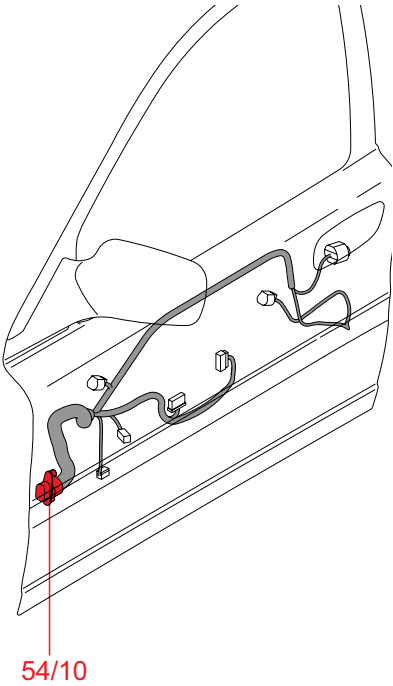
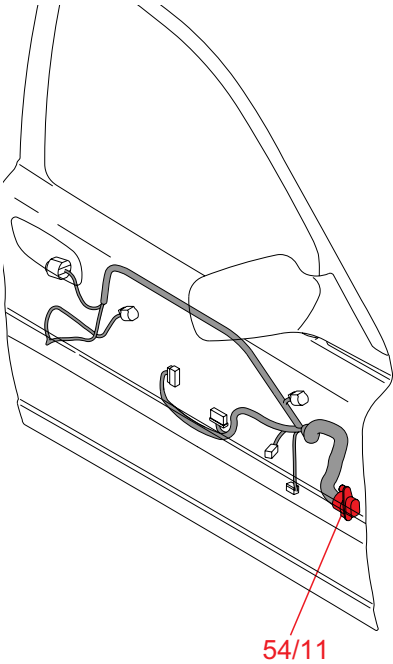
Roof harness



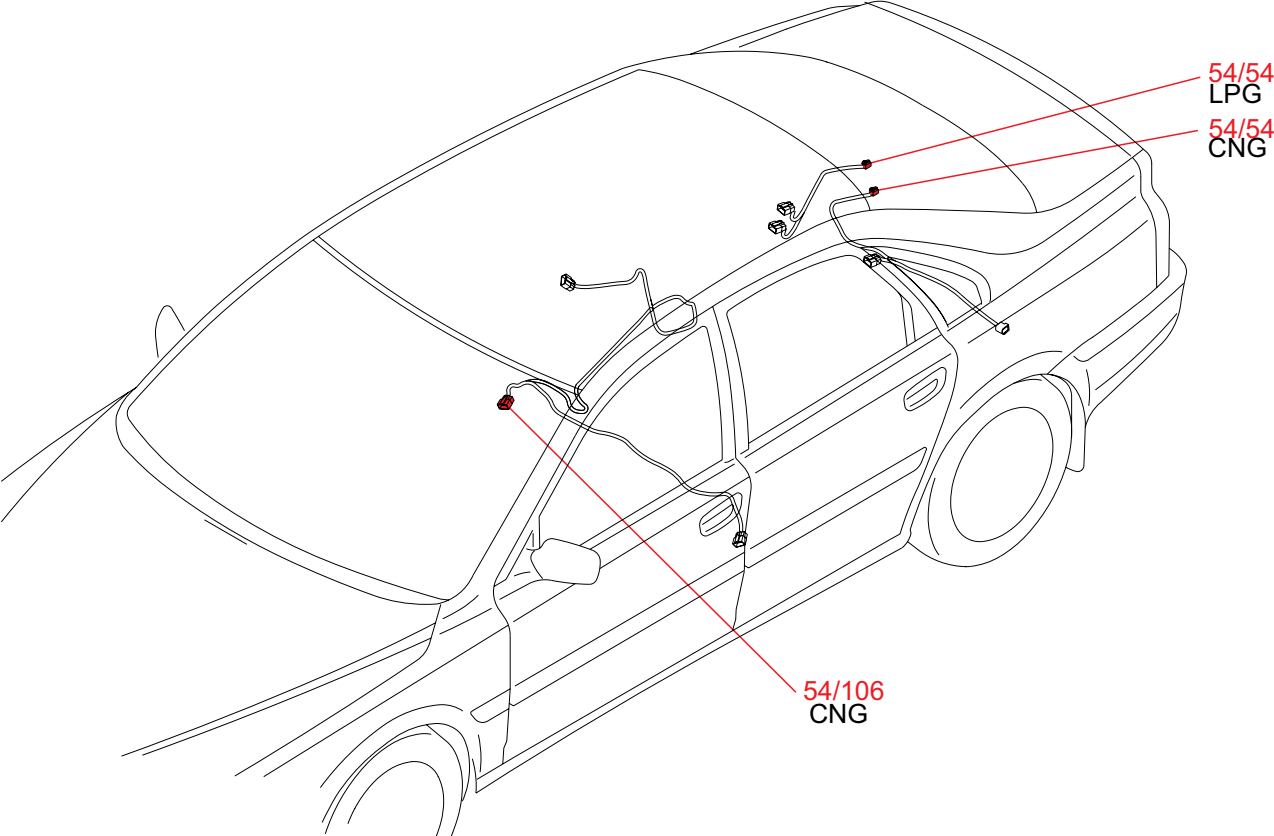
Cable harness routing in vehicle
Trunk lid harness



Cable harness routing in vehicle
Door harness



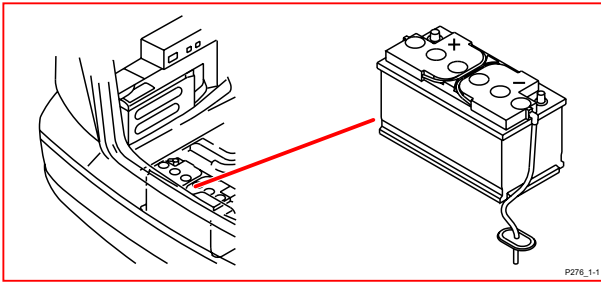
Cable harness routing in vehicle
Bi-Fuel harness



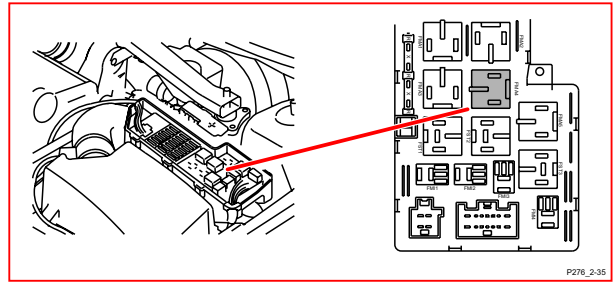
Component illustrations

1/1 - 2/182

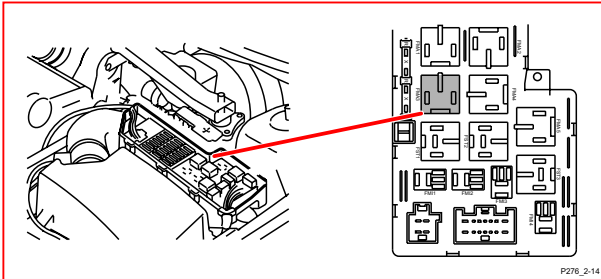
1/1 Battery



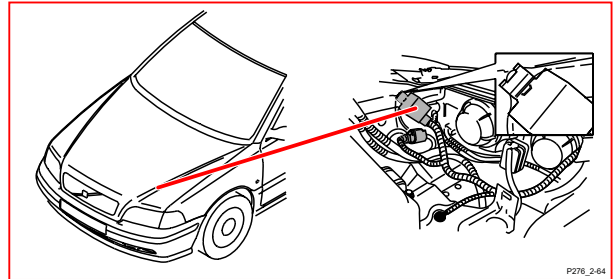
2/35 Starter motor relay



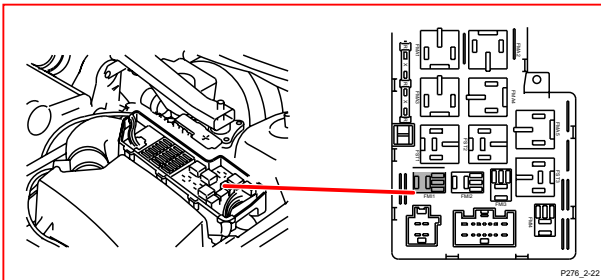
2/14 Relay, glow plug unit



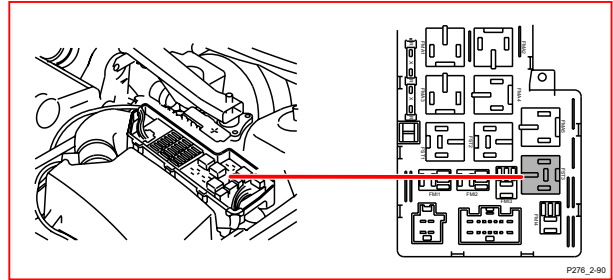
2/64 Auxiliary light (accessory) relay



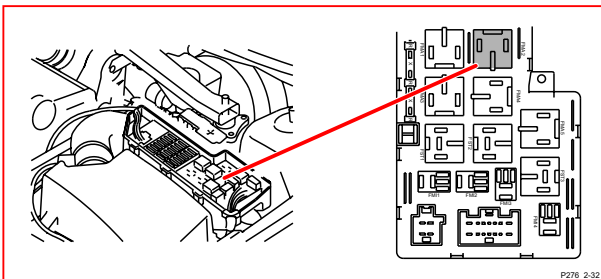
2/22 Relay, climate control system



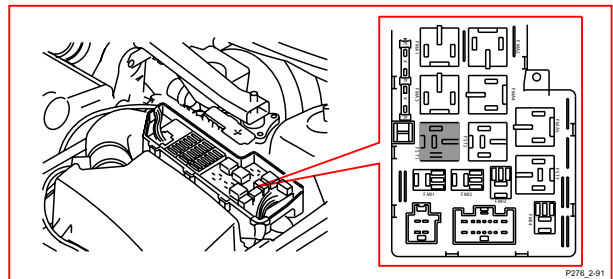
2/90 Relay, windshield wiper, low/high speed



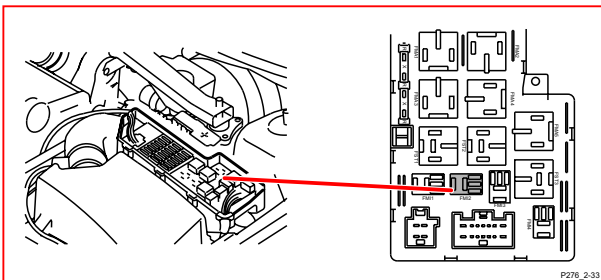
2/32 Engine management system main relay



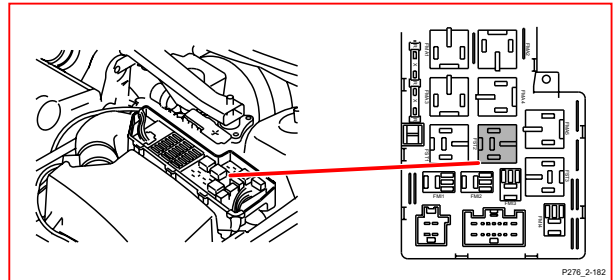
2/91 Relay, intermittent wiping



2/33 Relay, fuel system



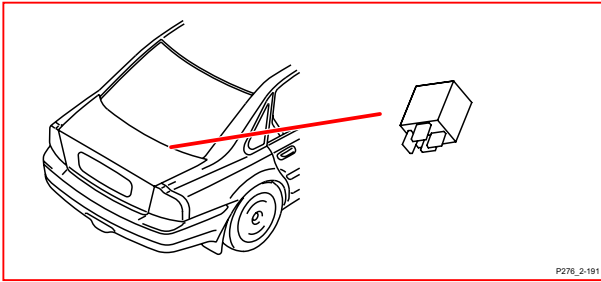
2/182 Relay, high pressure headlight washer motor



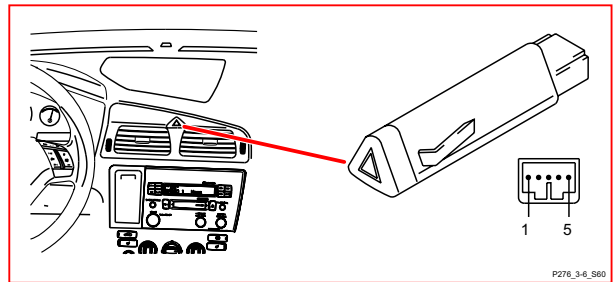
Component illustrations

2/191 - 3/10

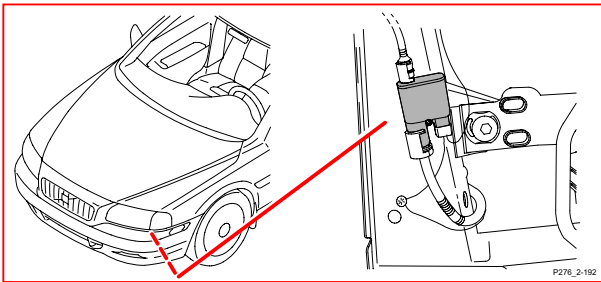
2/191 Relay, remote parking heater start, radio signal



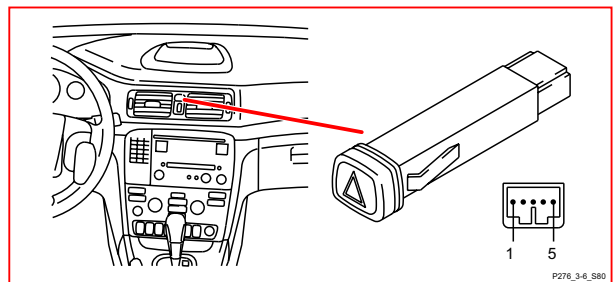
3/6 Hazard warning flasher switch S60



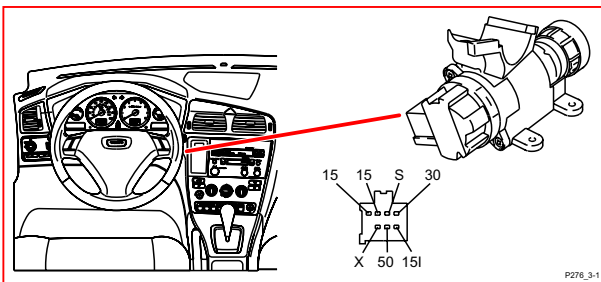
2/192 Relay (230 V), engine heater



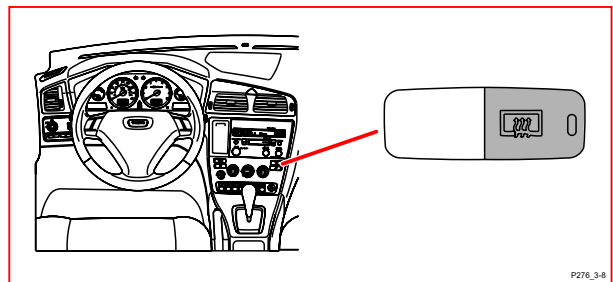
3/6 Hazard warning flasher switch S80



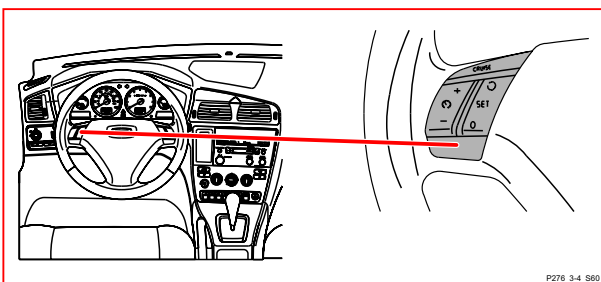
3/1 Ignition switch



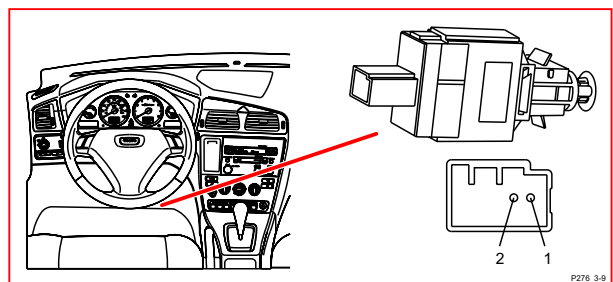
3/8 Heated rear window/door mirror switch



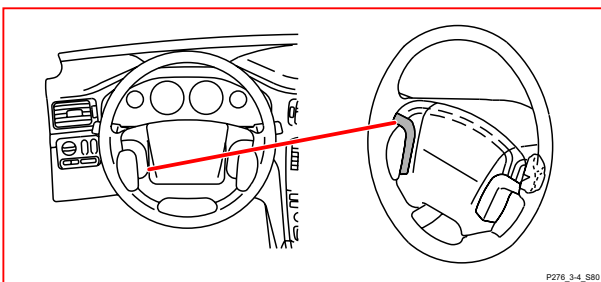
3/4 Switch unit, cruise control (SWS), S60



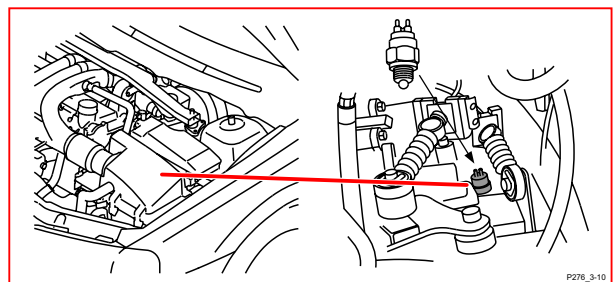
3/9 Brake light contact



3/4 Switch unit, cruise control (SWS), S80



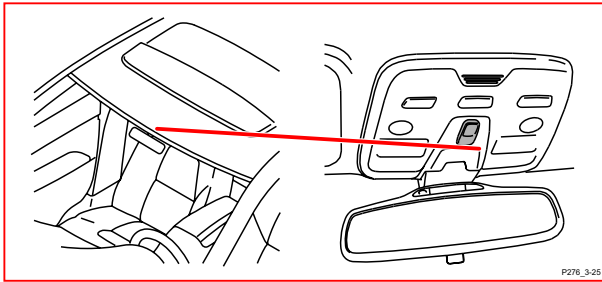
3/10 Reversing light contact



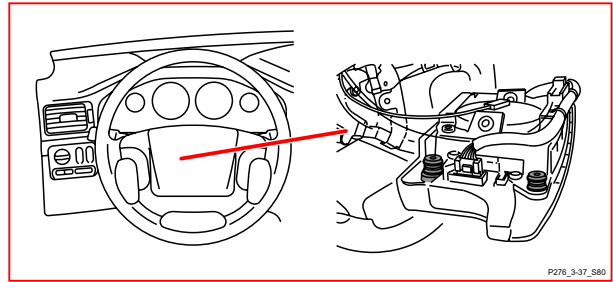
Component illustrations

3/25 - 3/62

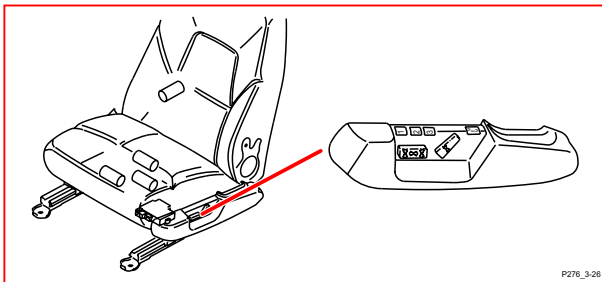
3/25 Power sunroof switch



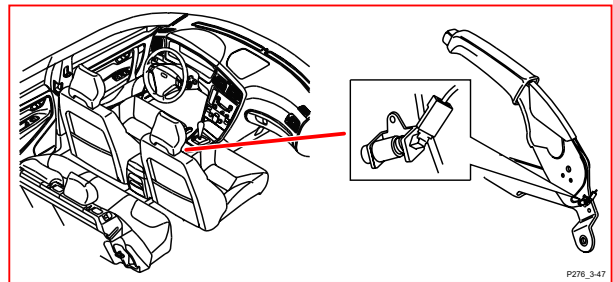
3/37 Horn contact, S80



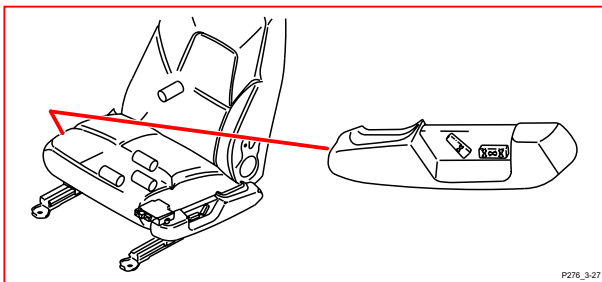
3/26 Switch unit, power driver's seat



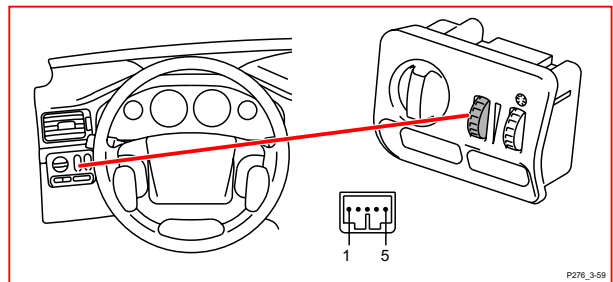
3/47 Parking brake contact



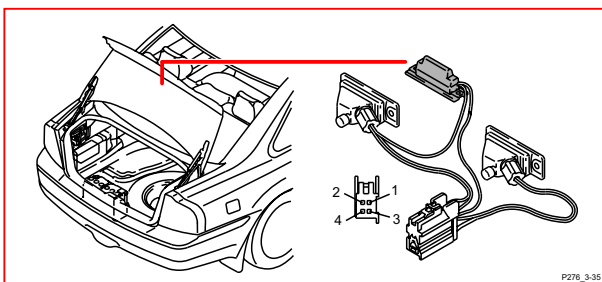
3/27 Switch unit, power passenger seat



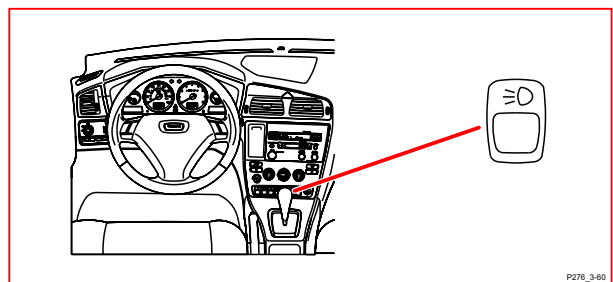
3/59 Control, beam adjustment



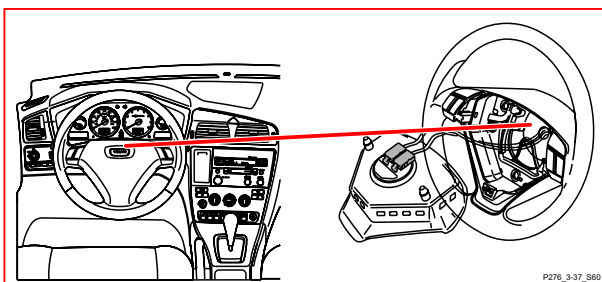
3/35 Trunk handle switch



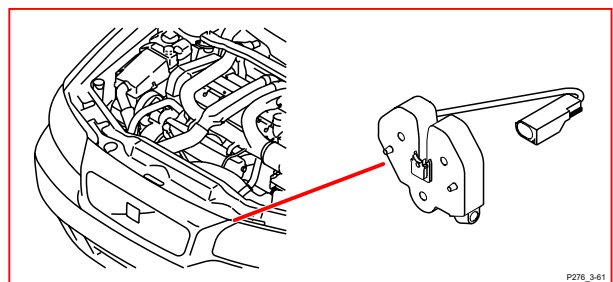
3/60 Auxiliary light switch



3/37 Horn contact, S60



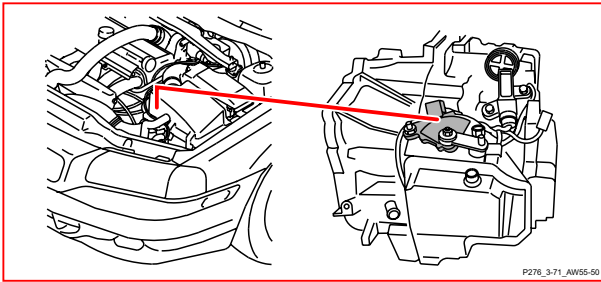
3/62 Hood alarm contact



Component illustrations

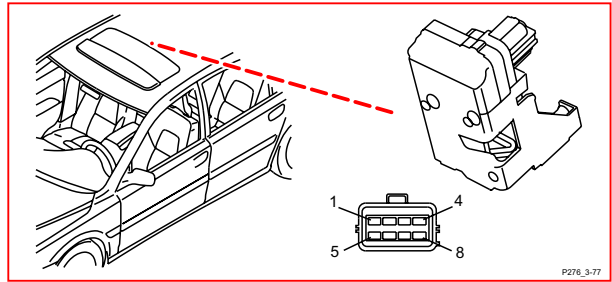
3/71 - 3/85

3/71 Gear selector contact, AW 55-50/51



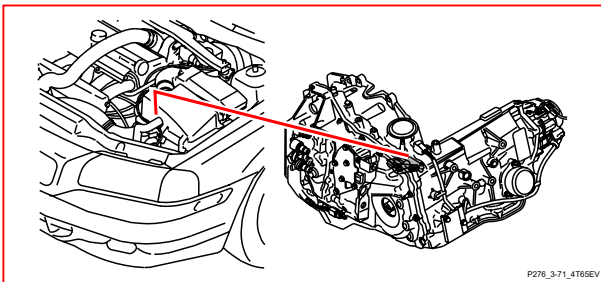
P276_3-71_AW55-50

3/77 Right-hand rear door lock unit



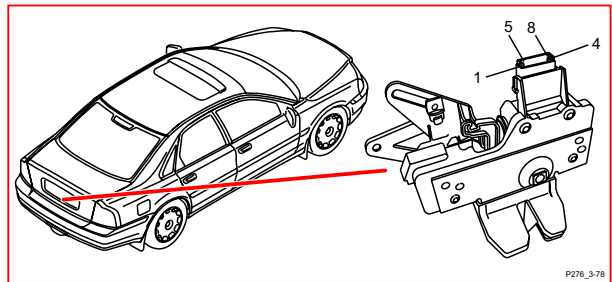
P276_3-77

3/71 Gear selector contact, 4T65EV



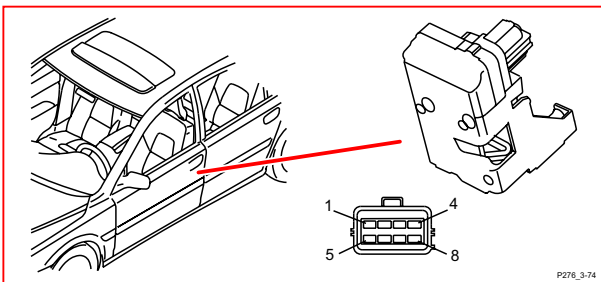
P276_3-71_4T65EV

3/78 Trunk lid lock unit



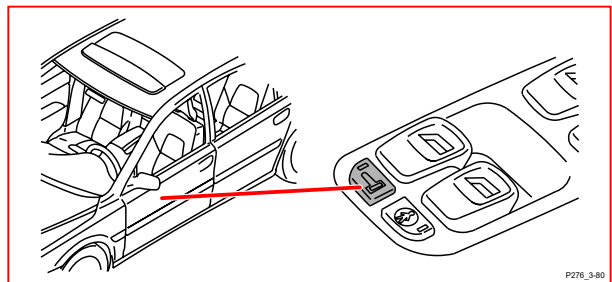
P276_3-78

3/74 Lock unit, front left door



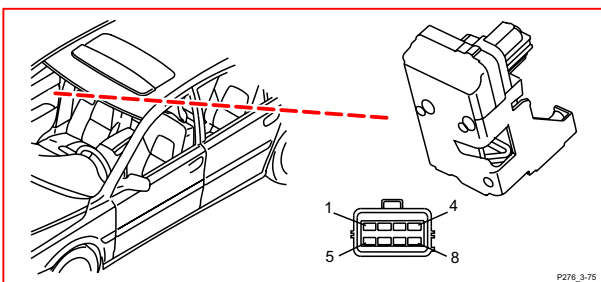
P276_3-74

3/80 Switch, left-hand central lock



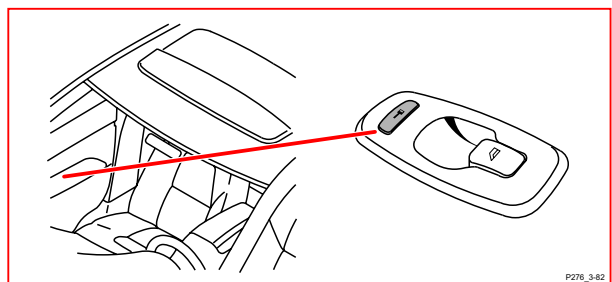
P276_3-80

3/75 Right-hand front door lock unit



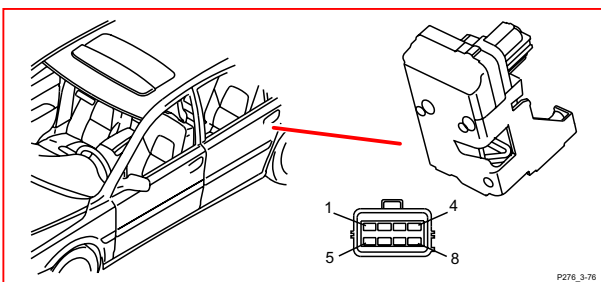
P276_3-75

3/82 Switch, right-hand central lock



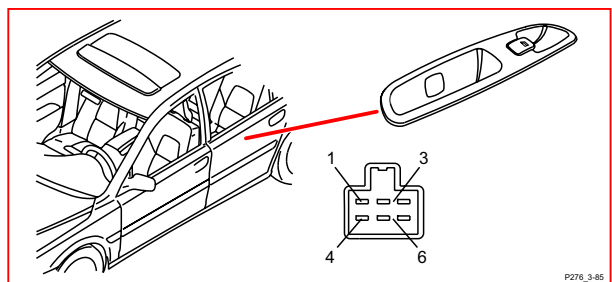
P276_3-82

3/76 Left-hand rear door lock unit



P276_3-76

3/85 Rear left door power window switch

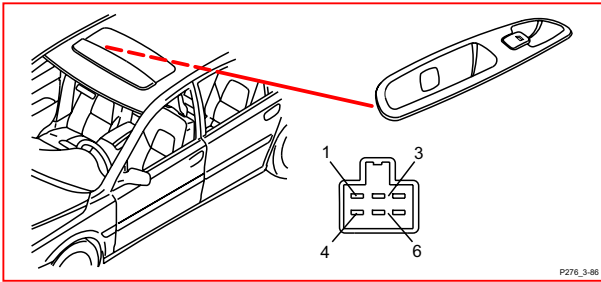


P276_3-85

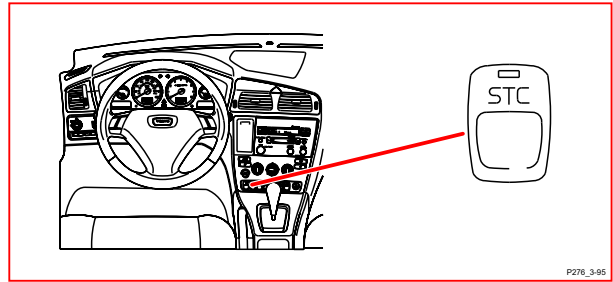
Component illustrations

3/86 - 3/117

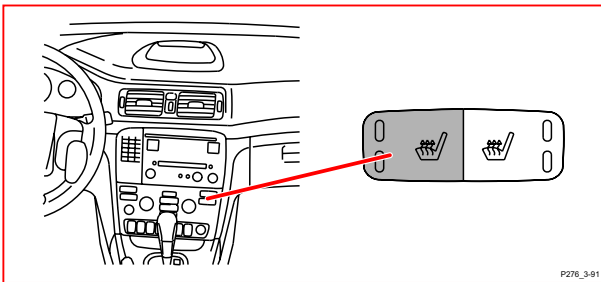
3/86 Rear right door power window switch



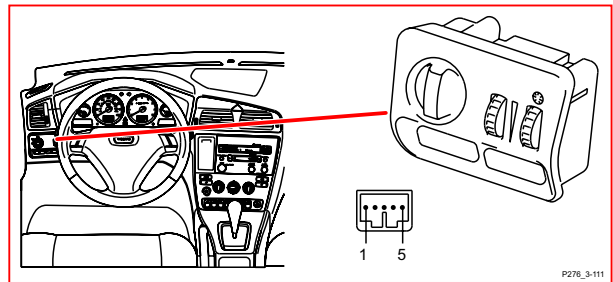
3/95 Spin control switch



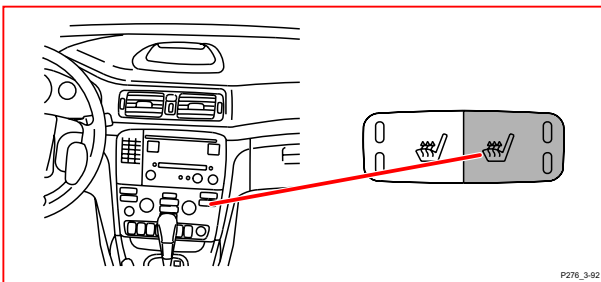
3/91 Switch, left-hand heated seat



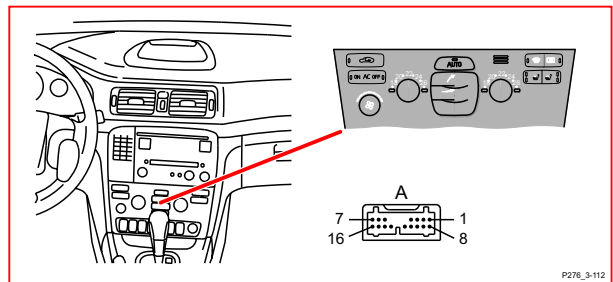
3/111 Switch unit, lights



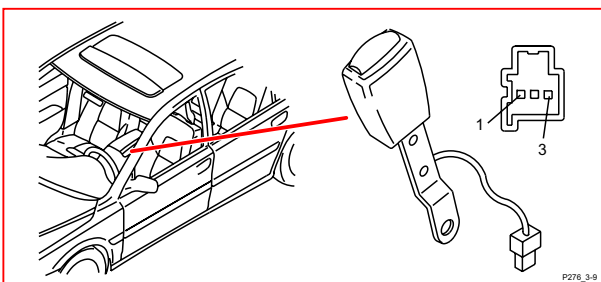
3/92 Switch, right-hand heated seat



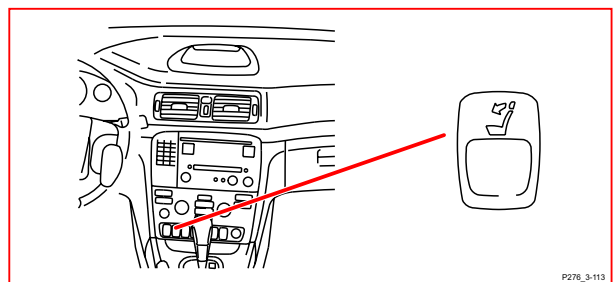
3/112 Climate Control Module (CCM)



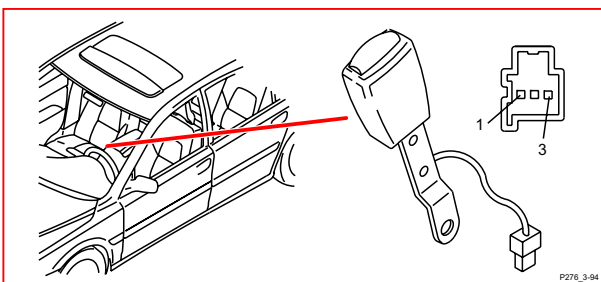
3/93 Switch, left-hand seat belt buckle



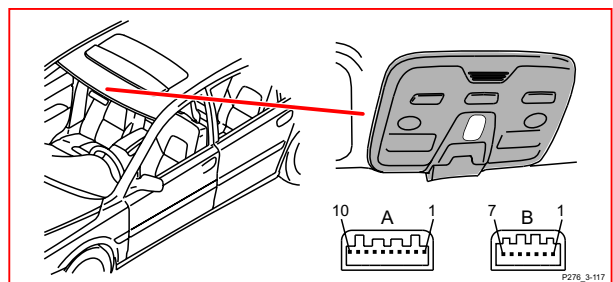
3/113 Rear adjustable head restraint relay



3/94 Switch, right-hand seat belt buckle



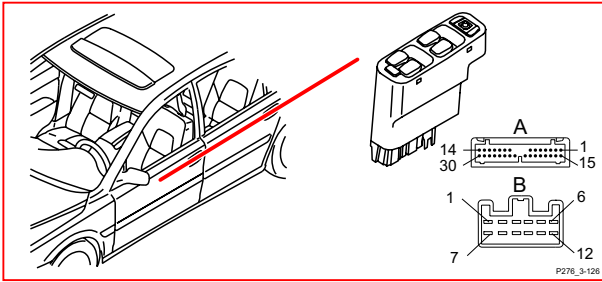
3/117 Switch unit, dome light



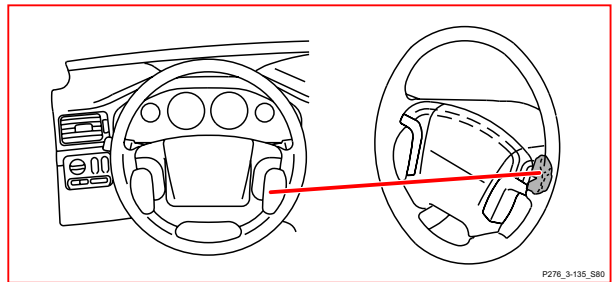
Component illustrations

3/126 - 3/171

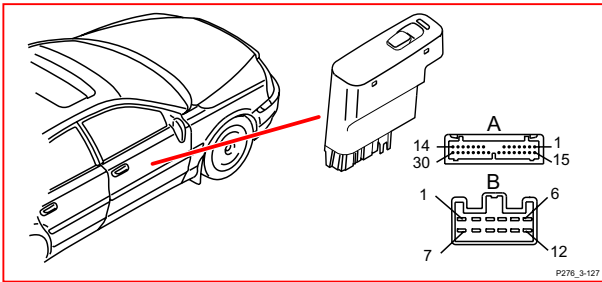
3/126 Driver/Passenger Door Module (DDM)/(PDM)



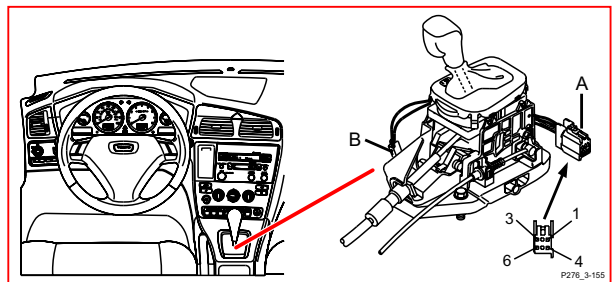
3/135 Switch, RTI, S80



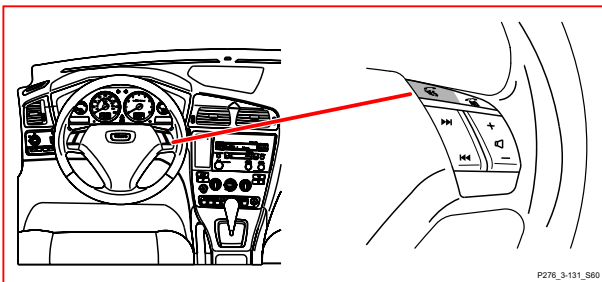
3/127 Passenger/Driver Door Module (PDM)/(DDM)



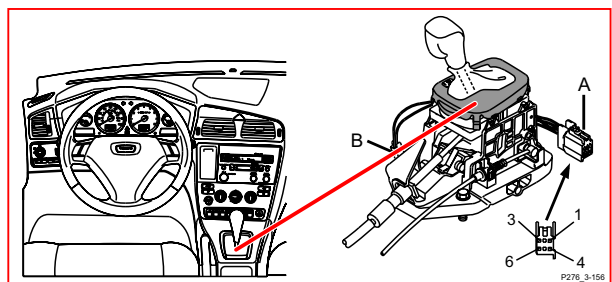
3/155 Automatic transmission program selector



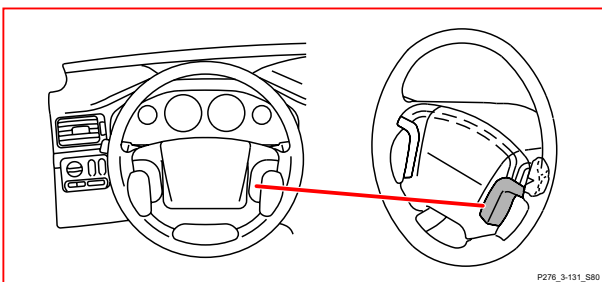
3/131 Switch, audio/cellular phone, S60



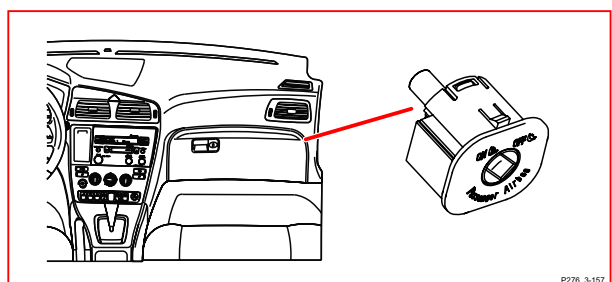
3/156 Gear Selector Module (GSM)



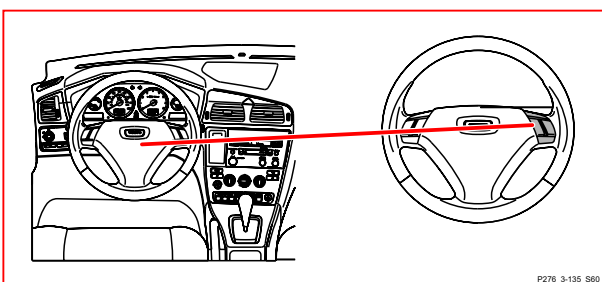
3/131 Switch, audio/cellular phone, S80



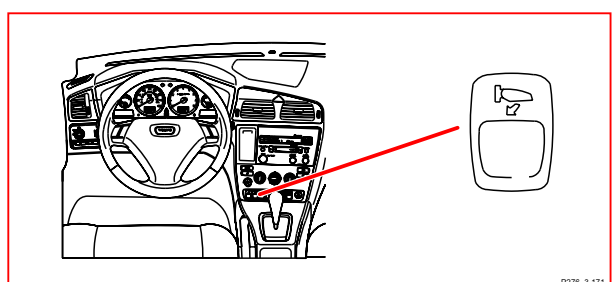
3/157 Switch, passenger side airbag



3/135 Switch, RTI, S60



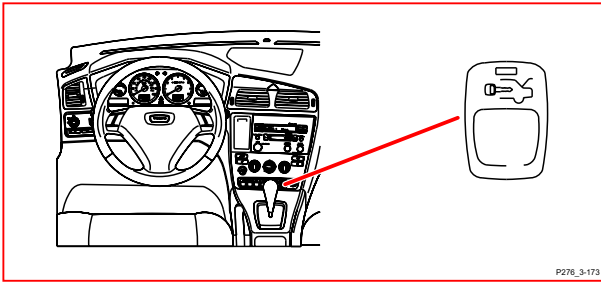
3/171 Switch, retractable door mirrors



Component illustrations

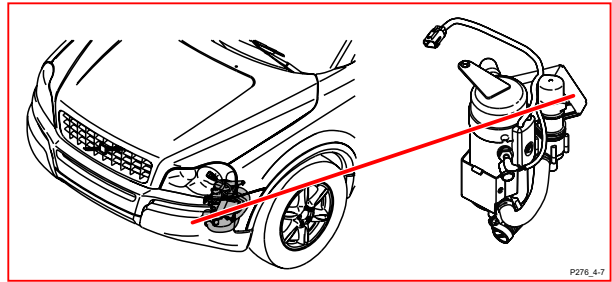
3/173 - 4/31

3/173 Switch, trunk lid private lock



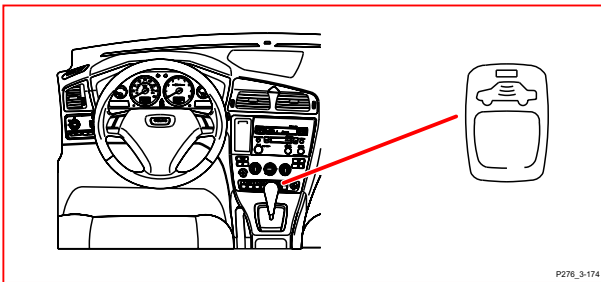
P276_3-173

4/7 Combustion Preheater Module (CPM)



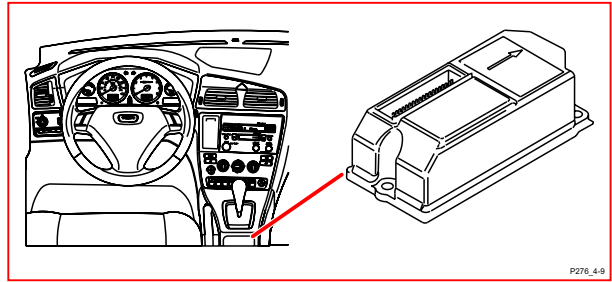
P276_4-7

3/174 Switch, reduced alarm



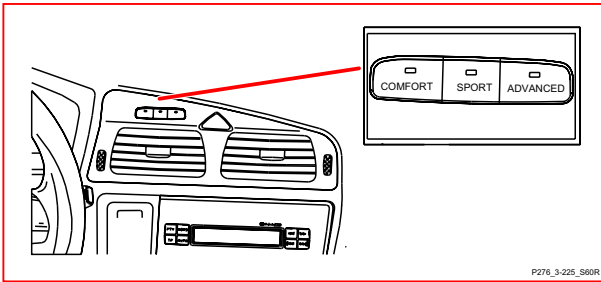
P276_3-174

4/9 Control module, Supplemental Restraint System (SRS)



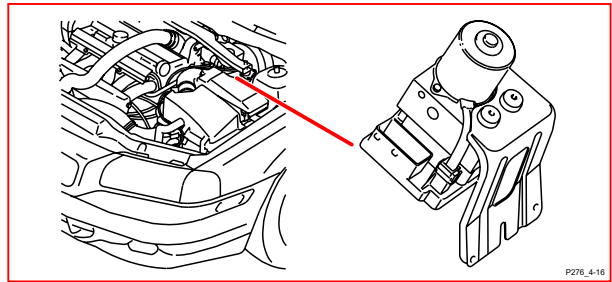
P276_4-9

3/225 Switch unit, Continuously Controlled Damping (CCD), S60R



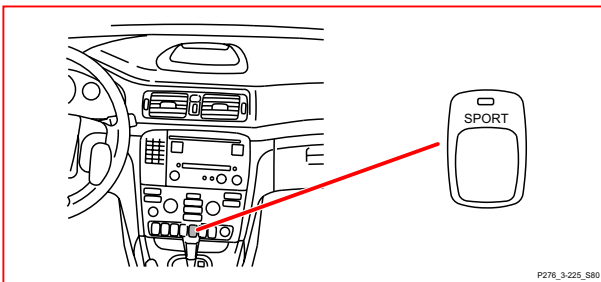
P276_3-225_S60R

4/16 Brake control module (BCM)



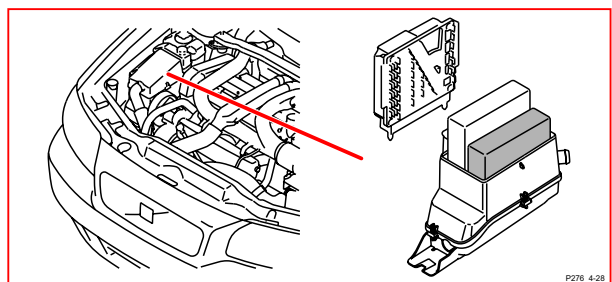
P276_4-16

3/225 Switch unit, Continuously Controlled Damping (CCD), S80



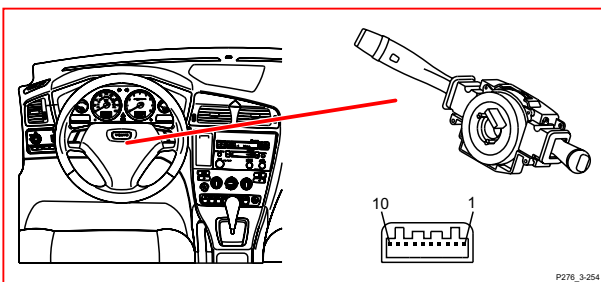
P276_3-225_S80

4/28 Transmission Control Module (TCM)



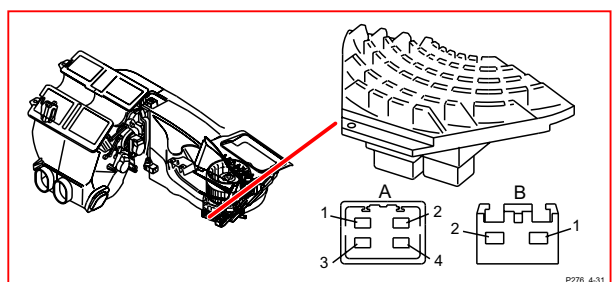
P276_4-28

3/254 Steering Wheel Module (SWM)



P276_3-254

4/31 Fan control module

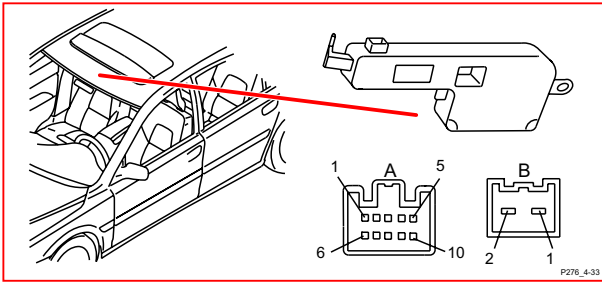


P276_4-31

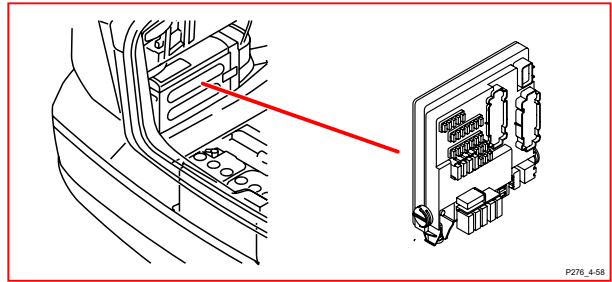
Component illustrations

4/33 - 4/76

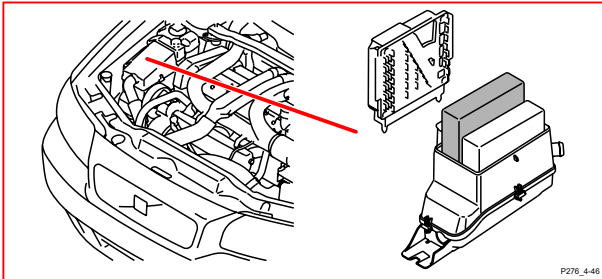
4/33 Sunroof control module



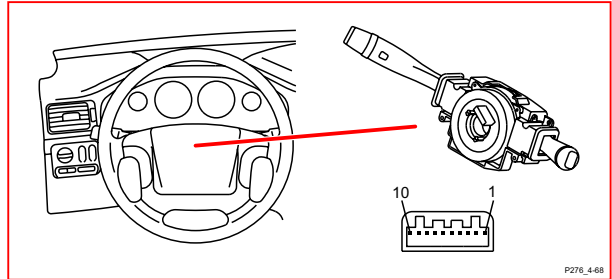
4/58 Rear Electronic Module (REM)



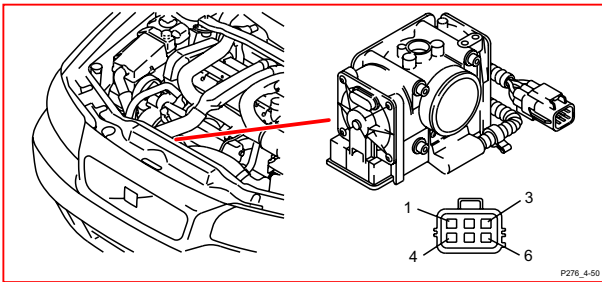
4/46 Engine Control Module (ECM)



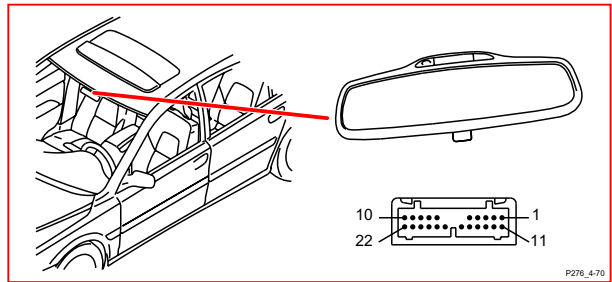
4/68 Steering Angle Sensor Module (SAS)



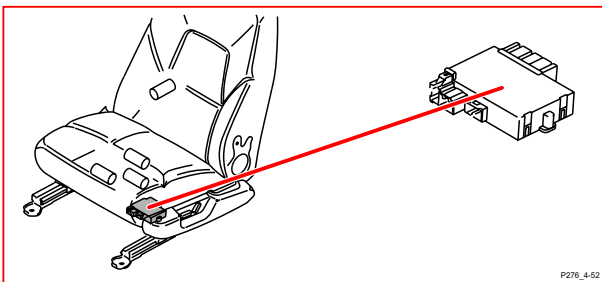
4/50 Electronic Throttle Module (ETM)



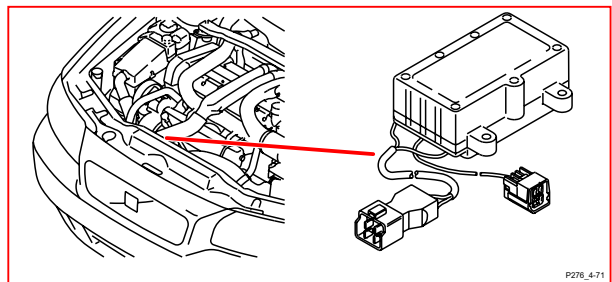
4/70 Upper Electronic Module (UEM)



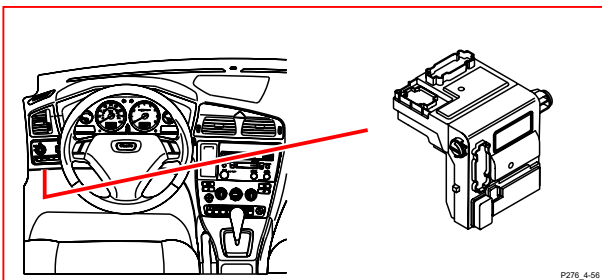
4/52 Power Seat Module (PSM)



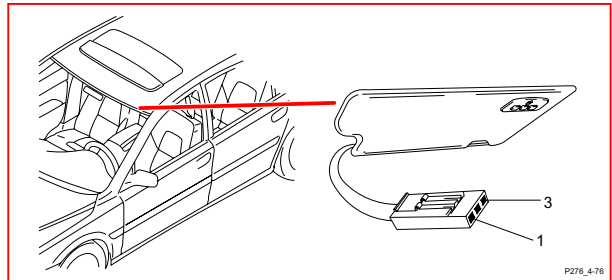
4/71 Cooling fan control module



4/56 Central Electronic Module (CEM)



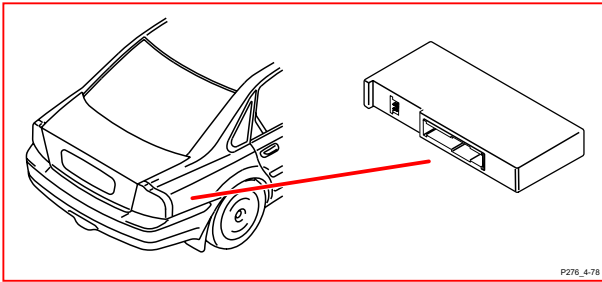
4/76 Remote control unit for garage door opener



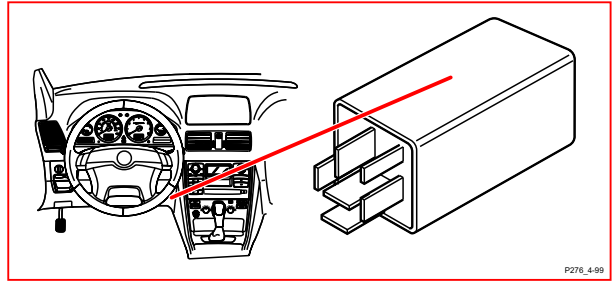
Component illustrations

4/78 - 5/1

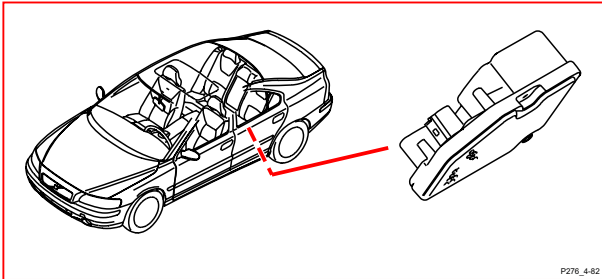
4/78 Accessory Electronic Module (AEM)



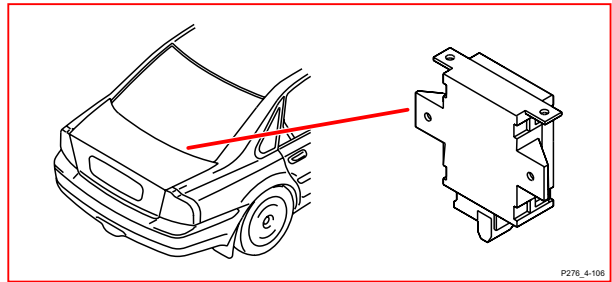
4/99 Electronic power steering control module



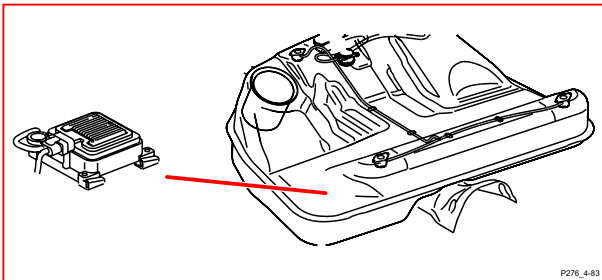
4/82 Differential Electronic Module (DEM)



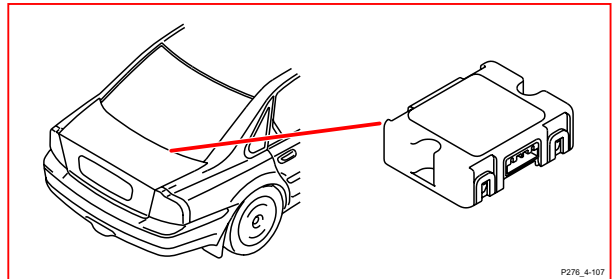
4/106 Control module, remote parking heater start



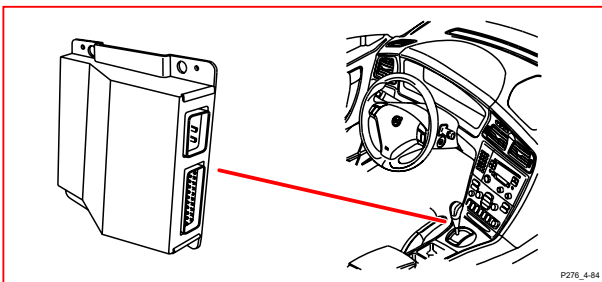
4/83 Fuel pump control module



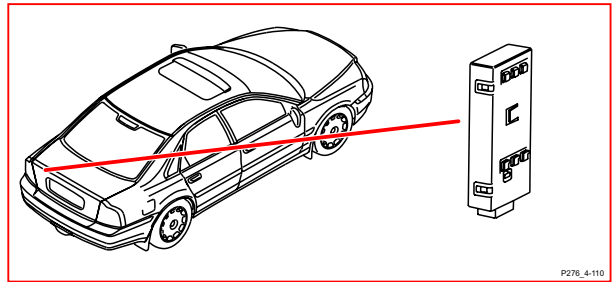
4/107 Control module, parking heater, Call start



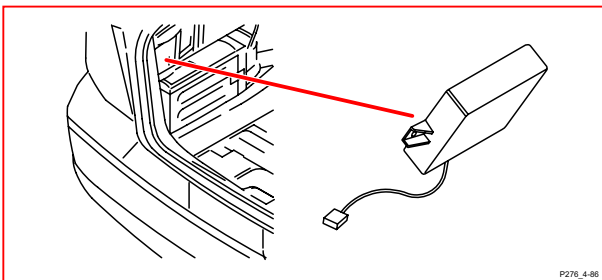
4/84 Suspension Module (SUM)



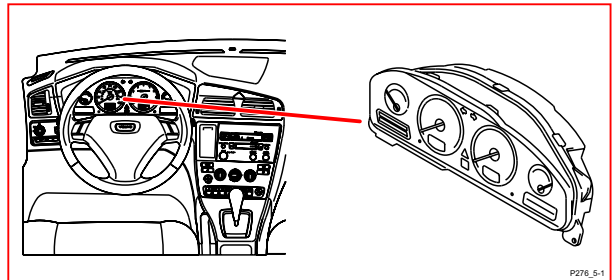
4/110 Trailer Module (TRM)



4/86 Parking Assistance Module (PAM)



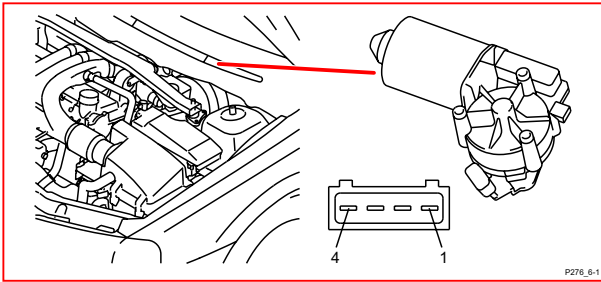
5/1 Driver Information Module (DIM)



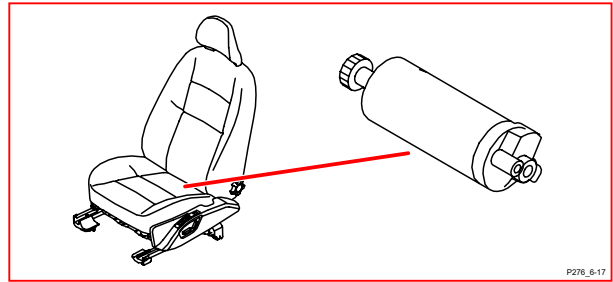
Component illustrations

6/1 - 6/25

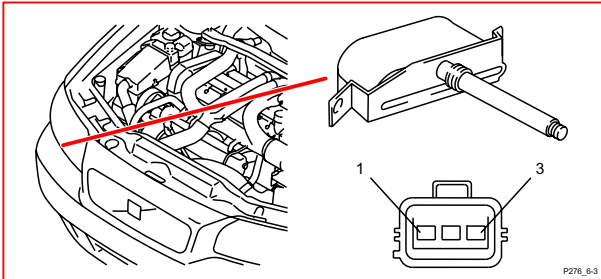
6/1 Windshield wiper motor



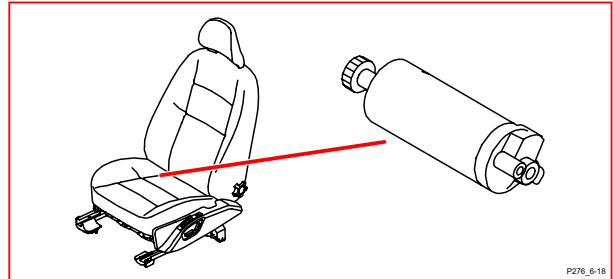
6/17 Driver seat motor, up/down front edge



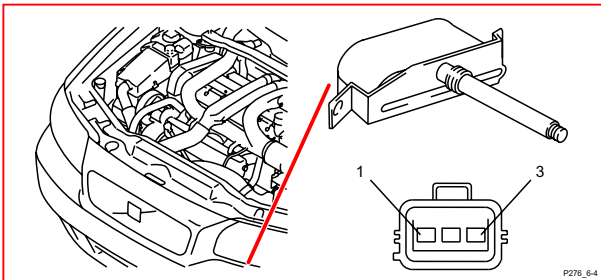
6/3 Right-hand headlight wiper motor



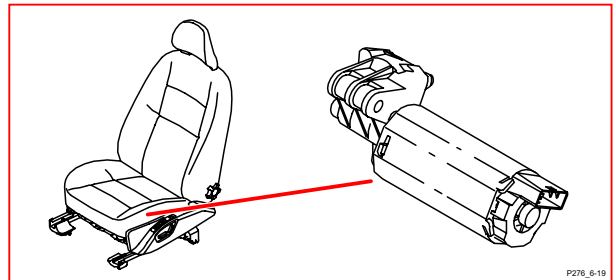
6/18 Driver seat motor, up/down rear edge



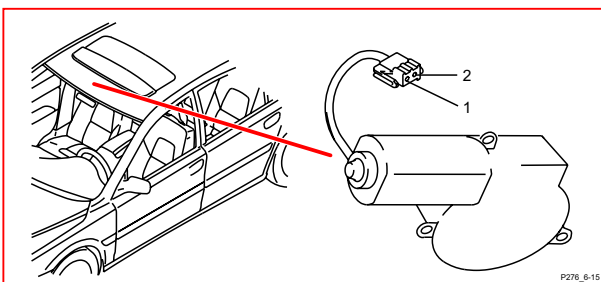
6/4 Left-hand headlight wiper motor



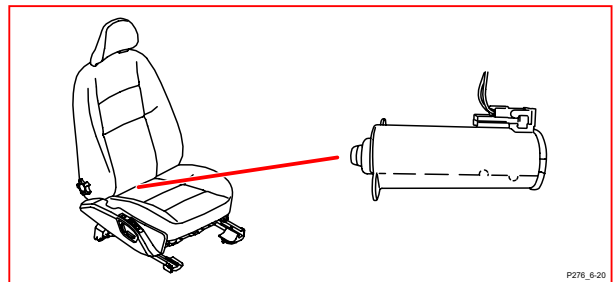
6/19 Driver seat motor, forward/backward



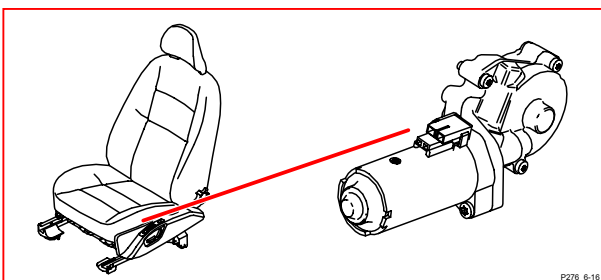
6/15 Sunroof motor



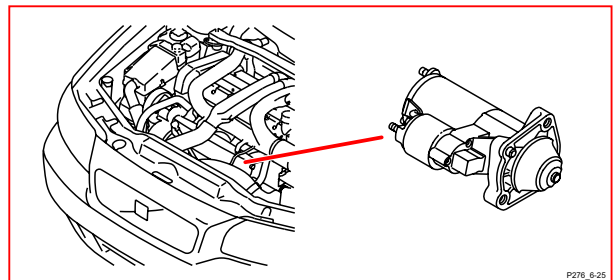
6/20 Passenger seat motor, forward/backward



6/16 Driver seat motor, backrest angle



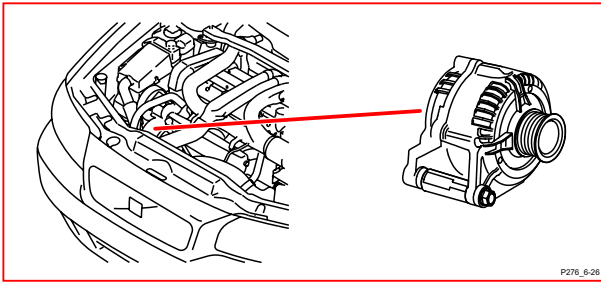
6/25 Starter motor



Component illustrations

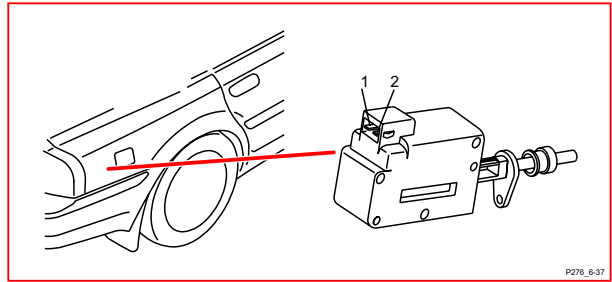
6/26 - 6/48

6/26 Alternator Control Module (ACM)



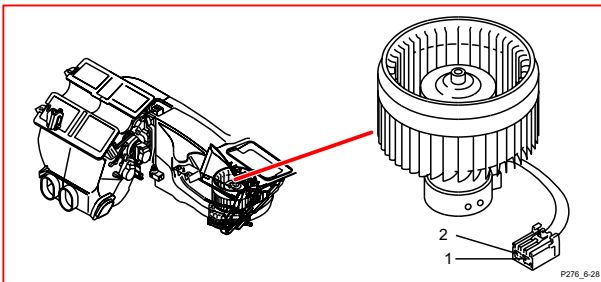
P276_6-26

6/37 Lock motor, fuel filler flap



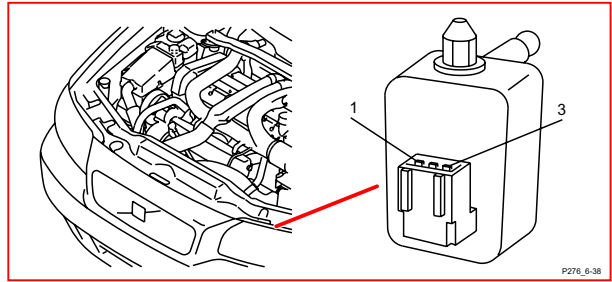
P276_6-37

6/28 Motor, passenger compartment fan



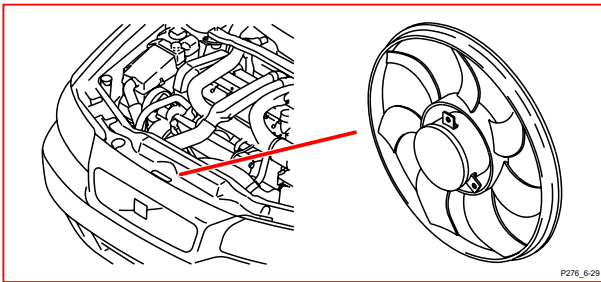
P276_6-28

6/38 Left-hand headlight level adjustment motor



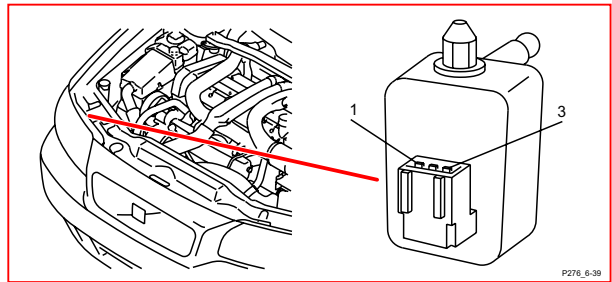
P276_6-38

6/29 Motor, electric cooling fan



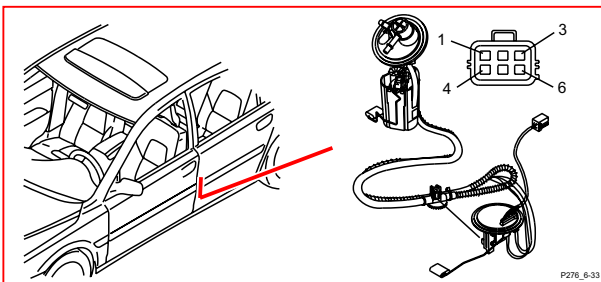
P276_6-29

6/39 Right-hand headlight adjustment motor



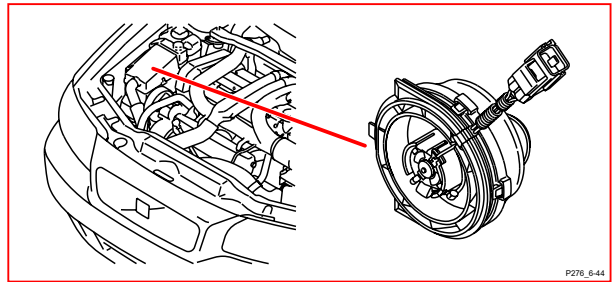
P276_6-39

6/33 Fuel pump



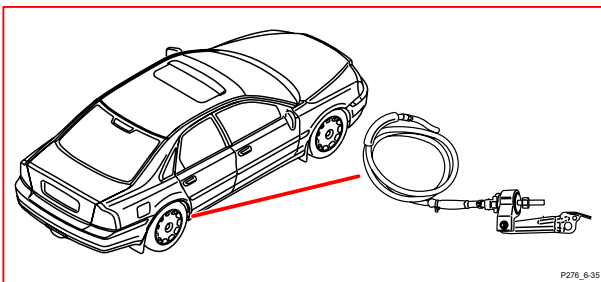
P276_6-33

6/44 Cooling fan, electric box, engine compartment



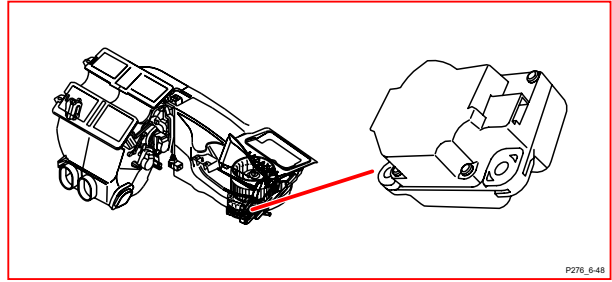
P276_6-44

6/35 Fuel pump, auxiliary heater



P276_6-35

6/48 Damper Motor Module (DMM), recirculation

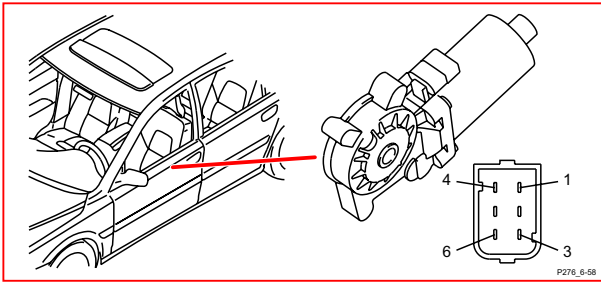


P276_6-48

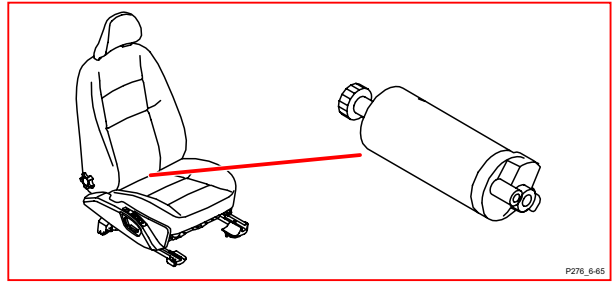
Component illustrations

6/58 - 6/73

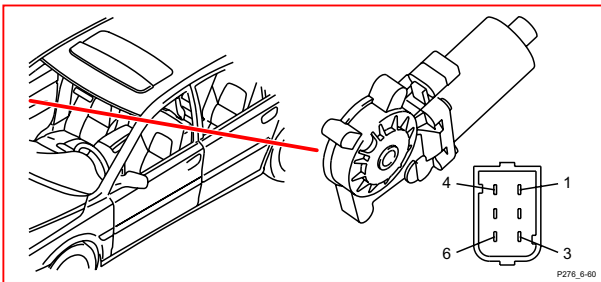
6/58 Motor, front left power window



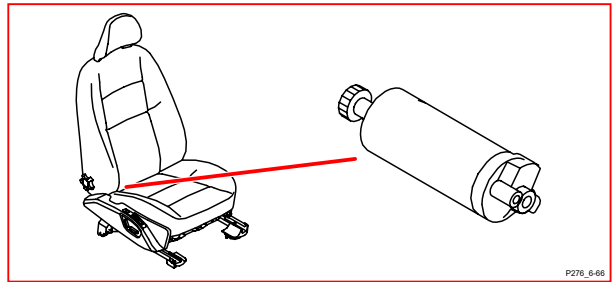
6/65 Passenger seat motor, up/down front edge



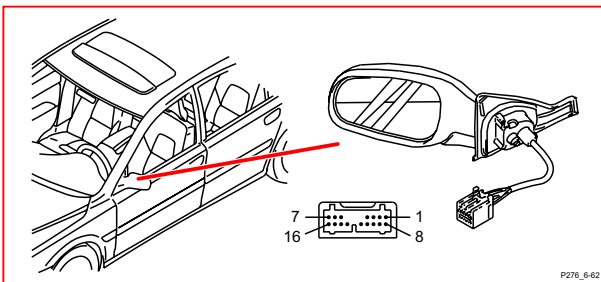
6/60 Motor, front right power window



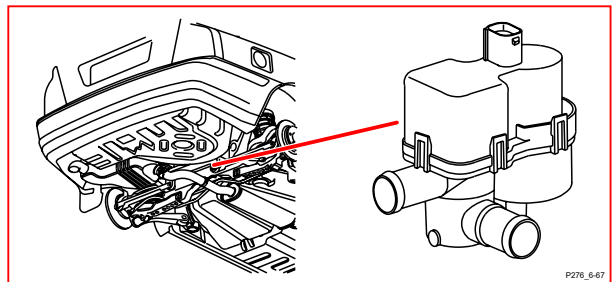
6/66 Passenger seat motor, up/down rear edge



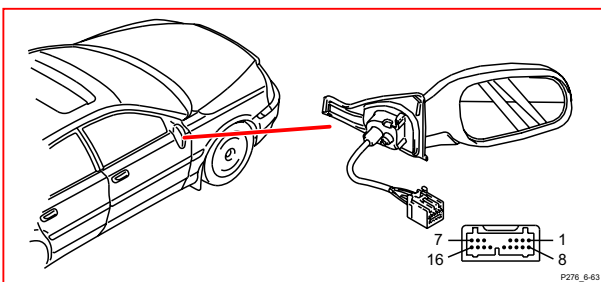
6/62 Power driver's door mirror



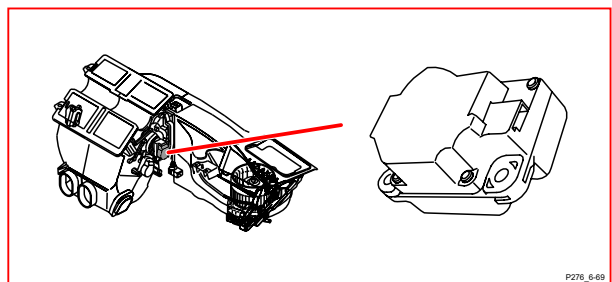
6/67 Pump, fuel leakage control



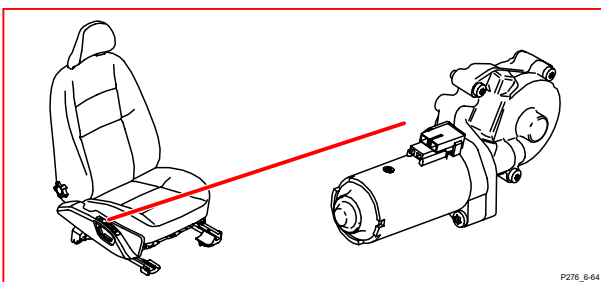
6/63 Power passenger door mirror



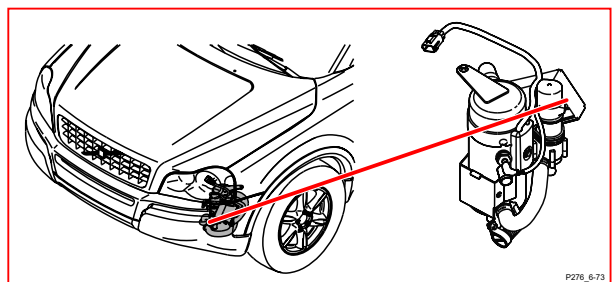
6/69 Damper Motor Module (DMM)



6/64 Passenger seat motor, backrest angle



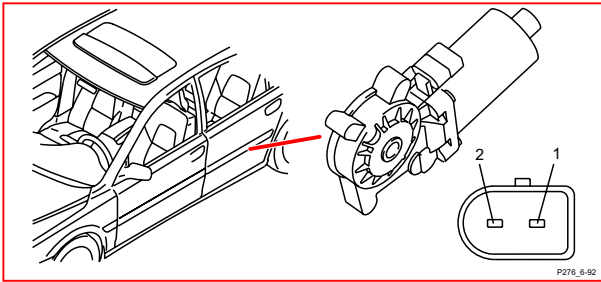
6/73 Coolant pump, auxiliary heater



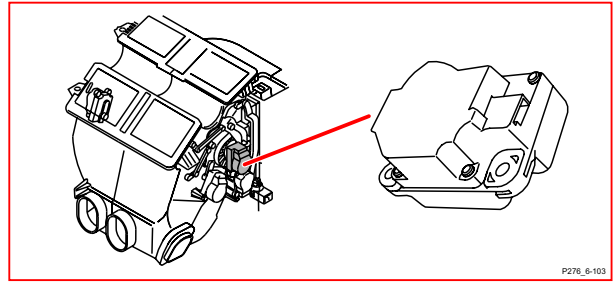
Component illustrations

6/92 - 6/120

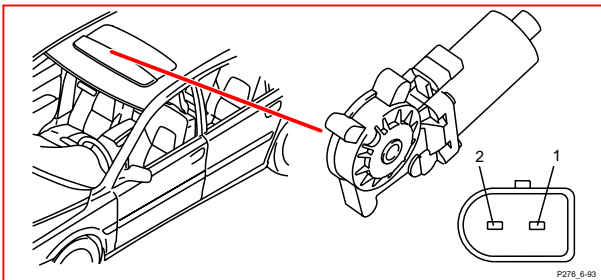
6/92 Motor, rear left power window



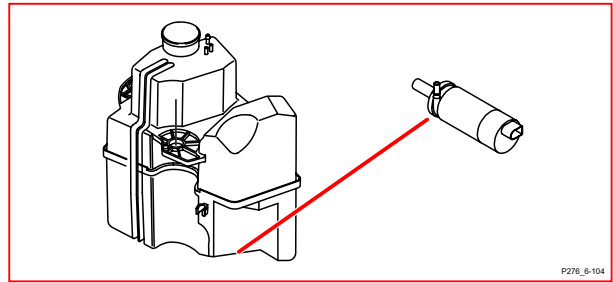
6/103 Damper Motor Module (DMM), floor/ventilation



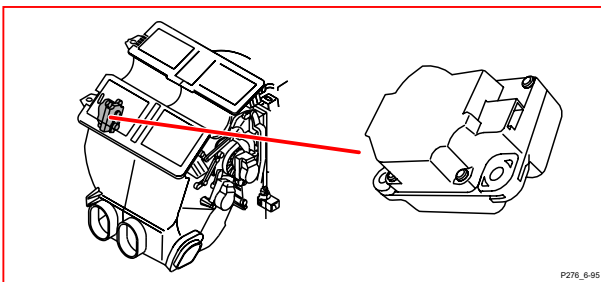
6/93 Motor, rear right power window



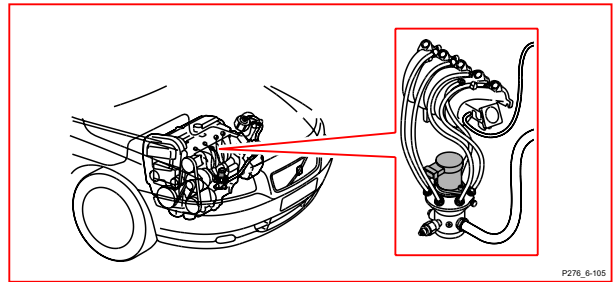
6/104 High pressure headlight washer motor



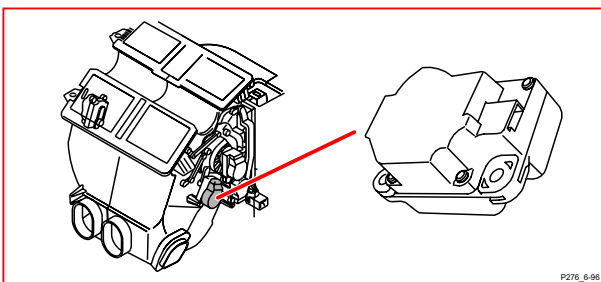
6/95 Damper Motor Module (DMM), left-hand side



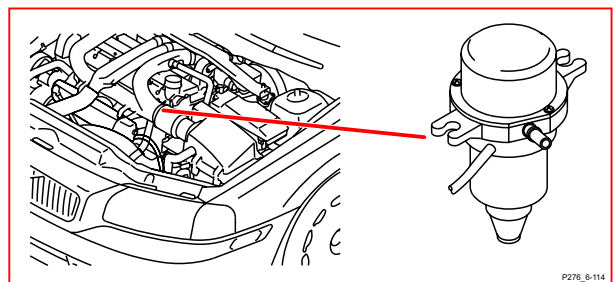
6/105 Fuel distributor, gas



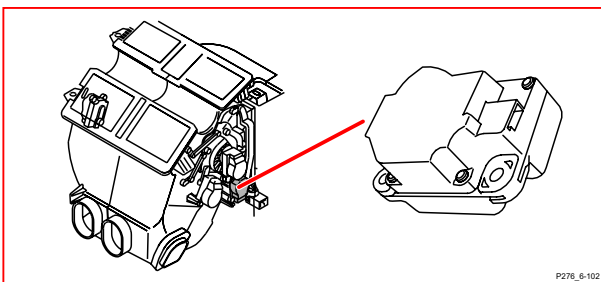
6/96 Damper Motor Module (DMM), right-hand side



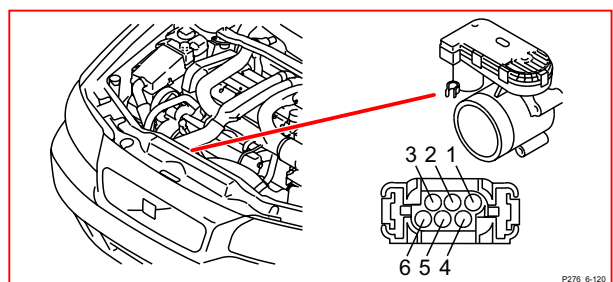
6/114 Vacuum pump



6/102 Damper Motor Module (DMM), defroster



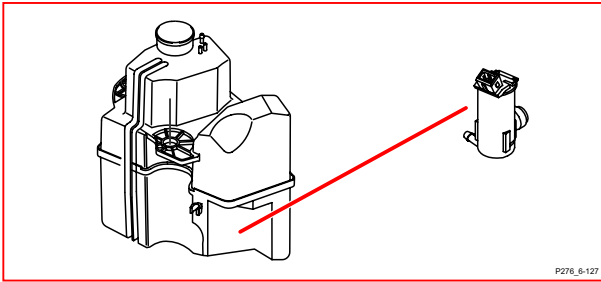
6/120 Engine throttle body



Component illustrations

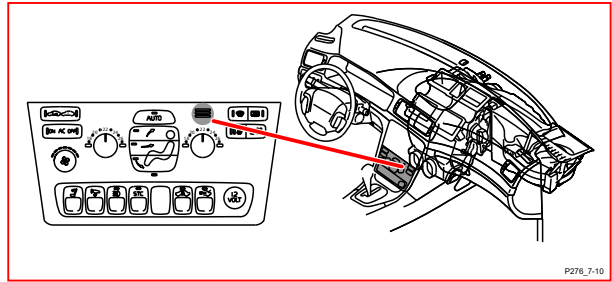
6/127 - 7/16

6/127 Washer motor



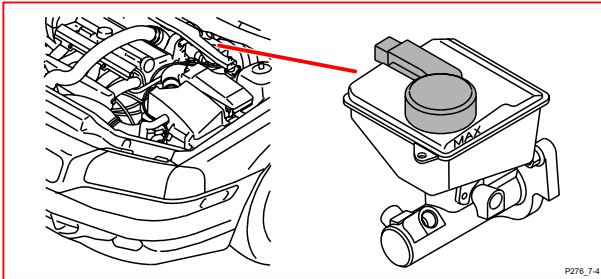
P276_6-127

7/10 Interior temperature sensor



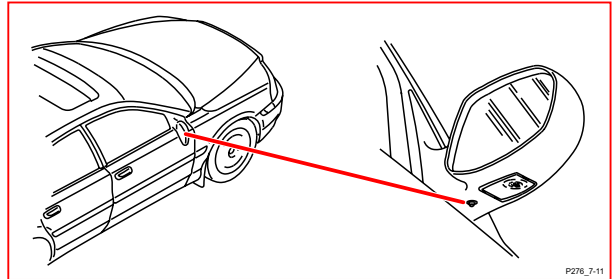
P276_7-10

7/4 Brake fluid level sensor



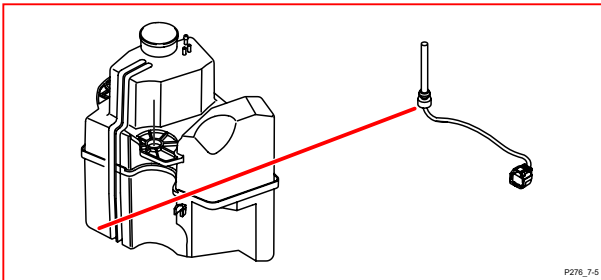
P276_7-4

7/11 Outside temperature sensor



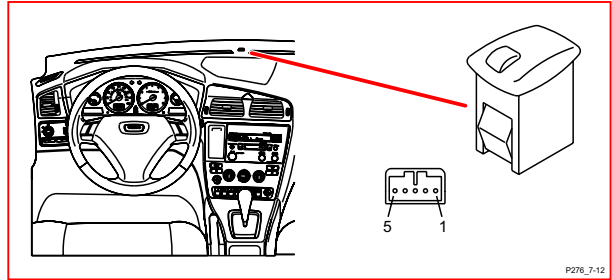
P276_7-11

7/5 Washer fluid level sensor



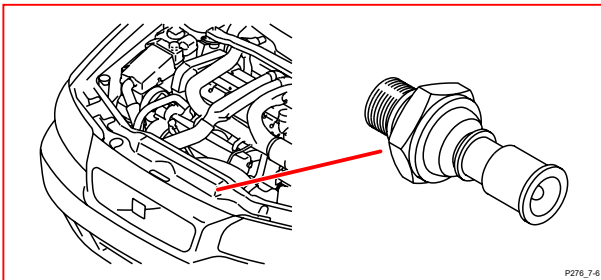
P276_7-5

7/12 Solar sensor, twilight sensor and indicator alarm



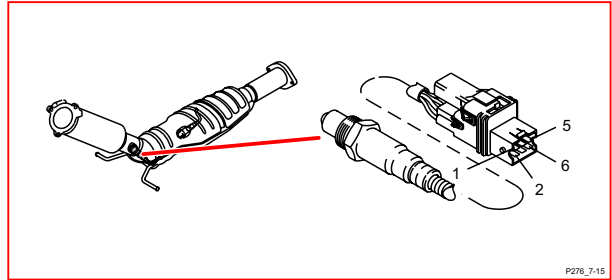
P276_7-12

7/6 Oil pressure sensor



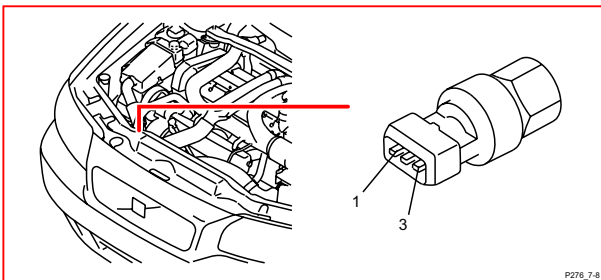
P276_7-6

7/15 Heated oxygen sensor, front



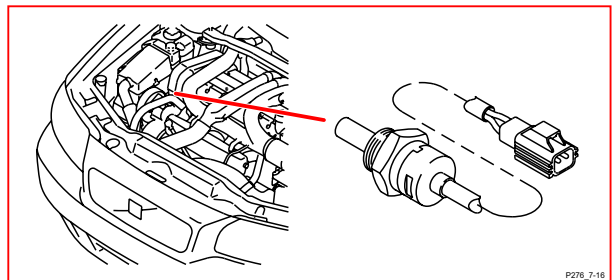
P276_7-15

7/8 Pressure sensor, climate control system



P276_7-8

7/16 Coolant temperature sensor

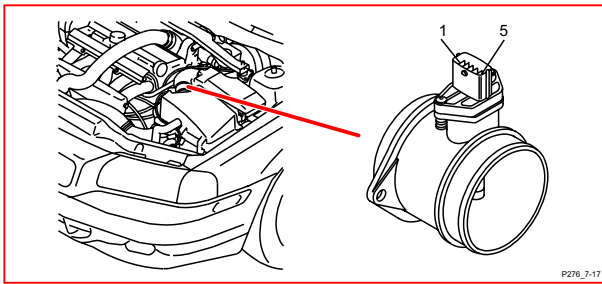


P276_7-16

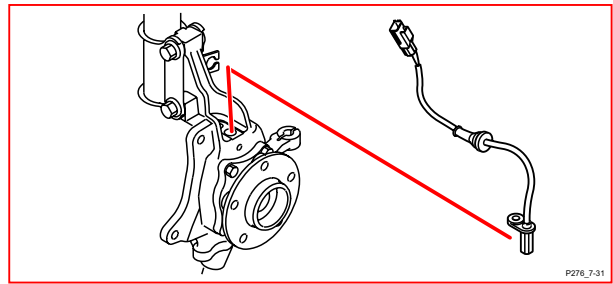
Component illustrations

7/17 - 7/51

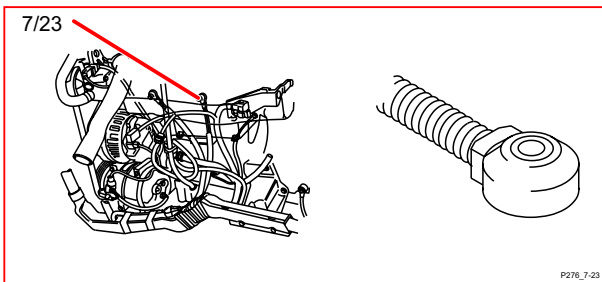
7/17 Mass airflow sensor (MAF)



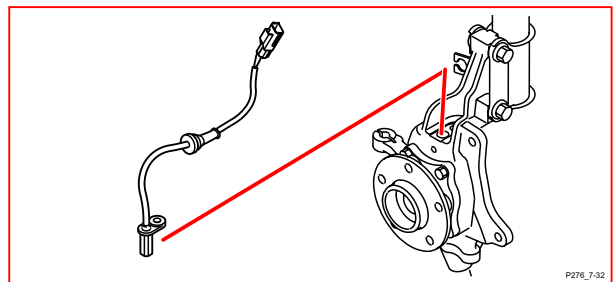
7/31 Left-hand front ABS sensor



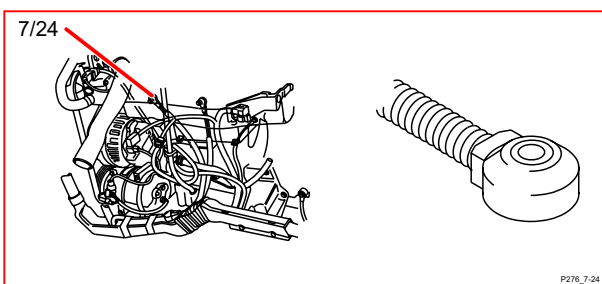
7/23 Rear knock sensor



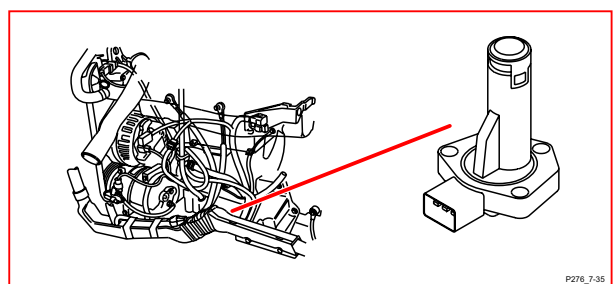
7/32 Right-hand front ABS sensor



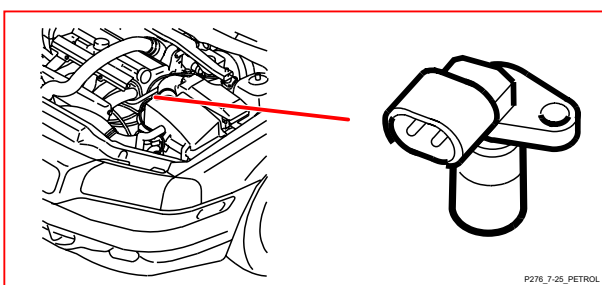
7/24 Front knock sensor



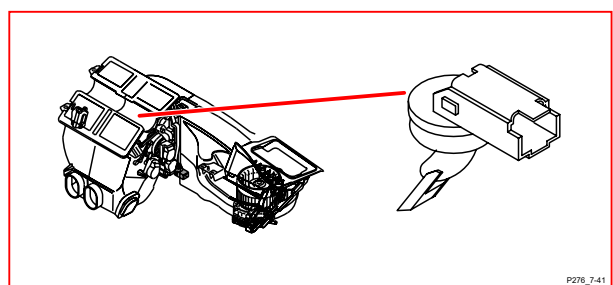
7/35 Oil level sensor



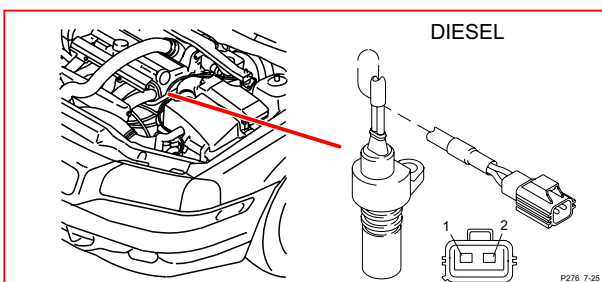
7/25 Impulse sensor, gasoline



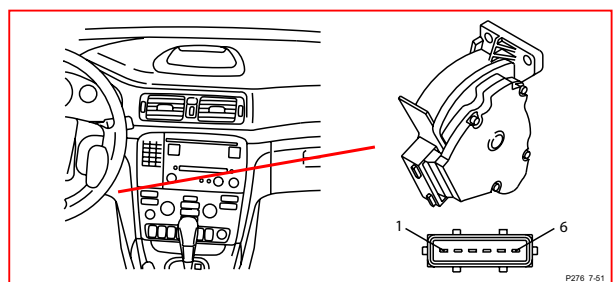
7/41 Temperature sensor, evaporator



7/25 Impulse sensor, diesel



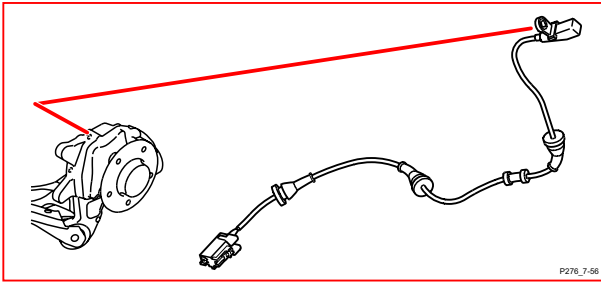
7/51 Accelerator pedal sensor



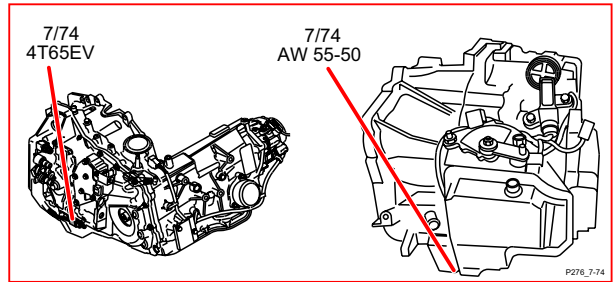
Component illustrations

7/56 - 7/88

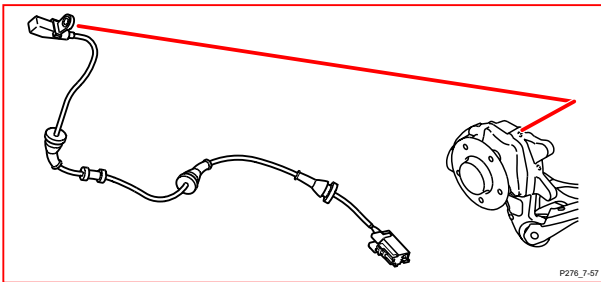
7/56 Left-hand rear ABS sensor



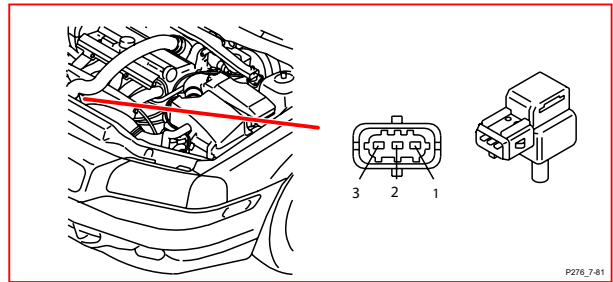
7/74 Oil temperature sensor, automatic transmission



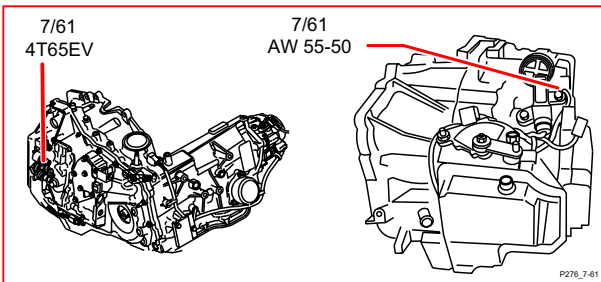
7/57 Right-hand rear ABS sensor



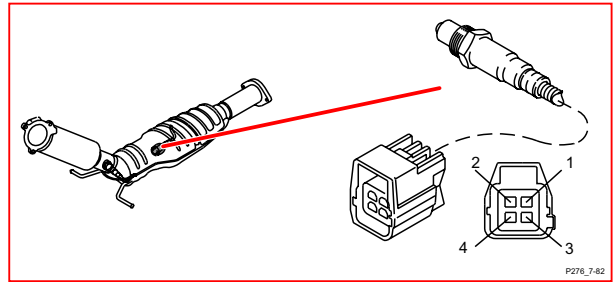
7/81 Pressure sensor, intake manifold



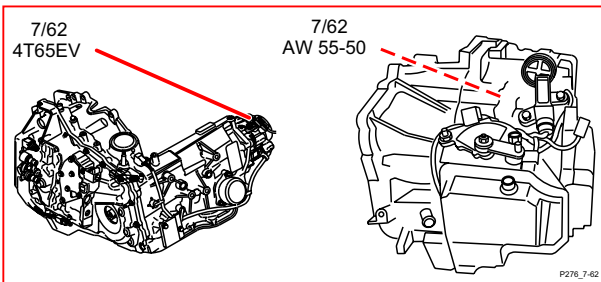
7/61 Input speed sensor



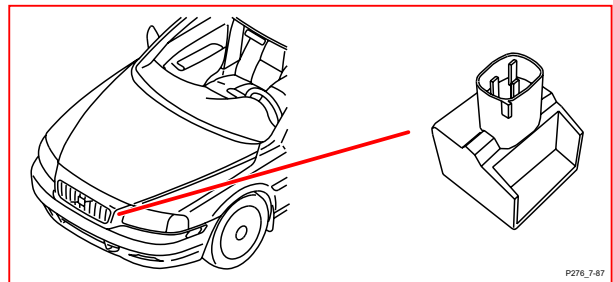
7/82 Heated oxygen sensor, rear



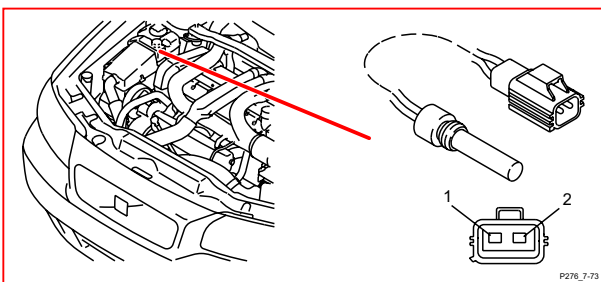
7/62 Output speed sensor



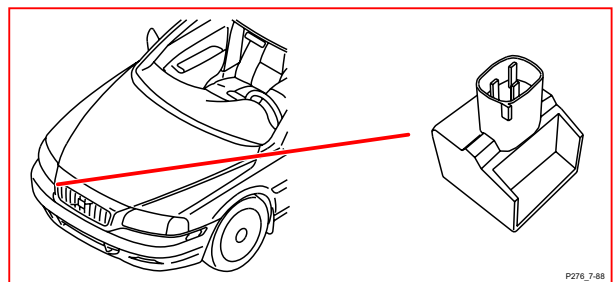
7/87 Acceleration sensor, Four-C, front left



7/73 Coolant level sensor



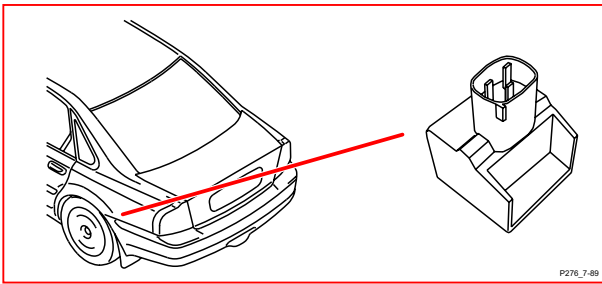
7/88 Acceleration sensor, Four-C, front right



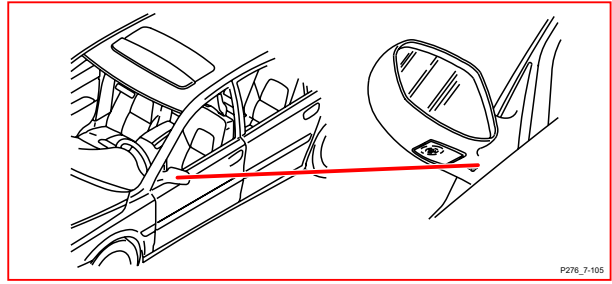
Component illustrations

7/89 - 7/111

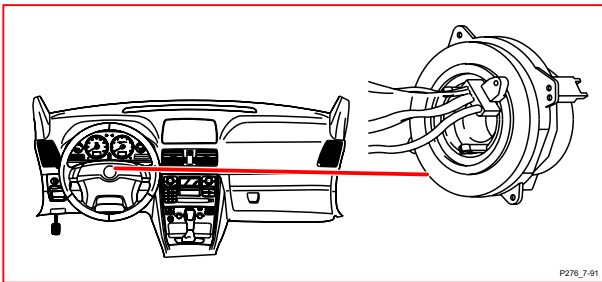
7/89 Acceleration sensor, Four-C, rear left



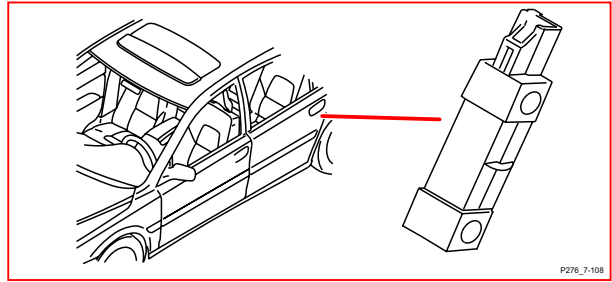
7/105 Outside temperature sensor, engine control module



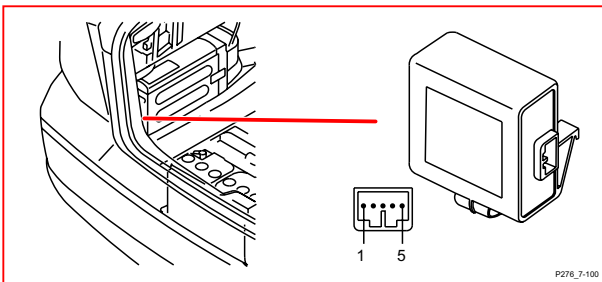
7/91 Steering angle sensor



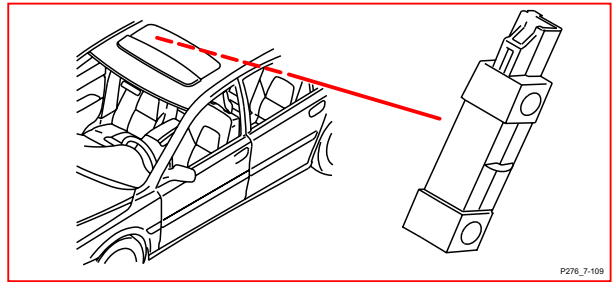
7/108 Left-hand rear side impact sensor



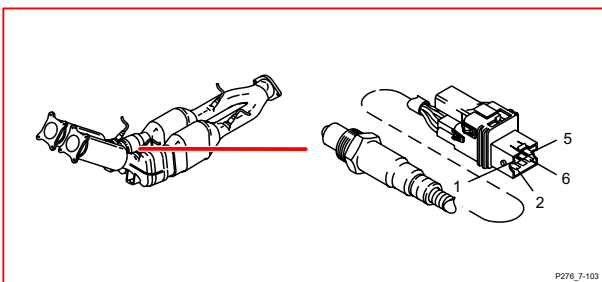
7/100 Level sensor alarm



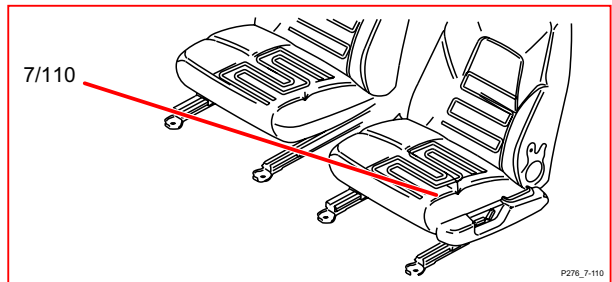
7/109 Right-hand rear side impact sensor



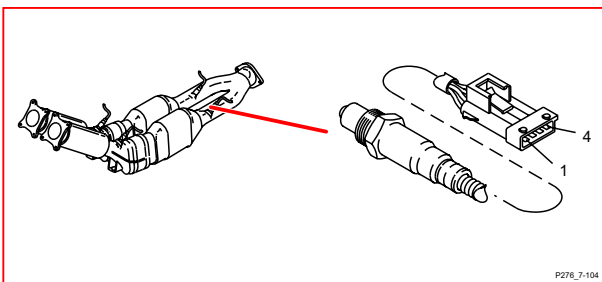
7/103 Heated oxygen sensor 3



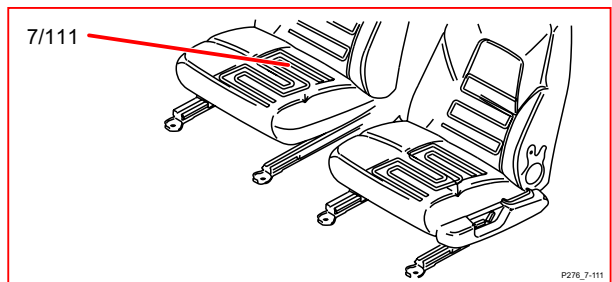
7/110 Left-hand seat temperature sensor



7/104 Heated oxygen sensor 4 (diagnostic probe)



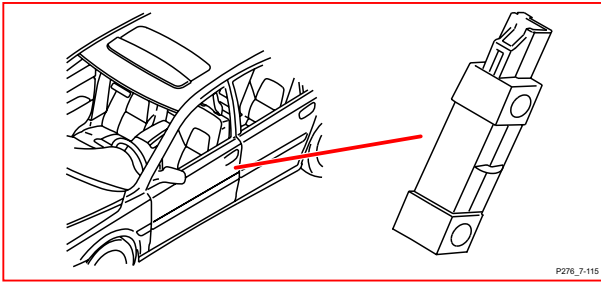
7/111 Right-hand seat temperature sensor



Component illustrations

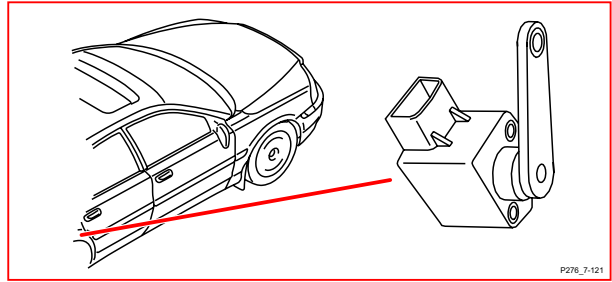
7/115 - 7/129

7/115 Left-hand front side impact sensor



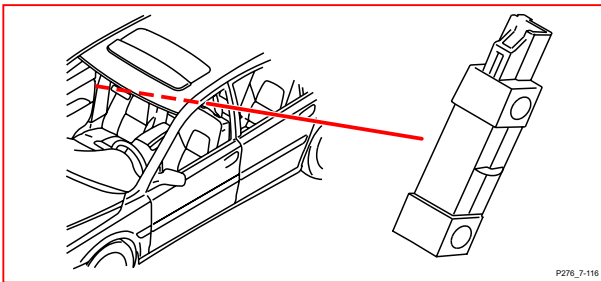
P276_7-115

7/121 Rear right angle sensor, Four-C/Bi-Xenon



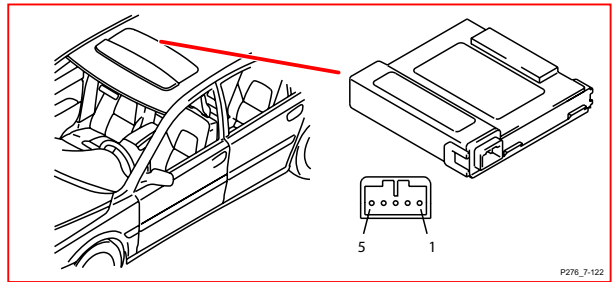
P276_7-121

7/116 Right-hand front side impact sensor



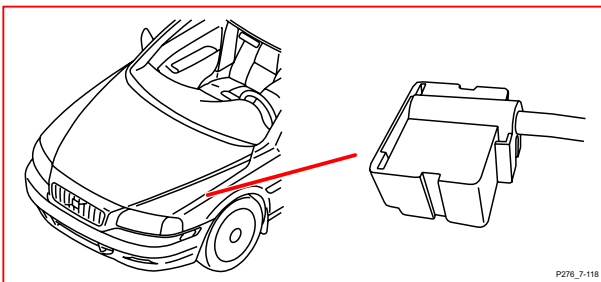
P276_7-116

7/122 Mass movement sensor, front



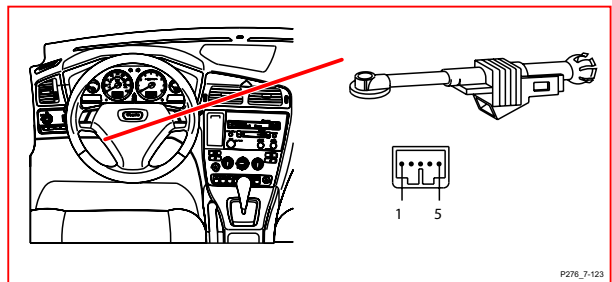
P276_7-122

7/118 Acceleration sensor, shock absorber, Four-C, FL



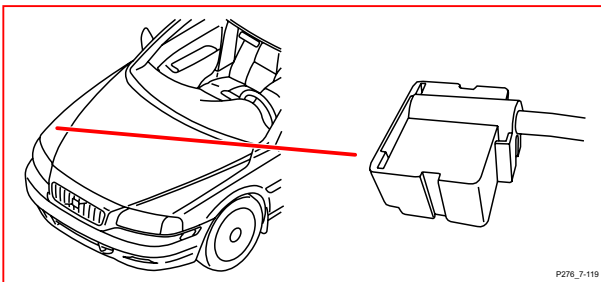
P276_7-118

7/123 Clutch pedal sensor



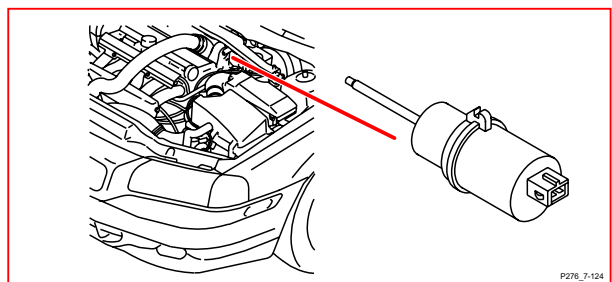
P276_7-123

7/119 Acceleration sensor, shock absorber, Four-C, front right



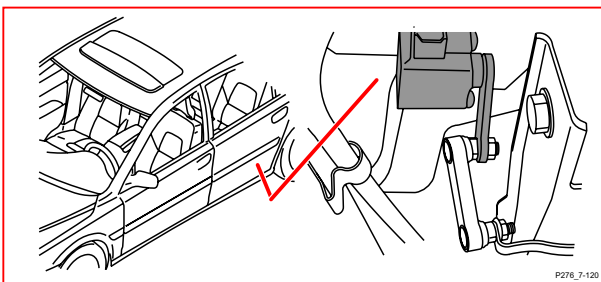
P276_7-119

7/124 Brake pedal sensor



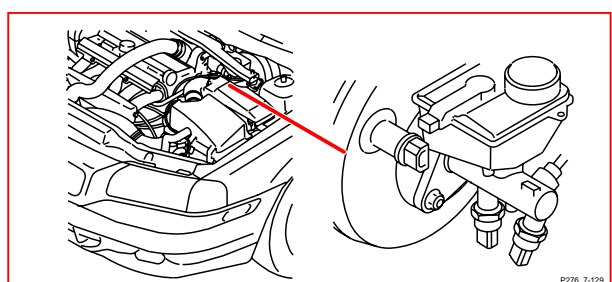
P276_7-124

7/120 Rear left angle sensor, Four-C/Bi-Xenon



P276_7-120

7/129 Brake pressure sensor 2

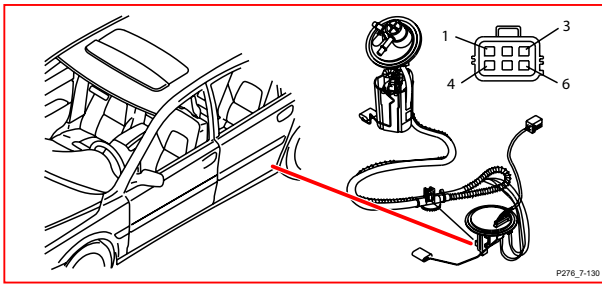


P276_7-129

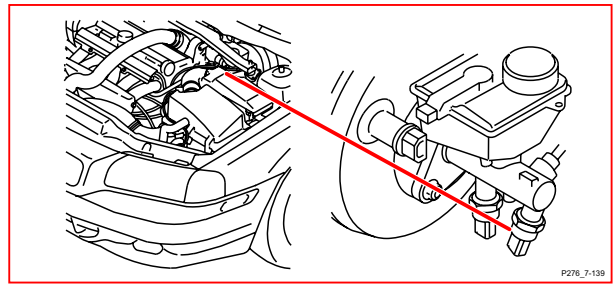
Component illustrations

7/130 - 7/156

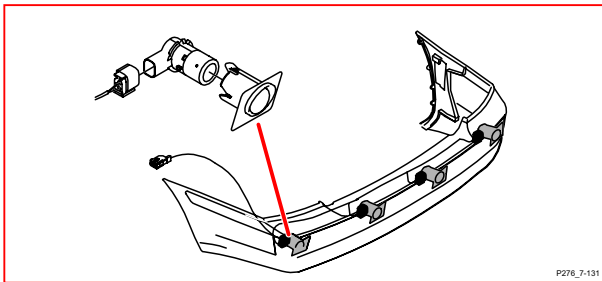
7/130 Fuel level sensor, ejector side



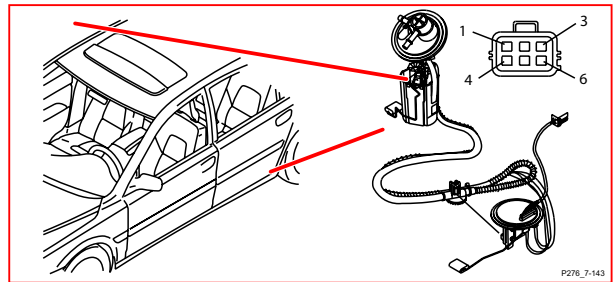
7/139 Brake pressure sensor 1



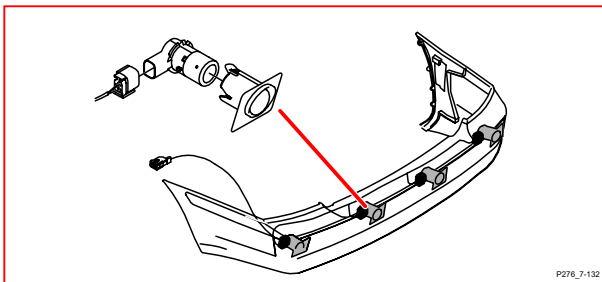
7/131 Parking assistance sensor, rear 1



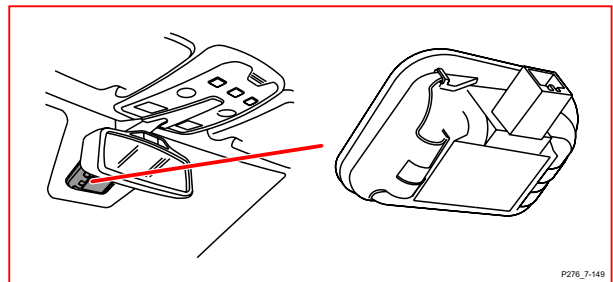
7/143 Fuel level sensor, pump side



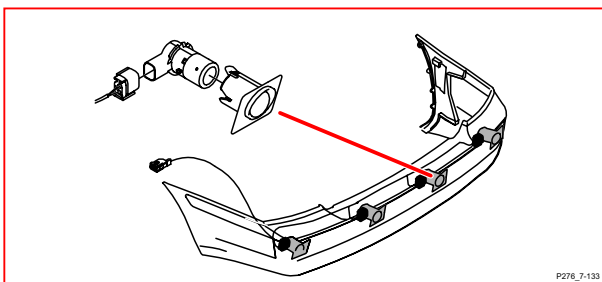
7/132 Parking assistance sensor, rear 2



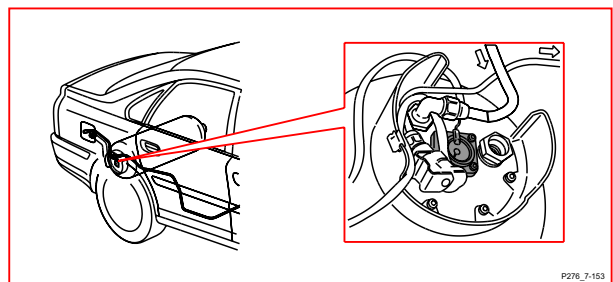
7/149 Rain Sensor Module (RSM)



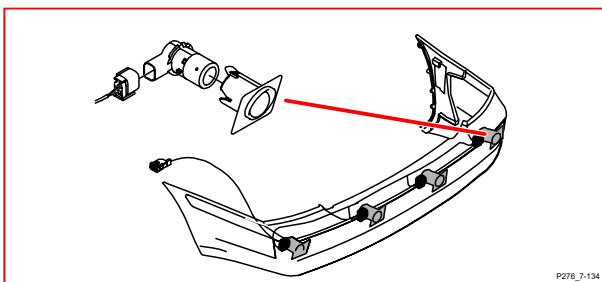
7/133 Parking assistance sensor, rear 3



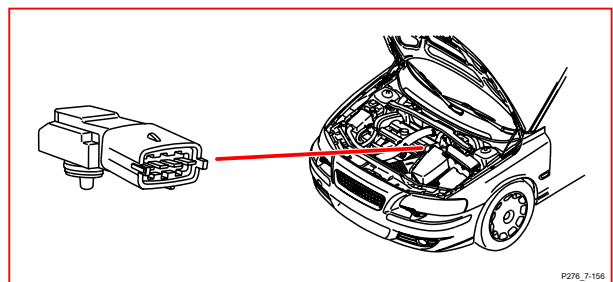
7/153 Sensor, fuel level LPG



7/134 Parking assistance sensor, rear 4



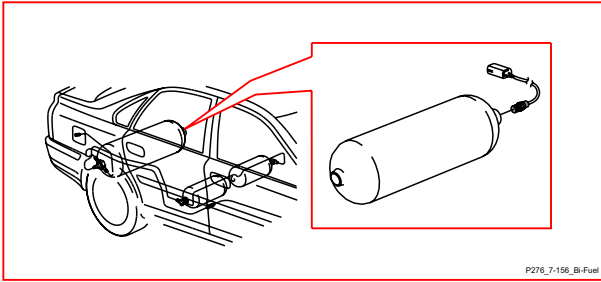
7/156 Pressure and temperature sensor



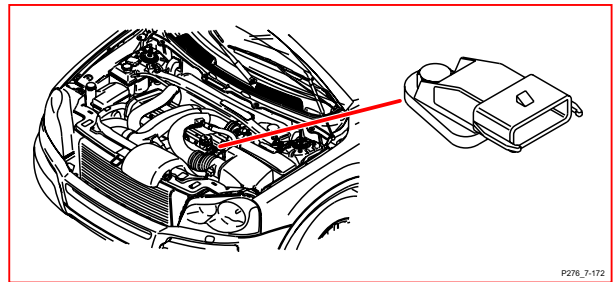
Component illustrations

7/156 - 7/204

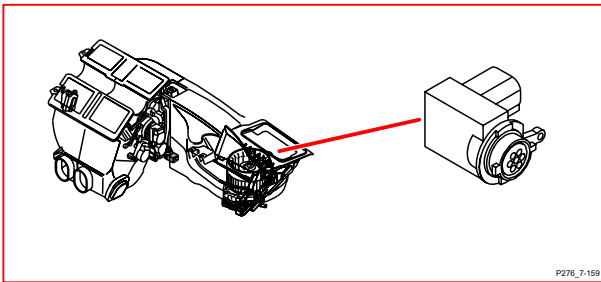
7/156 Pressure and temperature sensor (CNG)



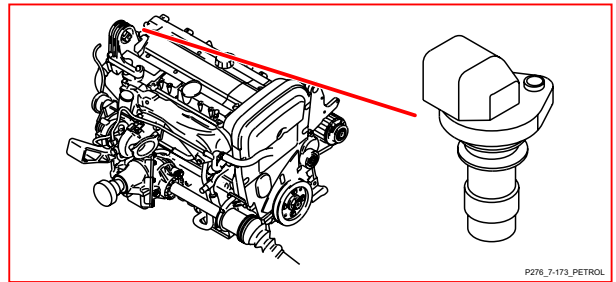
7/172 Camshaft position sensor, intake side



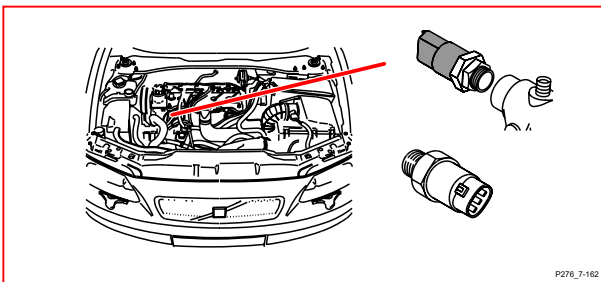
7/159 Air Quality Sensor (AQS)



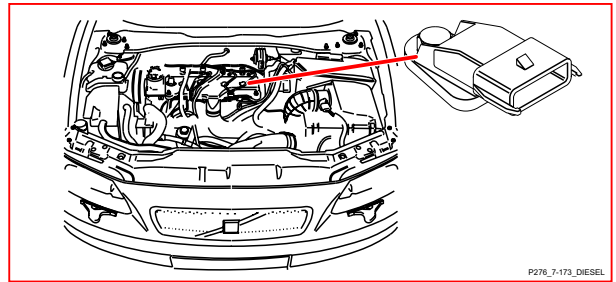
7/173 Camshaft position sensor, exhaust side



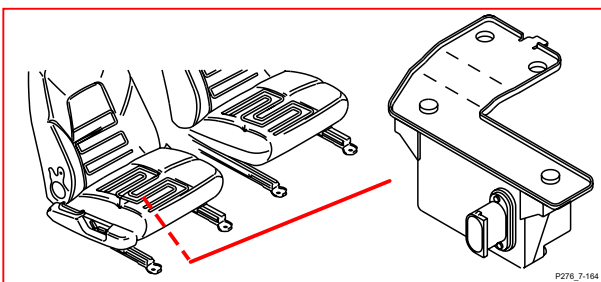
7/162 Pressure sensor, fuel line



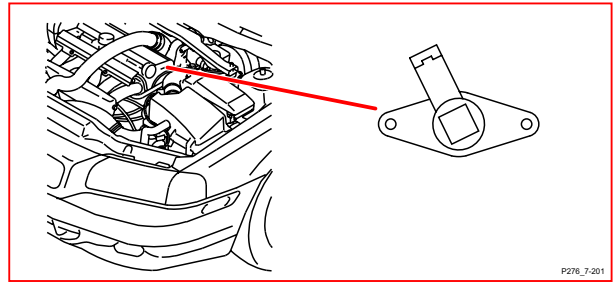
7/173 Camshaft position sensor, exhaust side, diesel



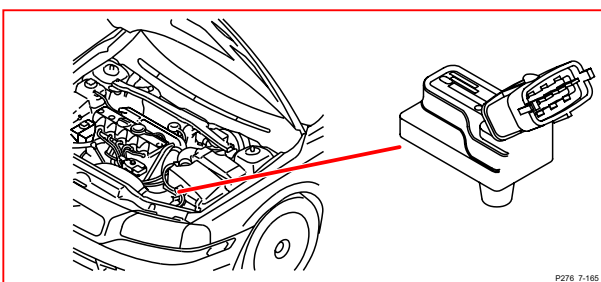
7/164 Body Sensor Cluster (BSC)



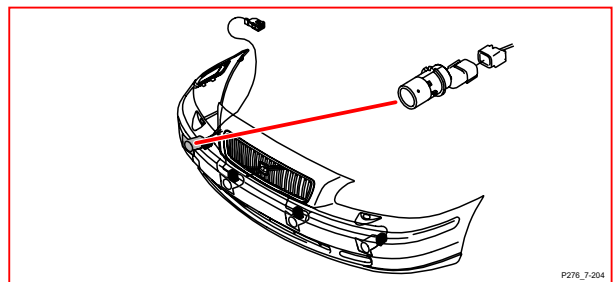
7/201 Pressure and temperature sensor, gas



7/165 Pressure and temperature sensor, intake manifold



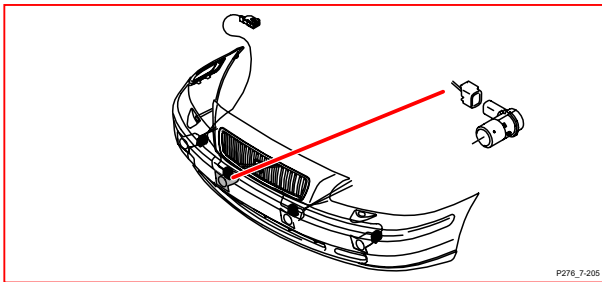
7/204 Parking assistance sensor, front 5



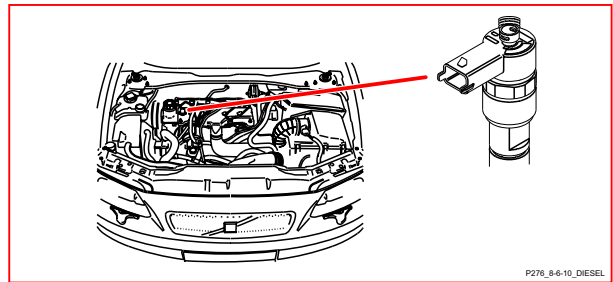
Component illustrations

7/205 - 8/20

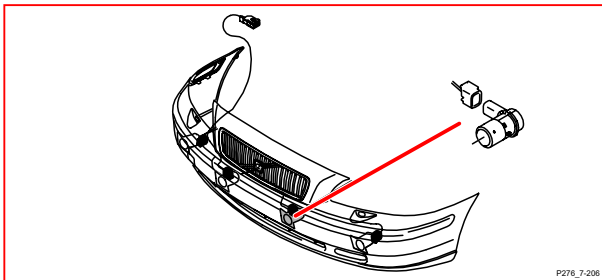
7/205 Parking assistance sensor, front 6



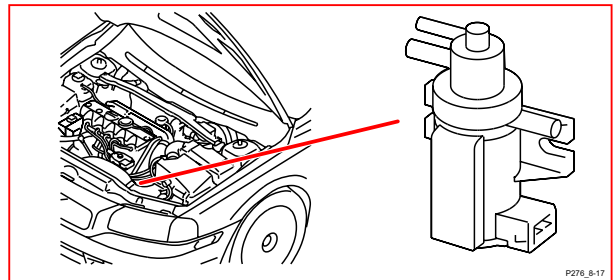
8/6-10 Injectors, diesel



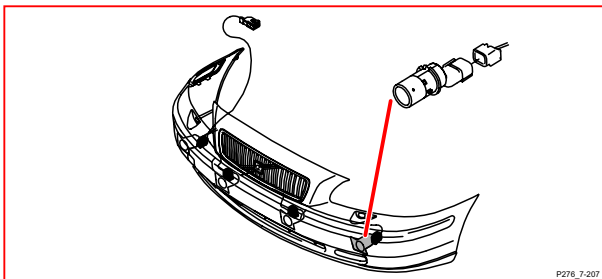
7/206 Parking assistance sensor, front 7



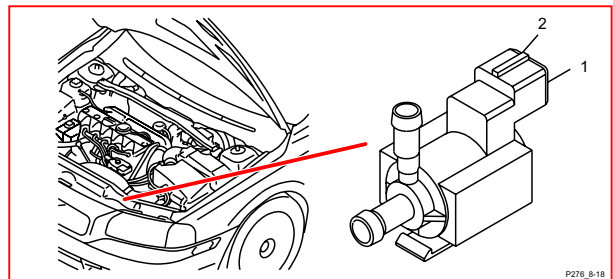
8/17 EGR valve, Diesel



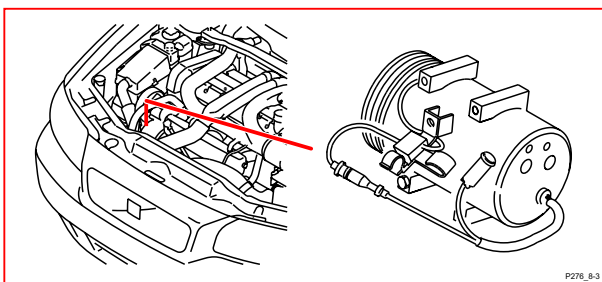
7/207 Parking assistance sensor, front 8



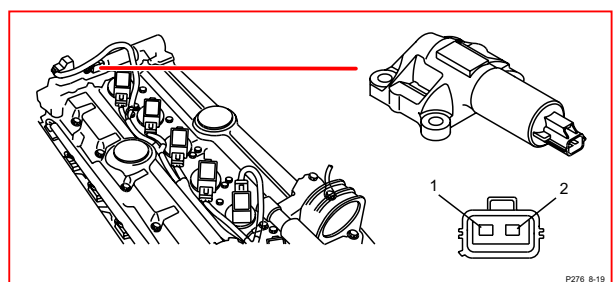
8/18 EVAP valve



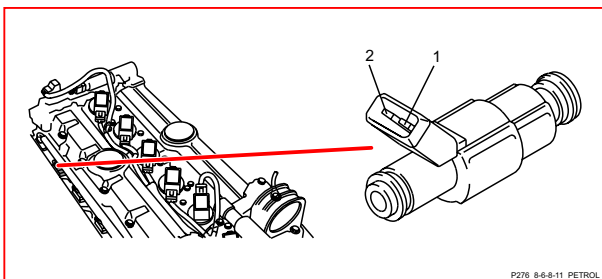
8/3 Electromagnetic clutch, climate control system



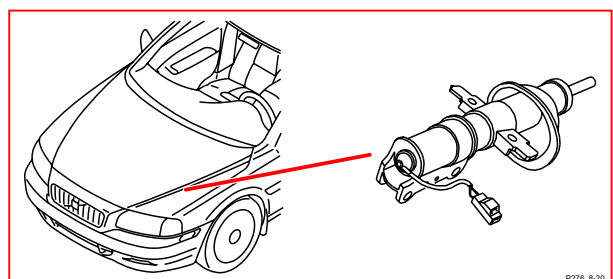
8/19 Solenoid, variable valve time, inlet



8/6-11 Injectors



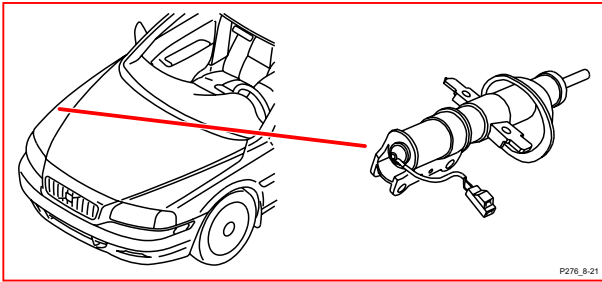
8/20 Shock absorber, Four-C, front left



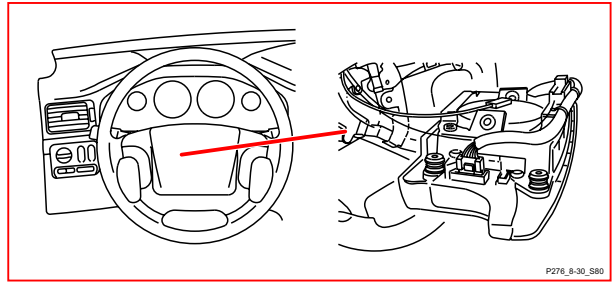
Component illustrations

8/21 - 8/34

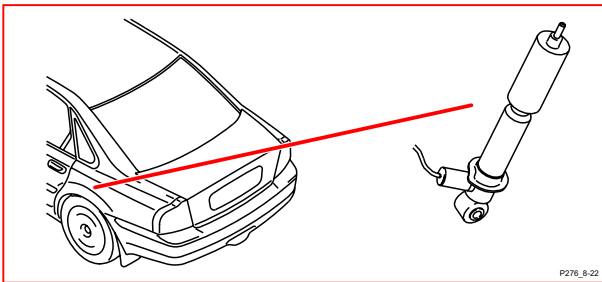
8/21 Shock absorber, Four-C, front right



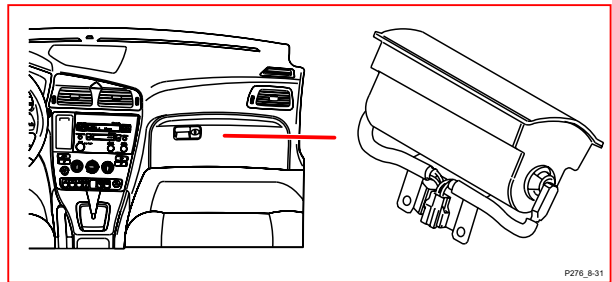
8/30 Driver's side airbag igniter S80



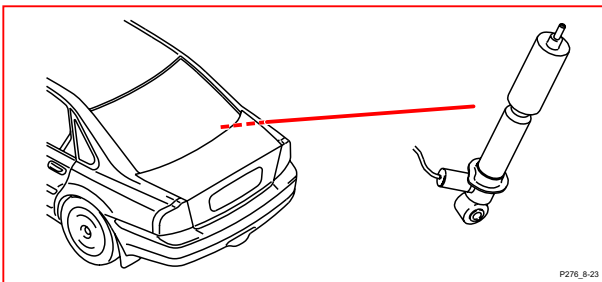
8/22 Shock absorber, Four-C, rear left



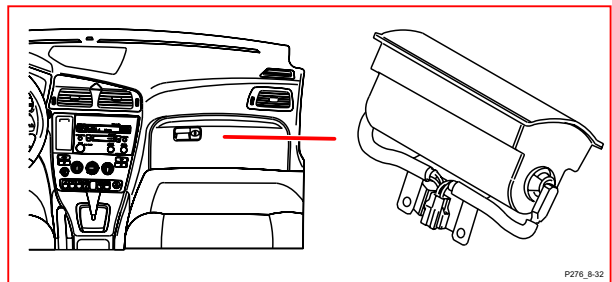
8/31 Passenger side airbag igniter



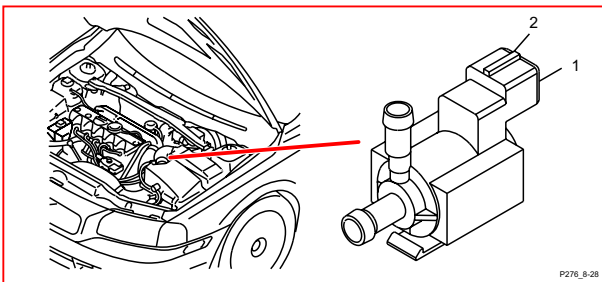
8/23 Shock absorber, Four-C, rear right



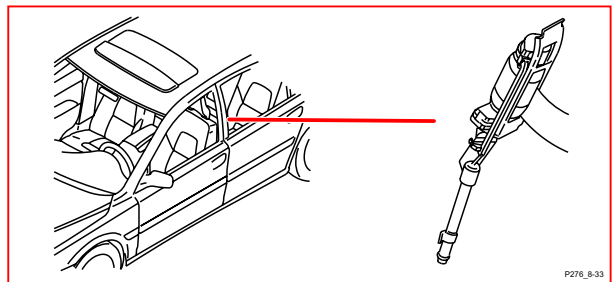
8/32 Igniter, passenger side airbag stage 2



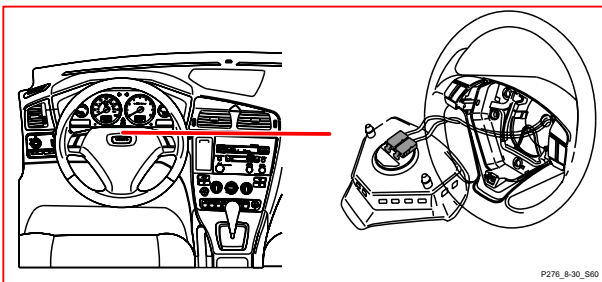
8/28 Turbocharger control valve



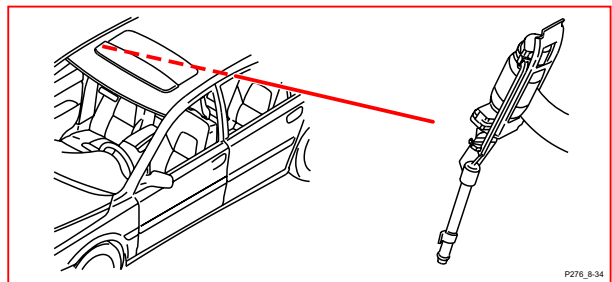
8/33 Front left belt tensioner igniter



8/30 Driver's side airbag igniter S60



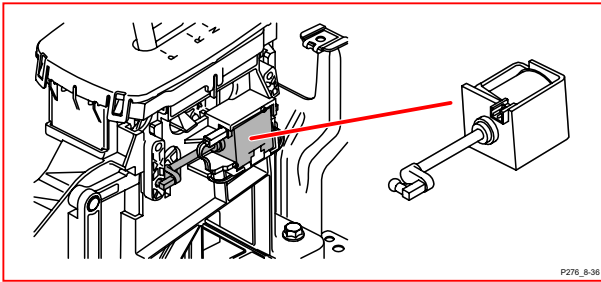
8/34 Front right seat belt tensioner igniter



Component illustrations

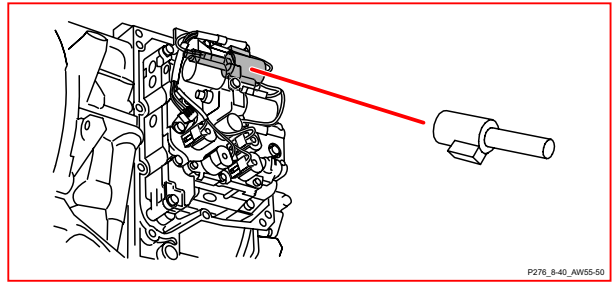
8/36 - 8/52

8/36 Shift lock solenoid



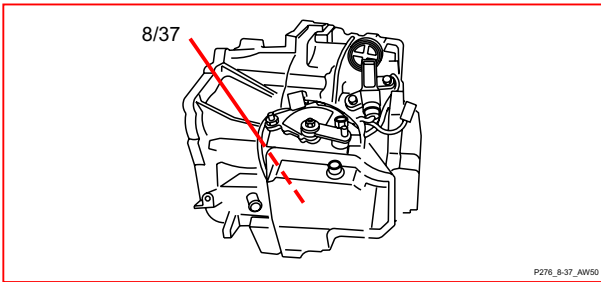
P276_8-36

8/40 Lock-up solenoid, AW55-50/51 SN



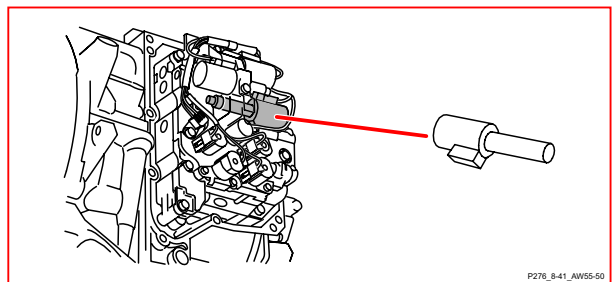
P276_8-40_AW55-50

8/37 Automatic transmission AW55-50/51 SN



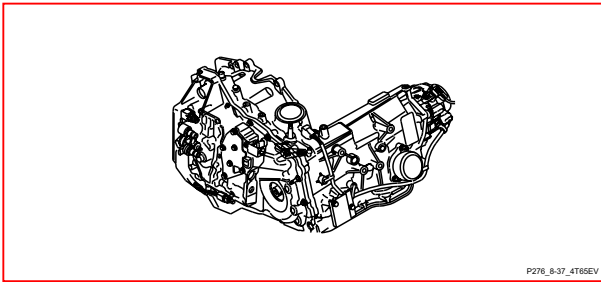
P276_8-37_AW50

8/41 Pressure solenoid AW 55-50/51 SN



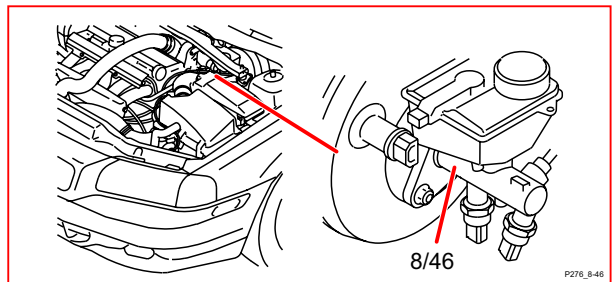
P276_8-41_AW55-50

8/37 Automatic transmission, 4T65EV



P276_8-37_4T65EV

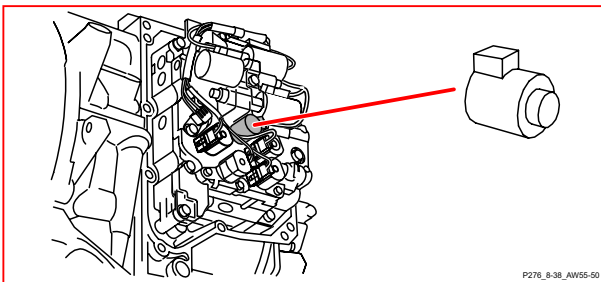
8/46 Archive unit, DSTC



8/46

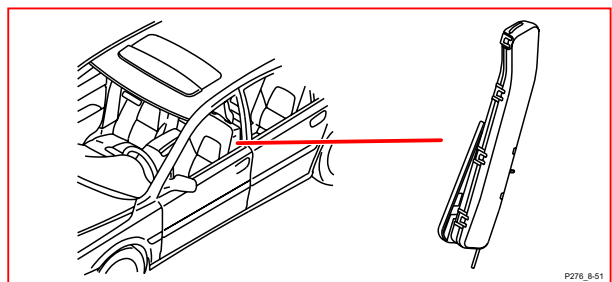
P276_8-46

8/38 Shift solenoid 1, AW55-50/51 SN



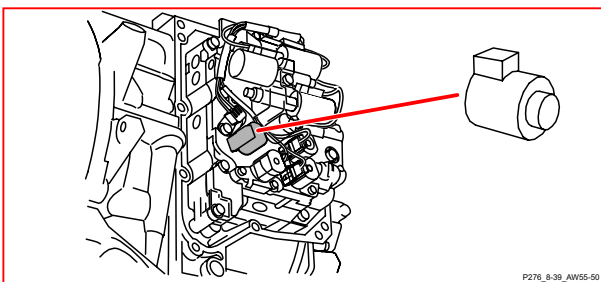
P276_8-38_AW55-50

8/51 Front left side airbag igniter



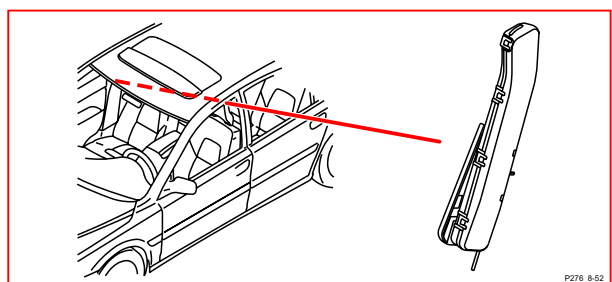
P276_8-51

8/39 Shift solenoid 2, AW55-50/51 SN



P276_8-39_AW55-50

8/52 Front right side airbag igniter

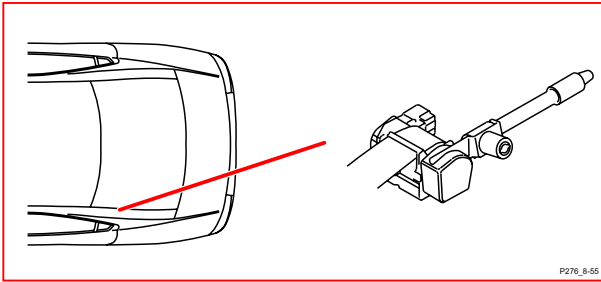


P276_8-52

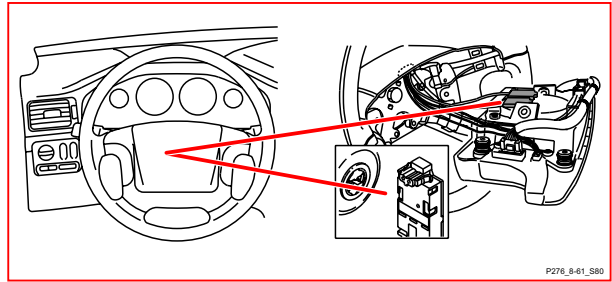
Component illustrations

8/55 - 8/67

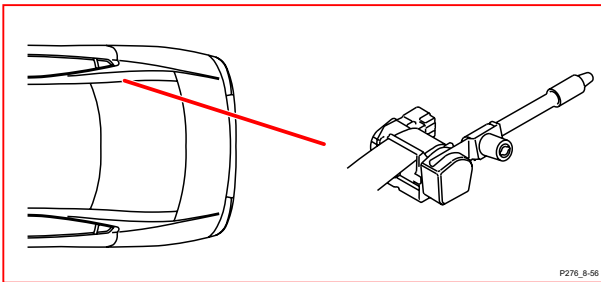
8/55 Rear left belt tensioner igniter



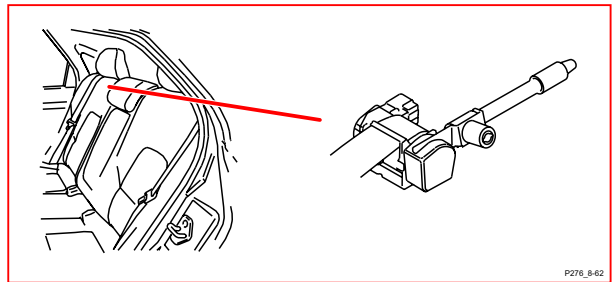
8/61 Driver's side airbag igniter step 2



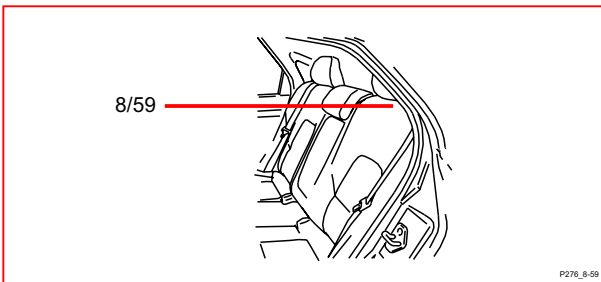
8/56 Rear right belt tensioner igniter



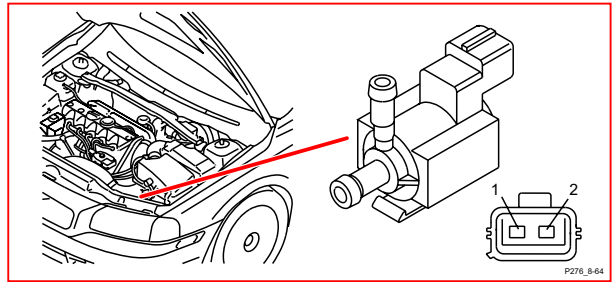
8/62 Belt tensioner igniter, center rear seat



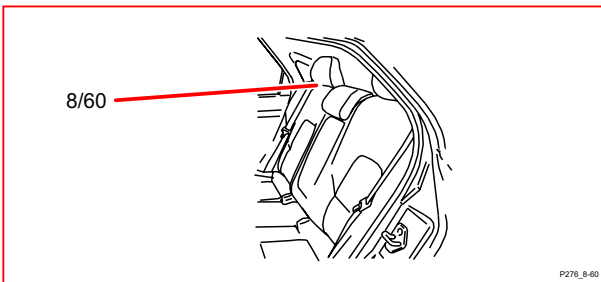
8/59 Rear left head restraint solenoid



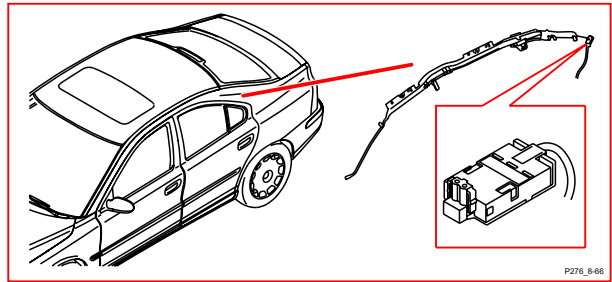
8/64 Solenoid valve, engine mounting, Diesel



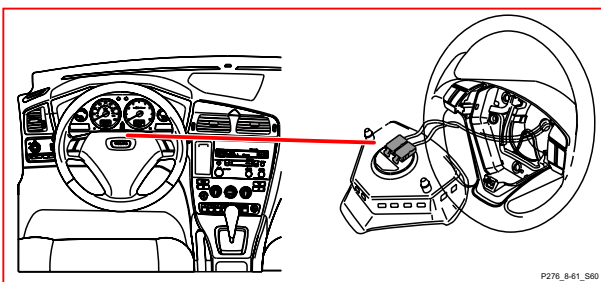
8/60 Rear right head restraint solenoid



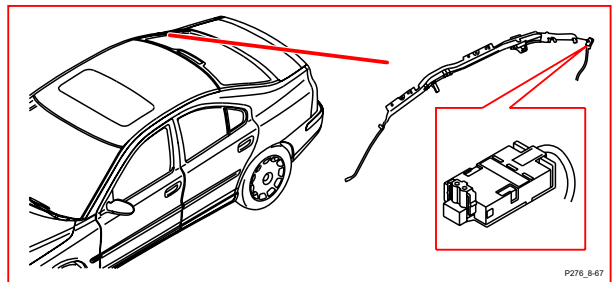
8/66 Left-hand inflatable curtain igniter



8/61 Driver's side airbag igniter step 2



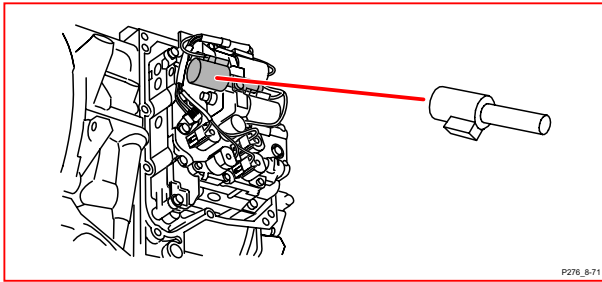
8/67 Right-hand inflatable curtain igniter



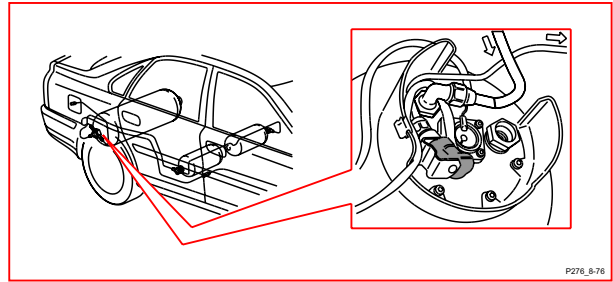
Component illustrations

8/71 - 8/82

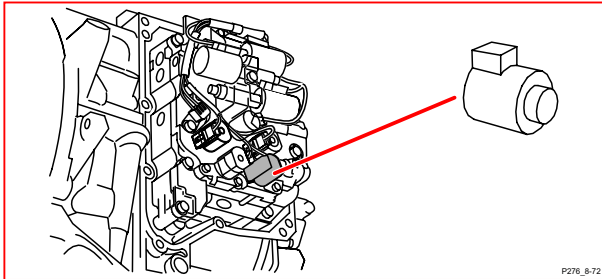
8/71 Throttle solenoid



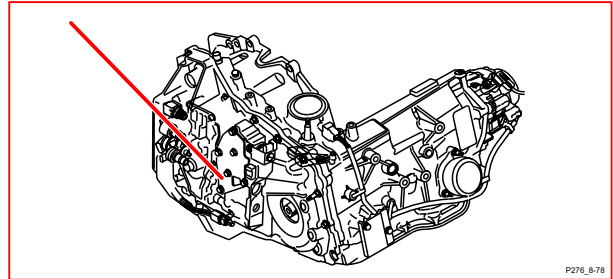
8/76 Gas tank valve



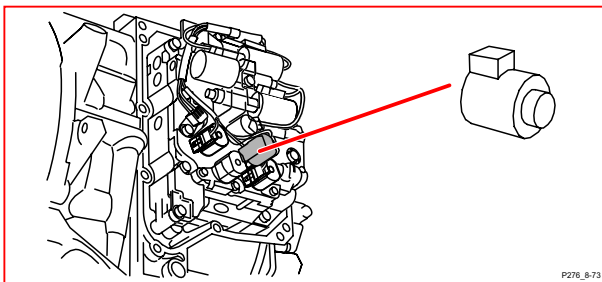
8/72 Shift solenoid 3



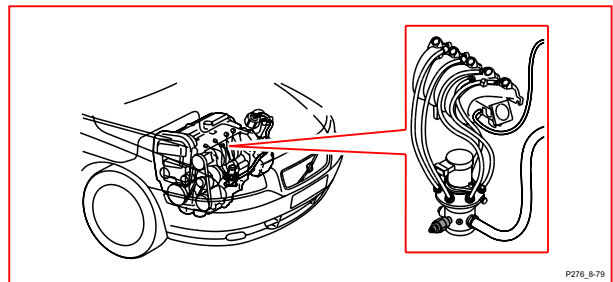
8/78 Oil pressure sensor



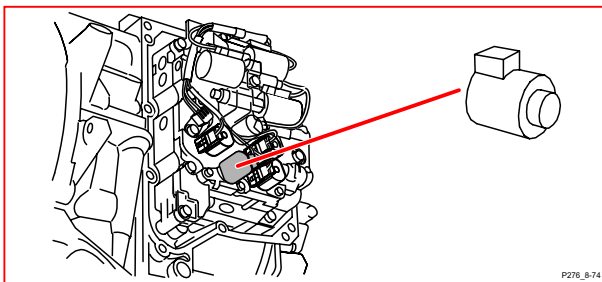
8/73 Shift solenoid 4



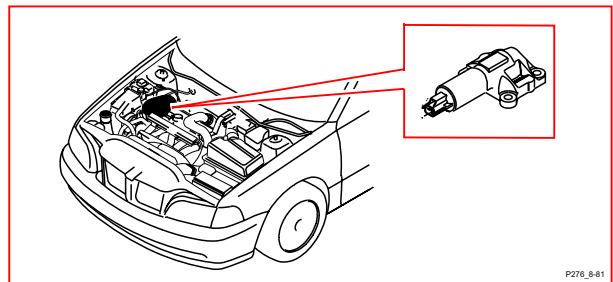
8/79 Valve LPG



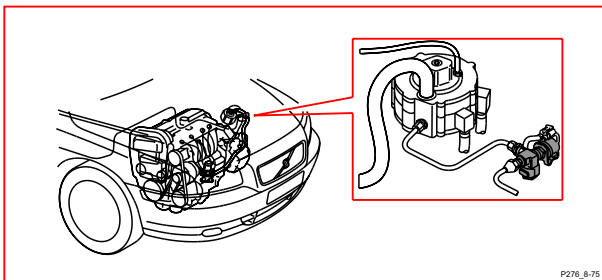
8/74 Shift solenoid 5



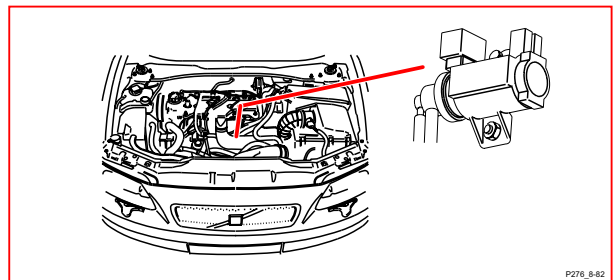
8/81 Solenoid, variable valve timing outlet



8/75 Valve, fuel cut-off DFCO



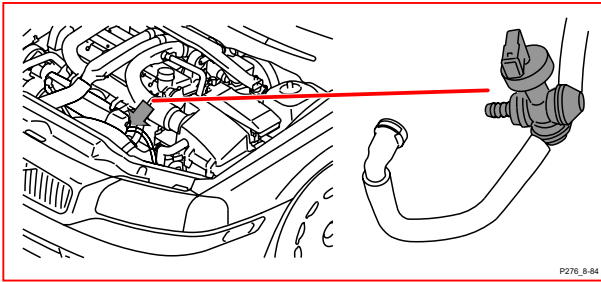
8/82 Solenoid, variable turbo geometry



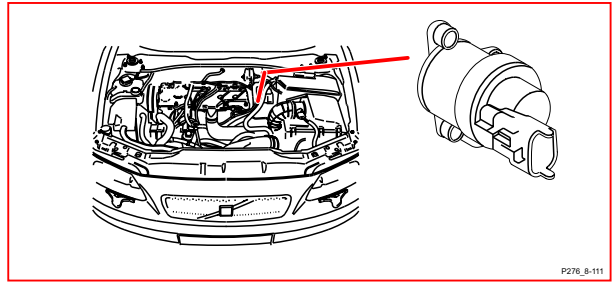
Component illustrations

8/84 - 9/12

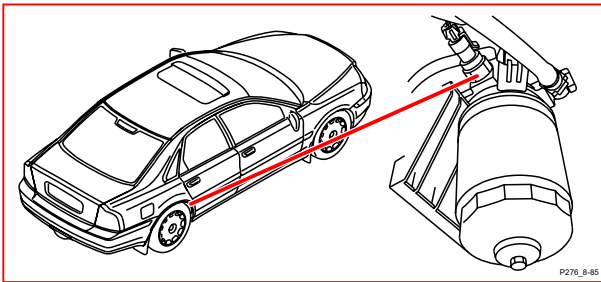
8/84 Switch, vacuum pump



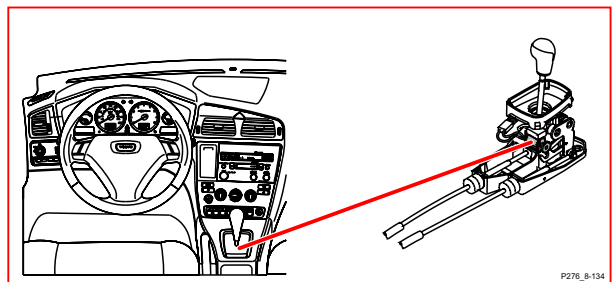
8/111 Solenoid valve, high-pressure diesel



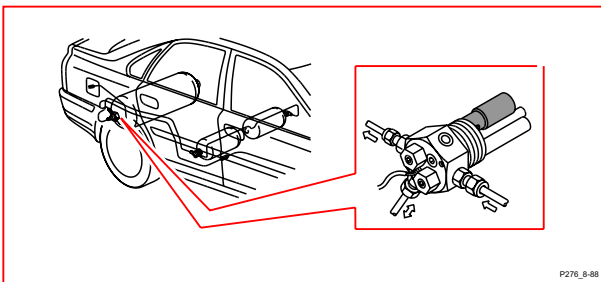
8/85 Thermostatic switch and fuel filter heating



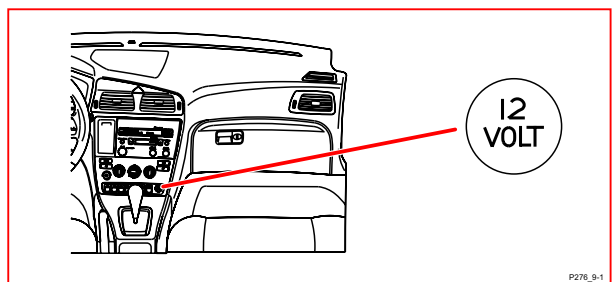
8/134 Solenoid, reverse interlock, manual



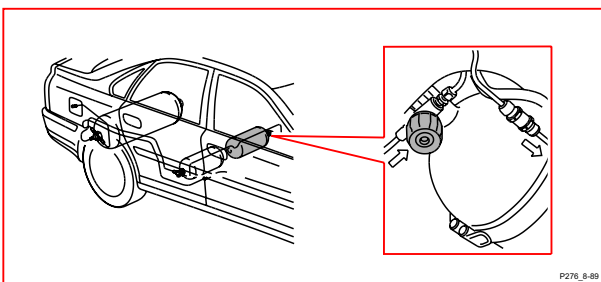
8/88 Solenoid, gas tank CNG rear



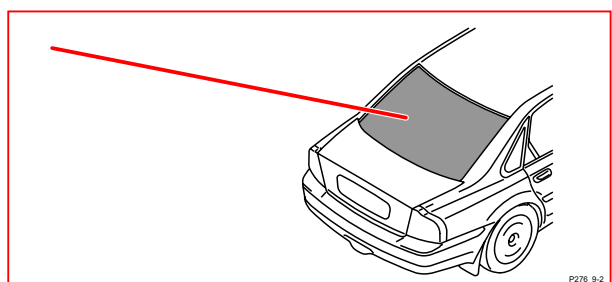
9/1 Front 12V outlet



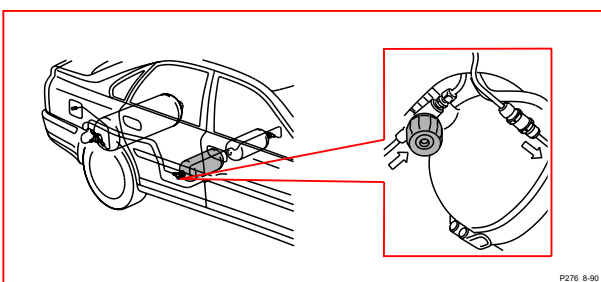
8/89 Solenoid, fuel tank CNG front left



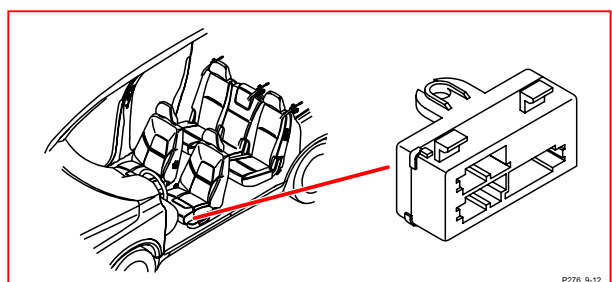
9/2 Heated rear window



8/90 Solenoid, fuel tank CNG front right



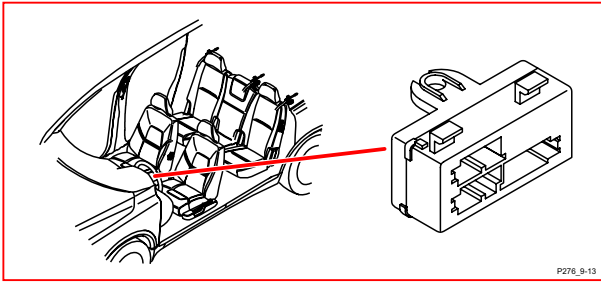
9/12 Seat Heater Module (SHM), driver's side



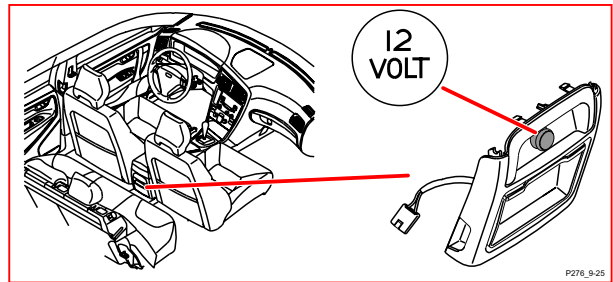
Component illustrations

9/13 - 10/1

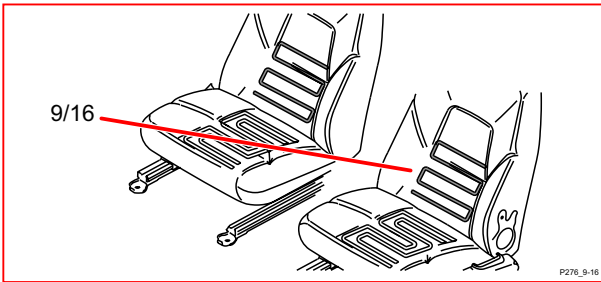
9/13 Seat Heater Module (SHM), passenger side



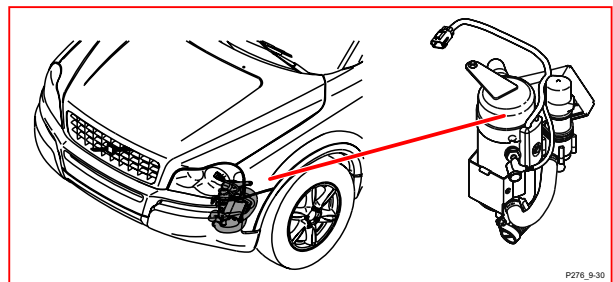
9/25 Rear 12V outlet



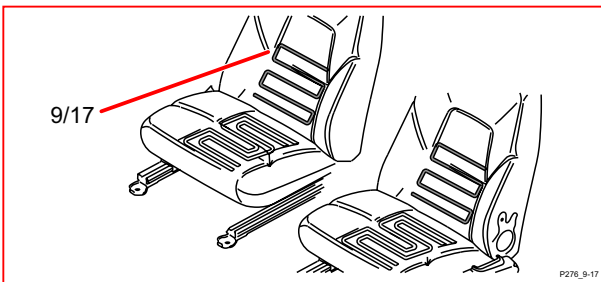
9/16 Left-hand backrest heating element



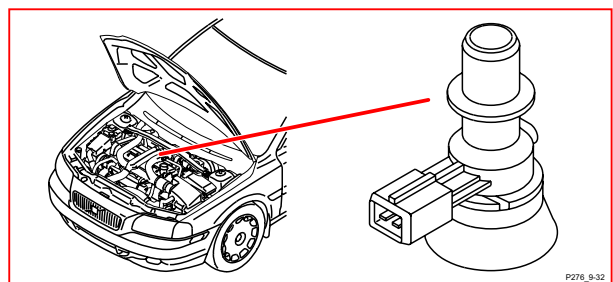
9/30 Auxiliary heater



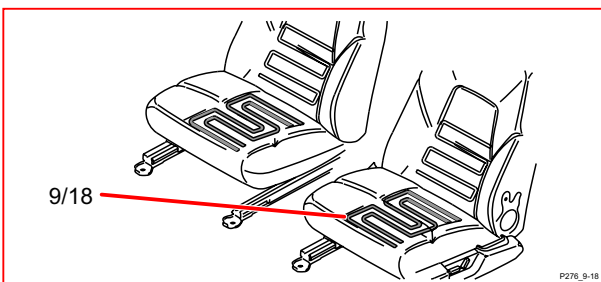
9/17 Right-hand backrest heating element



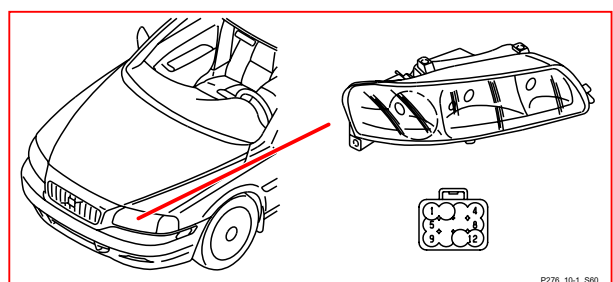
9/32 PTC resistor - air preheating



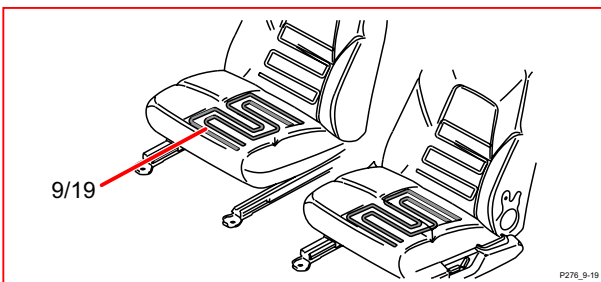
9/18 Left-hand seat heating element



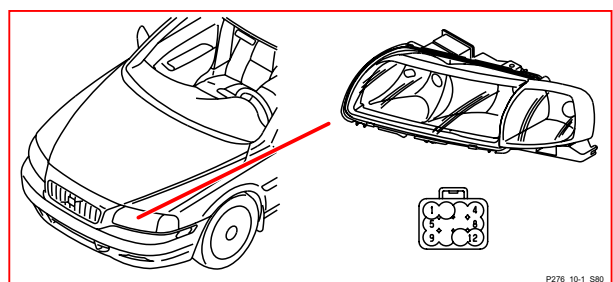
10/1 Front left lamp housing S60



9/19 Right-hand seat heating element



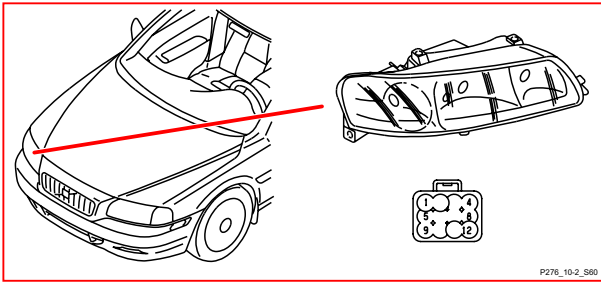
10/1 Front left lamp housing S80



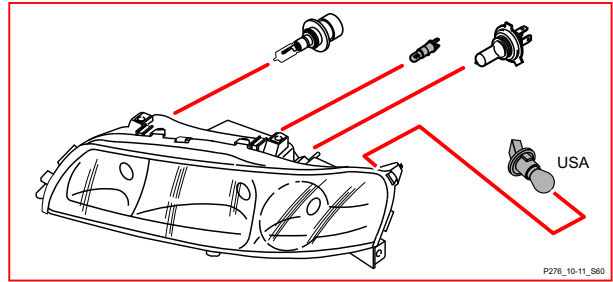
Component illustrations

10/2 - 10/13

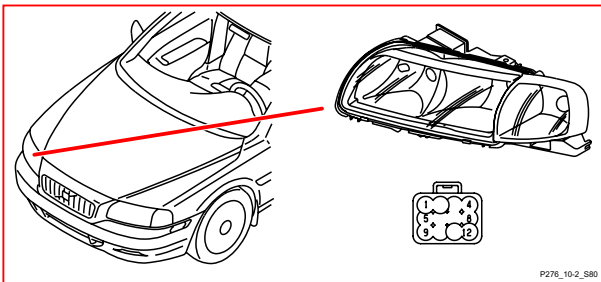
10/2 Front right lamp housing S60



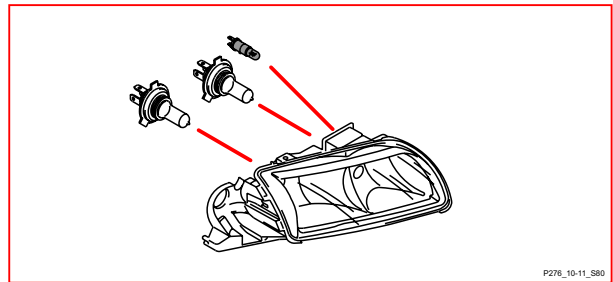
10/11 Front left position/parking light S60



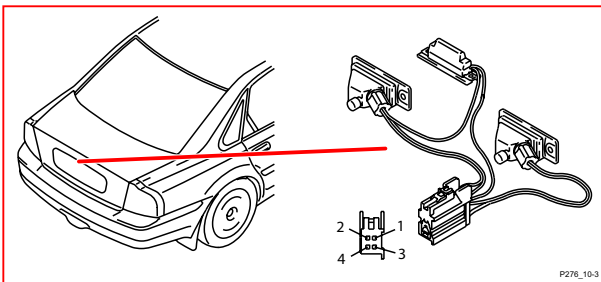
10/2 Front right lamp housing S80



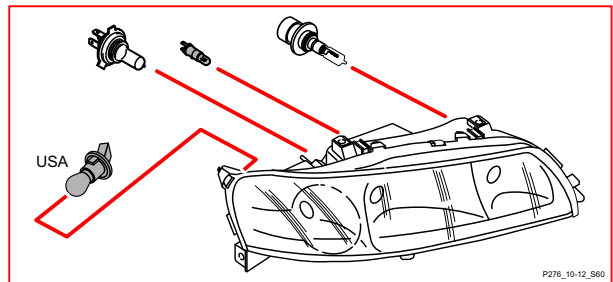
10/11 Front left position/parking light S80



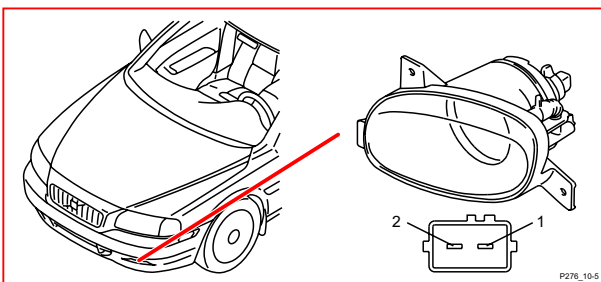
10/3 License plate lighting



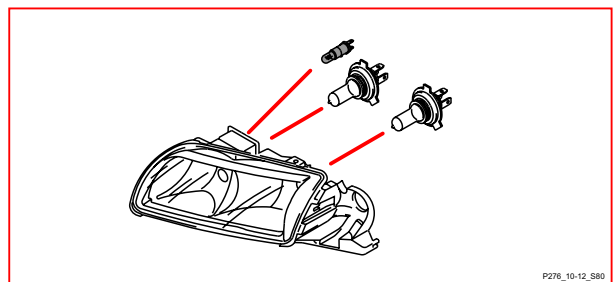
10/12 Front right position/parking light S60



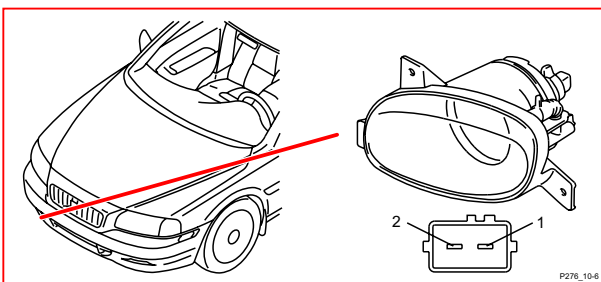
10/5 Front left fog light



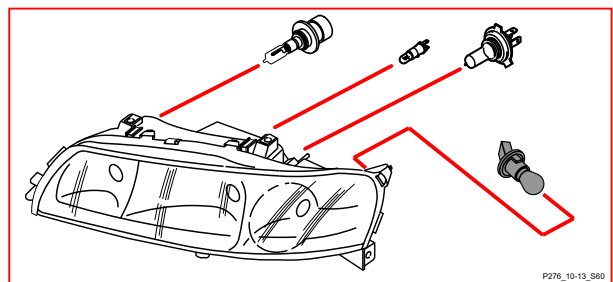
10/12 Front right position/parking light S80



10/6 Front right fog light



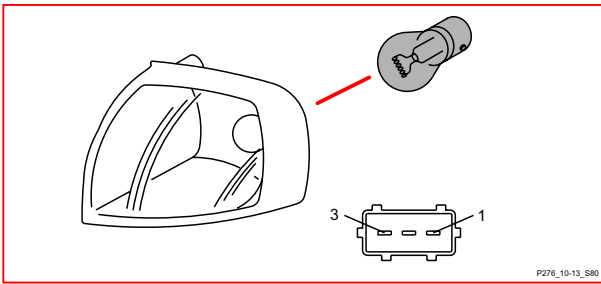
10/13 Front left direction indicator, S60



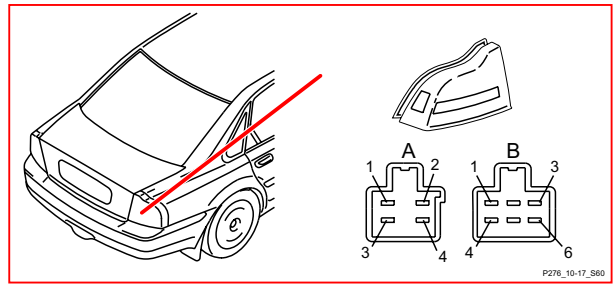
Component illustrations

10/13 - 10/19

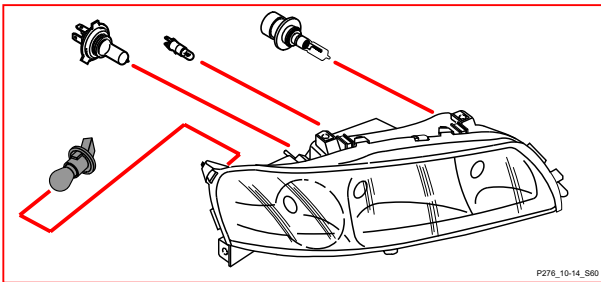
10/13 Front left direction indicator, S80



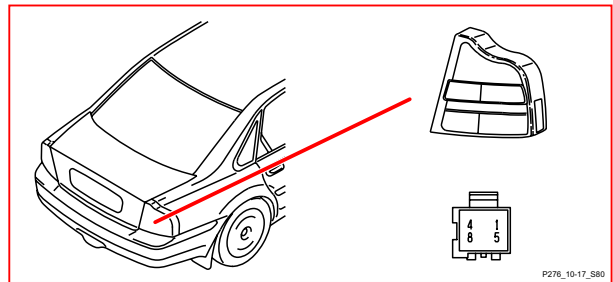
10/17 Rear right lamp housing, S60



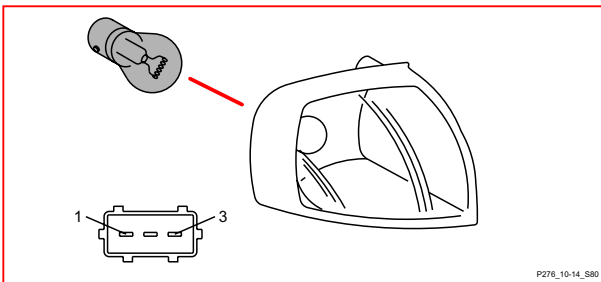
10/14 Front right direction indicator, S60



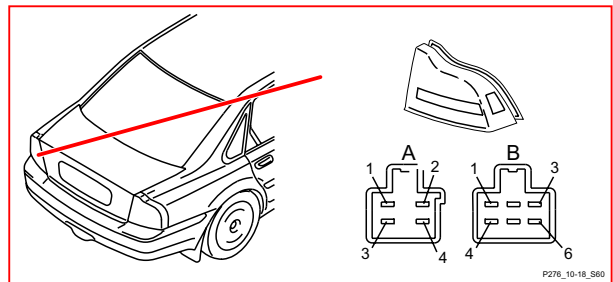
10/17 Rear right lamp housing, S80



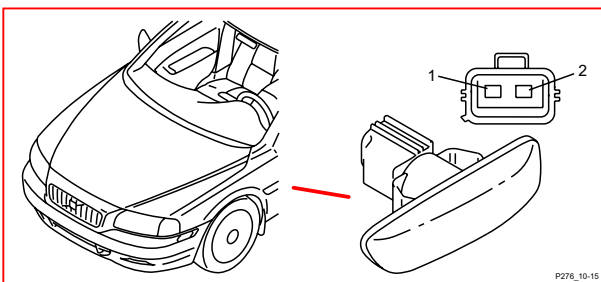
10/14 Front right direction indicator, S80



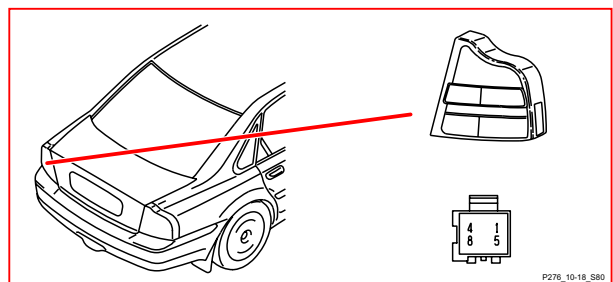
10/18 Rear left lamp housing, S60



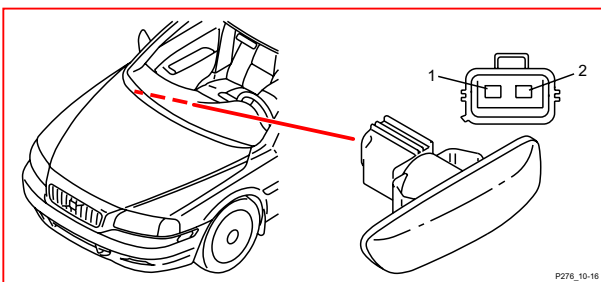
10/15 Front left fender direction indicator



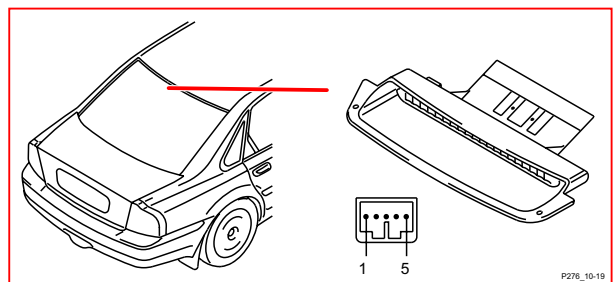
10/18 Rear left lamp housing, S80



10/16 Front right fender direction indicator



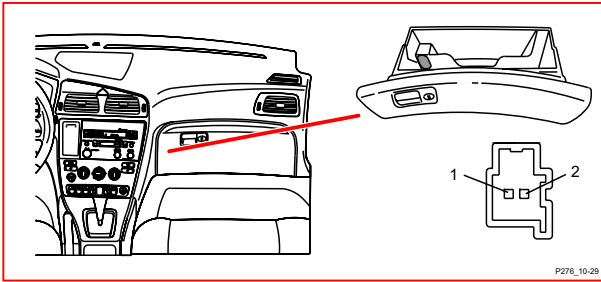
10/19 Auxiliary brake light



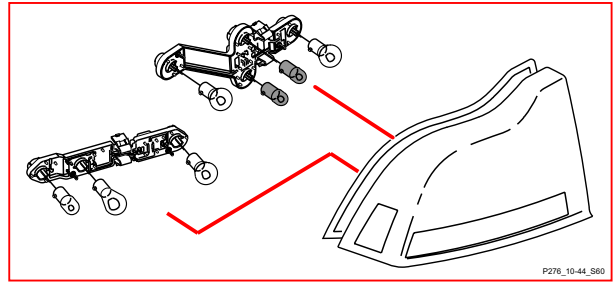
Component illustrations

10/29 - 10/46

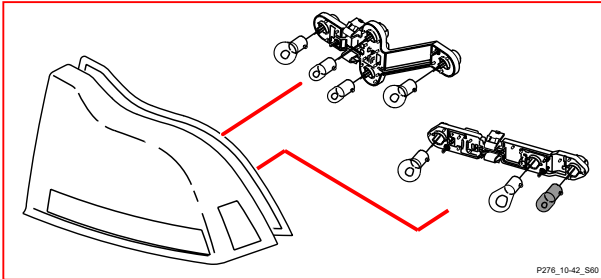
10/29 Glove compartment lighting



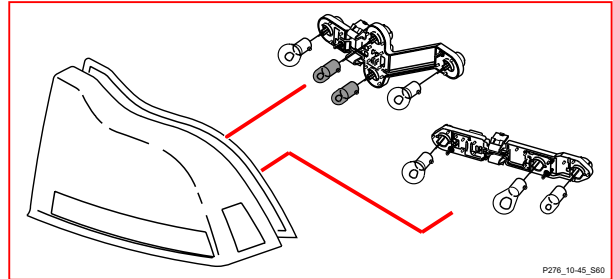
10/44 Right tail light lamp 1, S60



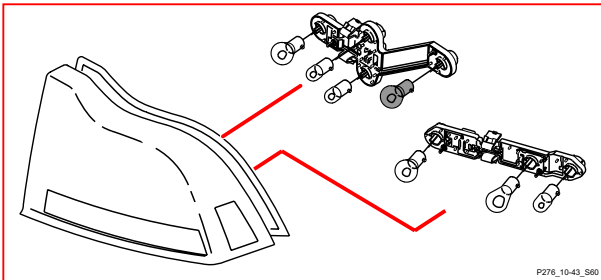
10/42 Position/parking light, rear right, S60



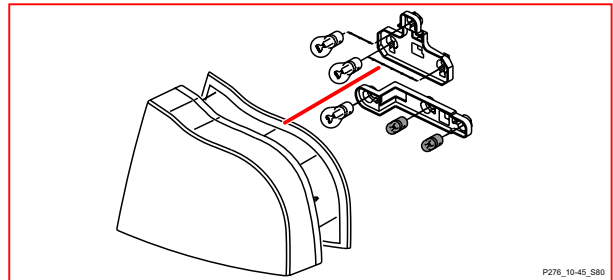
10/45 Right tail light lamp 2, S60



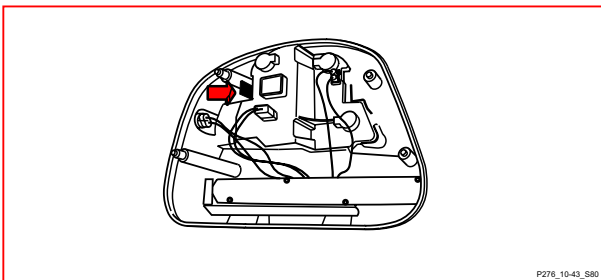
10/43 Right brake light, S60



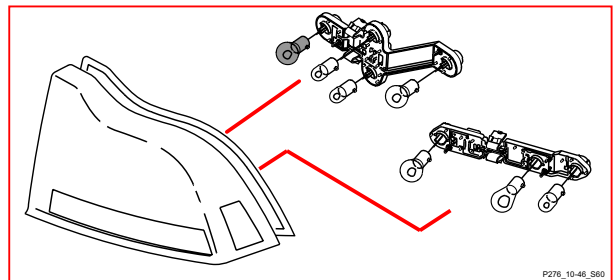
10/45 Right tail light lamp 2, S80



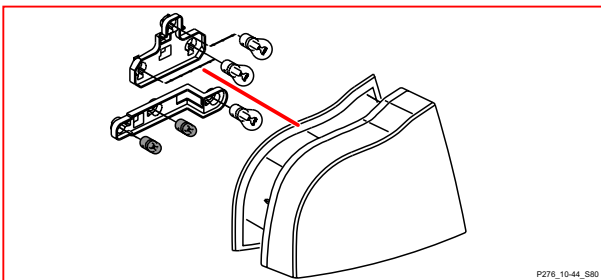
10/43 Right brake light, S80



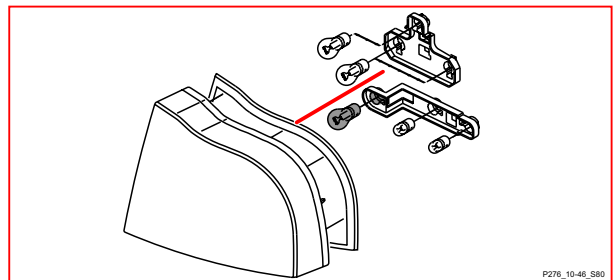
10/46 Rear right fog light, S60



10/44 Right tail light lamp 1, S80



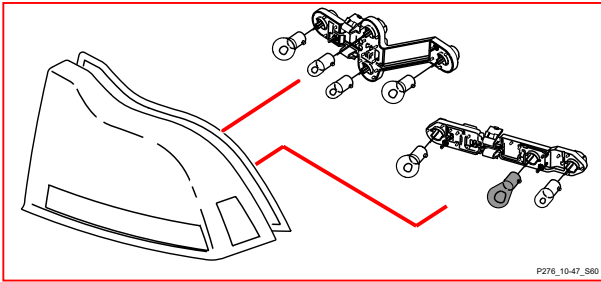
10/46 Rear right fog light, S80



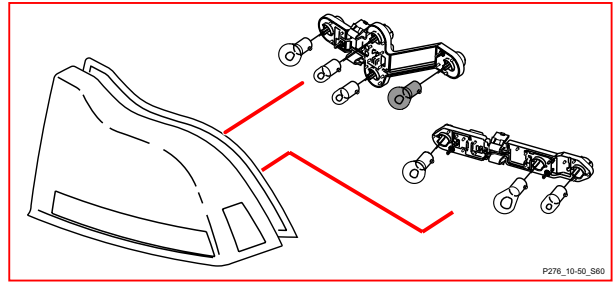
Component illustrations

10/47 - 10/52

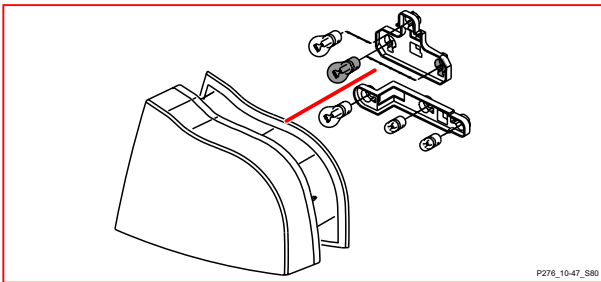
10/47 Rear right direction indicator, S60



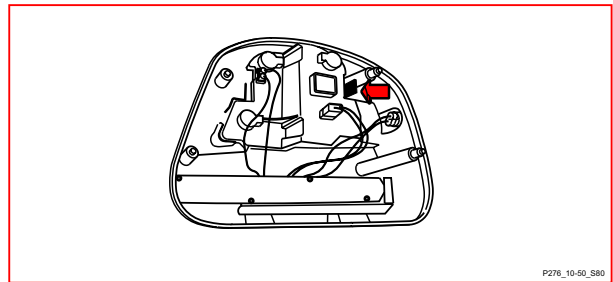
10/50 Left brake light, S60



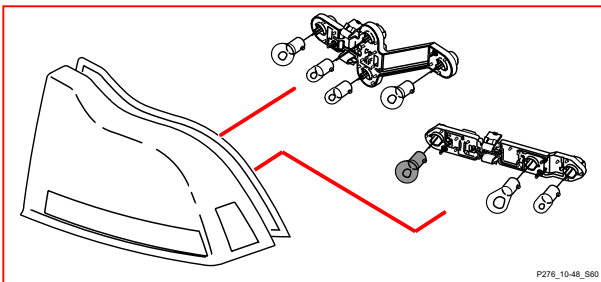
10/47 Rear right direction indicator, S80



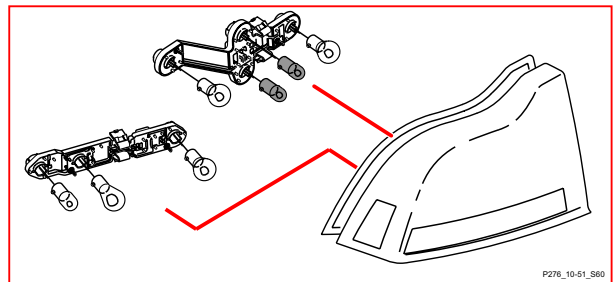
10/50 Left brake light, S80



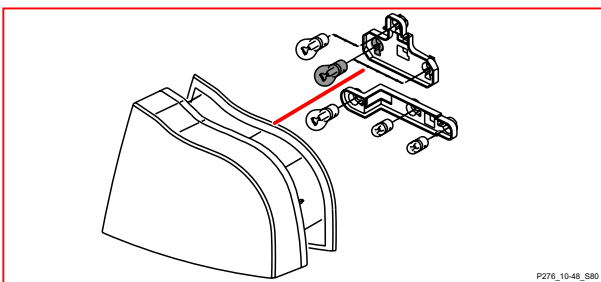
10/48 Right-hand reversing light, S60



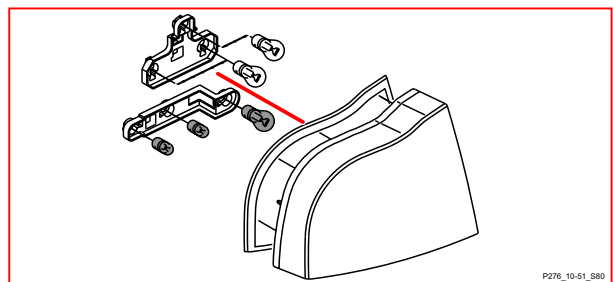
10/51 Left tail light 1, S60



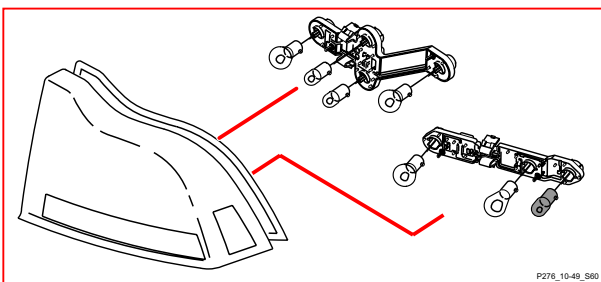
10/48 Right-hand reversing light, S80



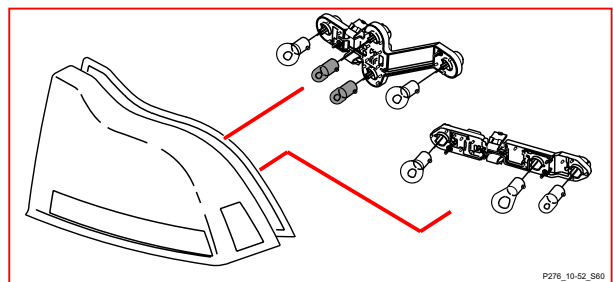
10/51 Left tail light 1, S80



10/49 Position/parking light, rear left, S60



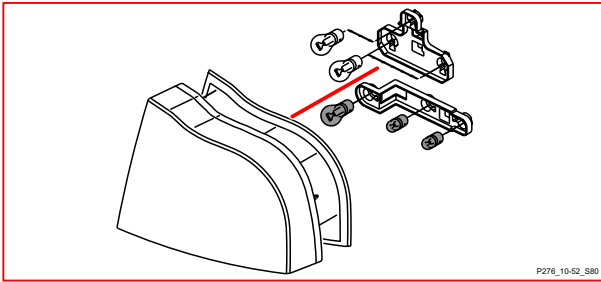
10/52 Left tail light 2, S60



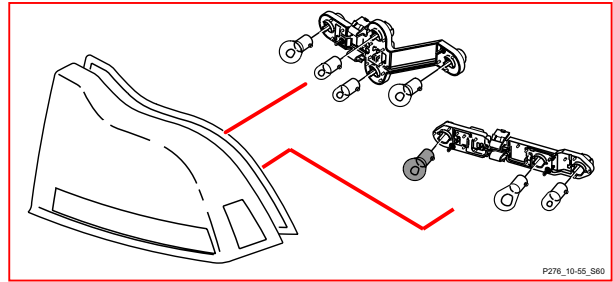
Component illustrations

10/52 - 10/65

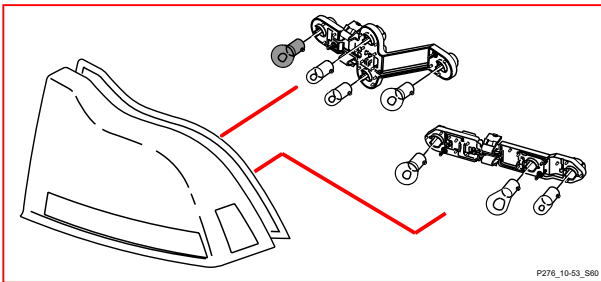
10/52 Left tail light 2, S80



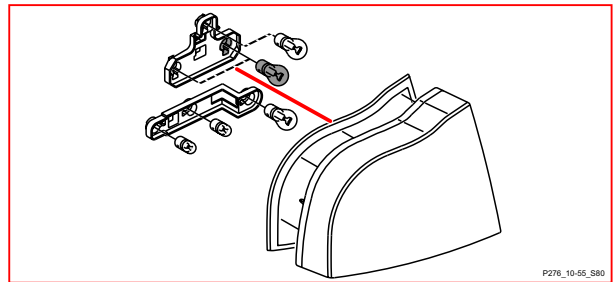
10/55 Left reversing light, S60



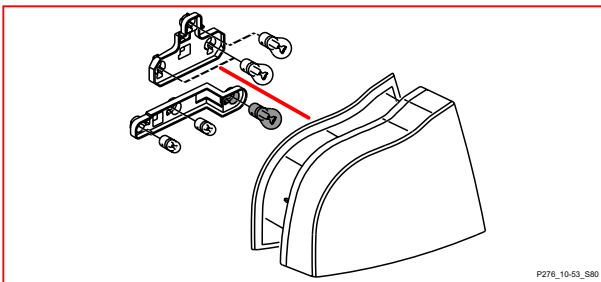
10/53 Rear left fog light, S60



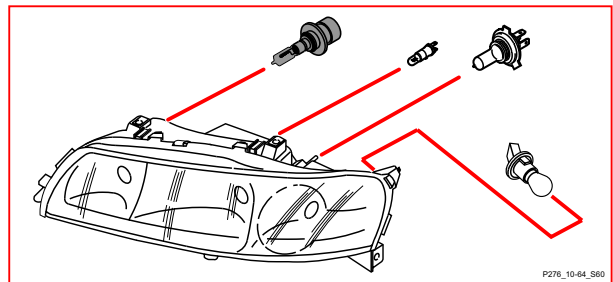
10/55 Left reversing light, S80



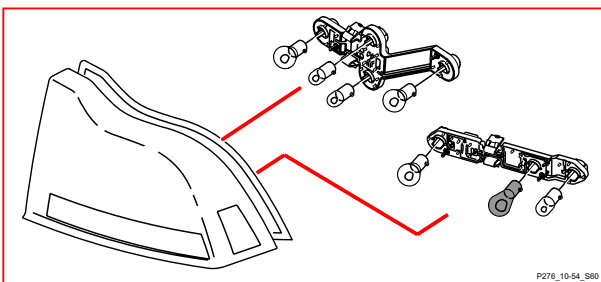
10/53 Rear left fog light, S80



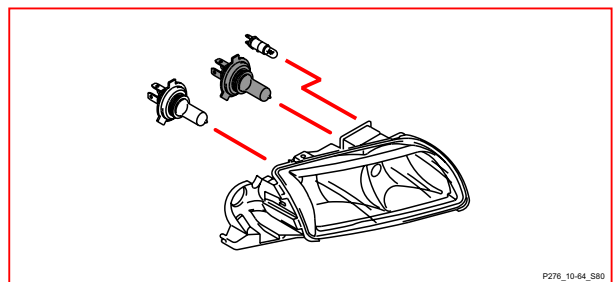
10/64 Right-hand high beam, S60



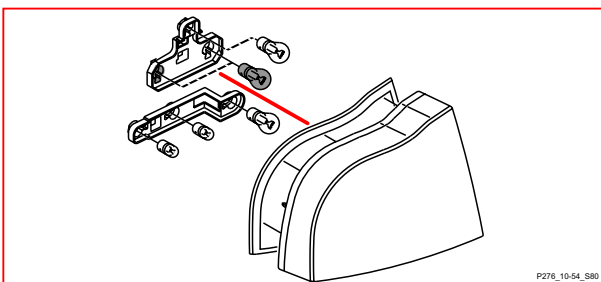
10/54 Rear direction indicator, S60



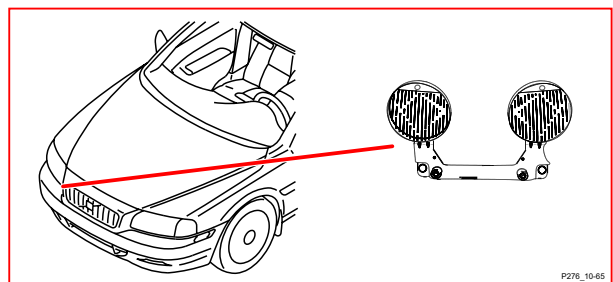
10/64 Right-hand high beam, S80



10/54 Rear left direction indicator, S80



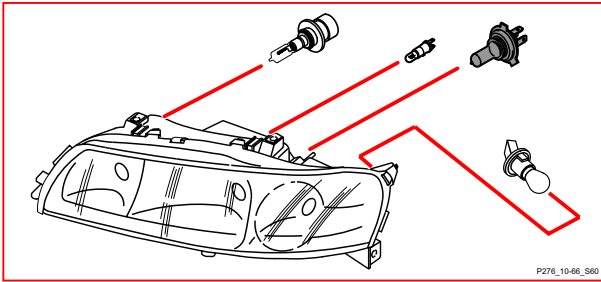
10/65 Auxiliary light, front right



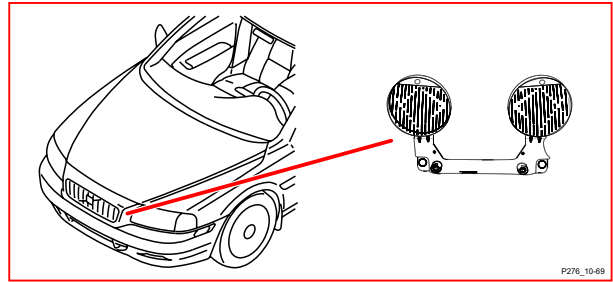
Component illustrations

10/66 - 10/73

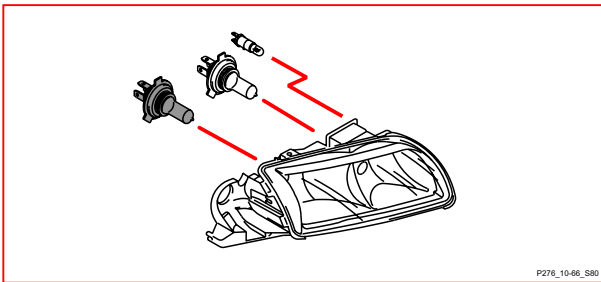
10/66 Right-hand low beam, S60



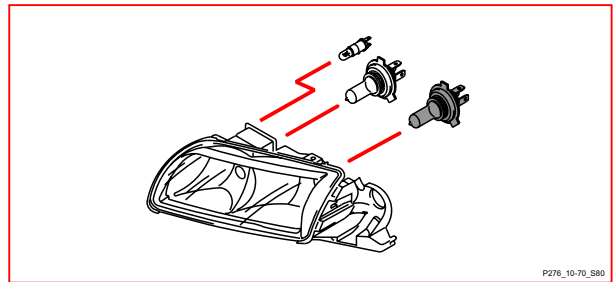
10/69 Auxiliary light, front left



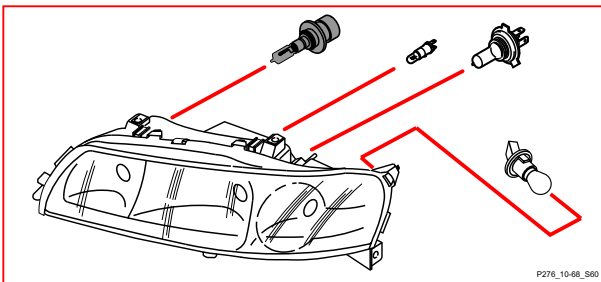
10/66 Right-hand low beam, S80



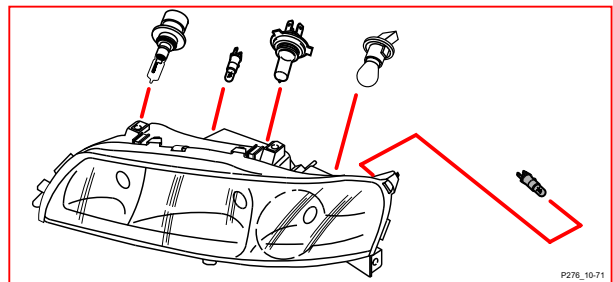
10/70 Left-hand low beam, S80



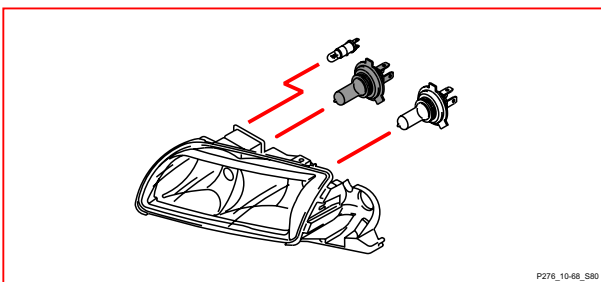
10/68 Left-hand high beam, S60



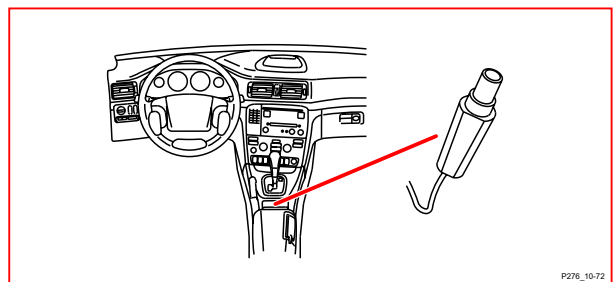
10/71 Side marker light, front left



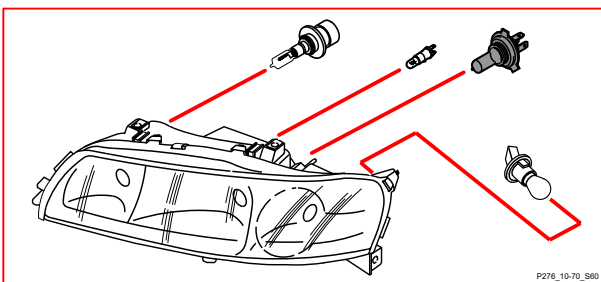
10/68 Left-hand high beam, S80



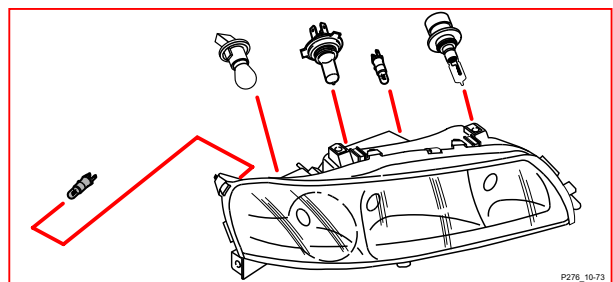
10/72 Front ashtray lighting



10/70 Left-hand low beam, S60



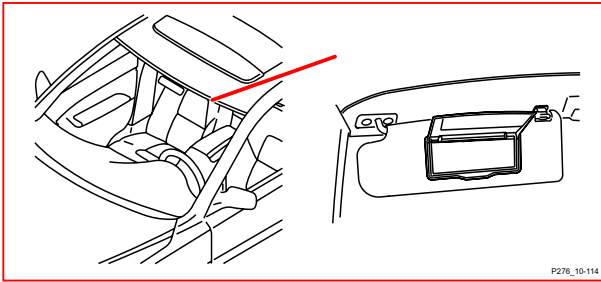
10/73 Side marker light, front right



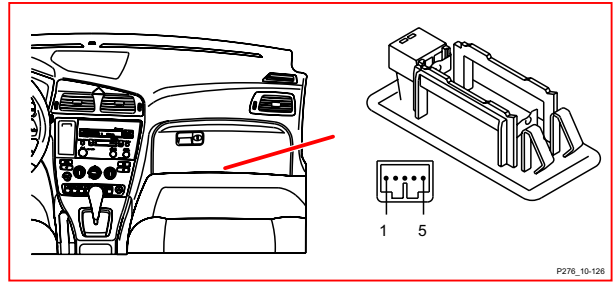
Component illustrations

10/114 -10/149

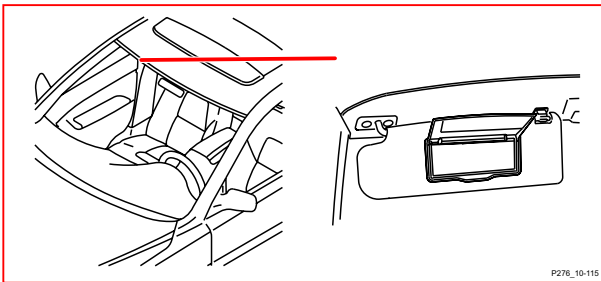
10/114 Left-hand vanity mirror lighting



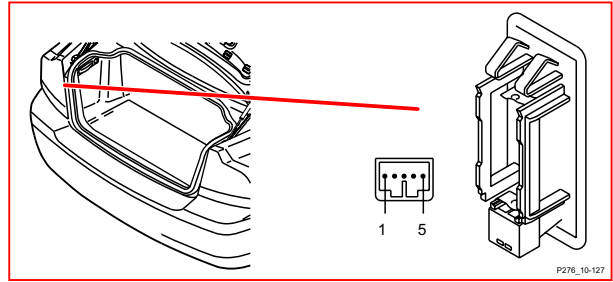
10/126 Right-hand front courtesy lighting



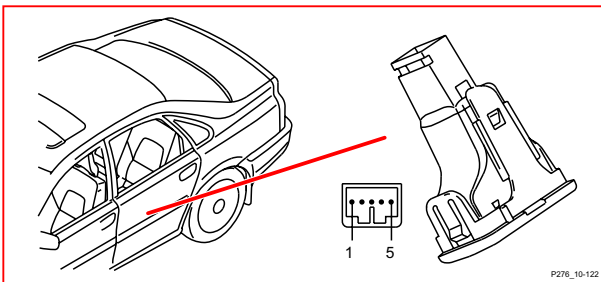
10/115 Right-hand vanity mirror lighting



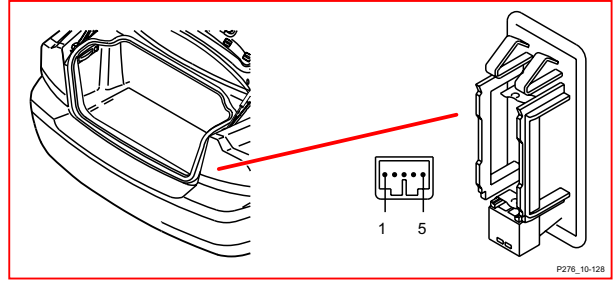
10/127 Lighting, cargo compartment, left-hand side



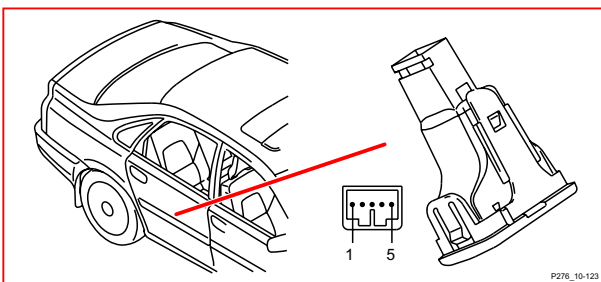
10/122 Left-hand rear courtesy lighting



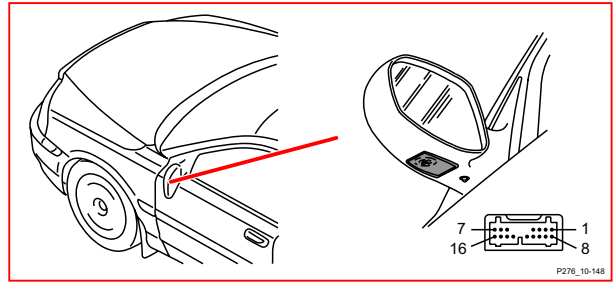
10/128 Lighting, cargo compartment, right-hand side



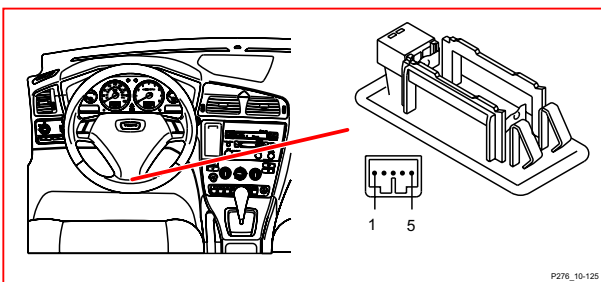
10/123 Right-hand rear courtesy lighting



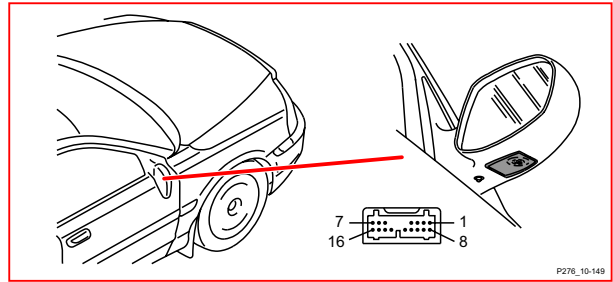
10/148 Driver's door mirror lighting



10/125 Left-hand front courtesy lighting



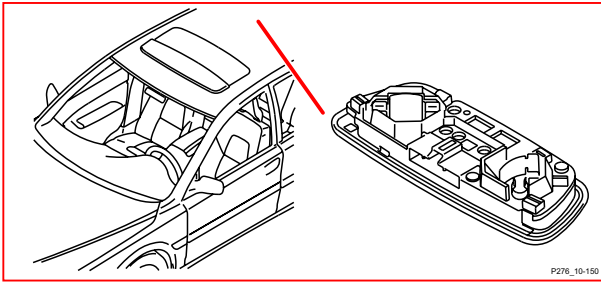
10/149 Passenger door mirror lighting



Component illustrations

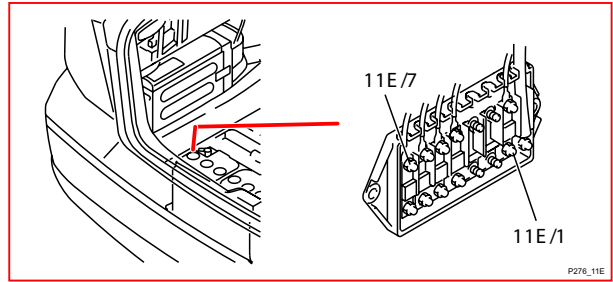
10/150 - 15/31

10/150 Rear reading light



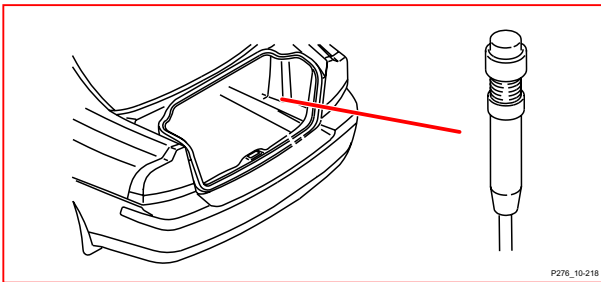
P276_10-150

11E/no. Main fuses at battery



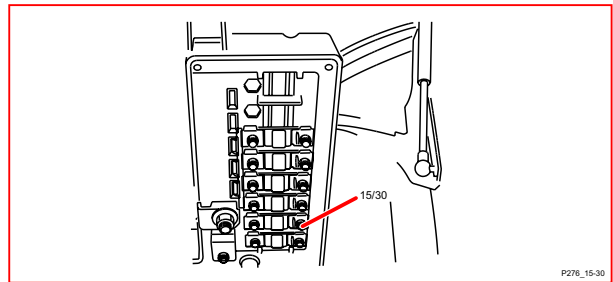
P276_11E

10/218 Indicator light, remote start



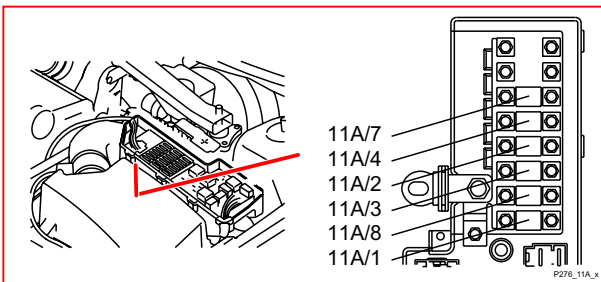
P276_10-218

15/30 Connecting rail to 15/31



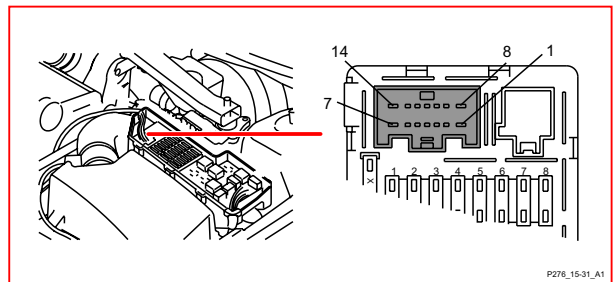
P276_15-30

11A/no. Main fuses in engine compartment fuse box



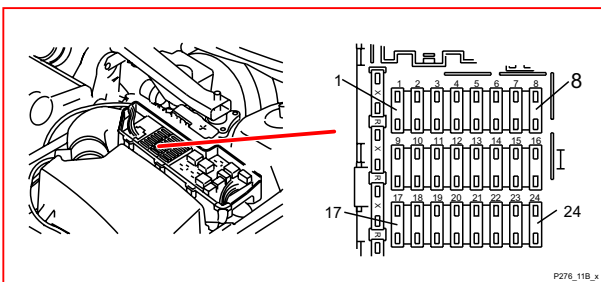
P276_11A_x

15/31 Engine compartment distribution box, A1



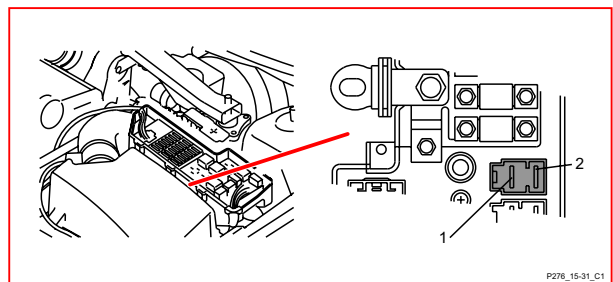
P276_15-31_A1

11B/no. Fuses in engine compartment fuse box



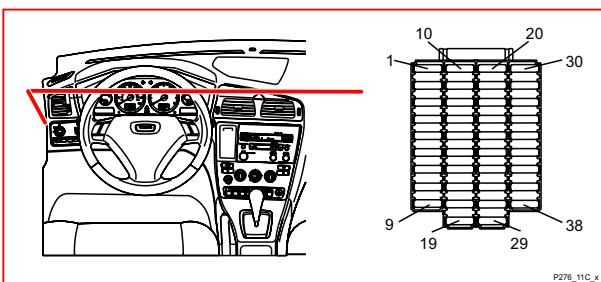
P276_11B_x

15/31 Engine compartment distribution box, C1



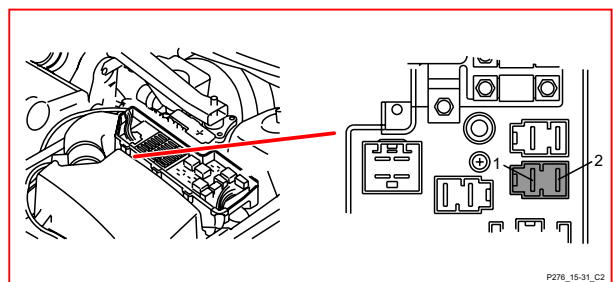
P276_15-31_C1

11C/no. Fuses in passenger compartment fuse box



P276_11C_x

15/31 Engine compartment distribution box, C2

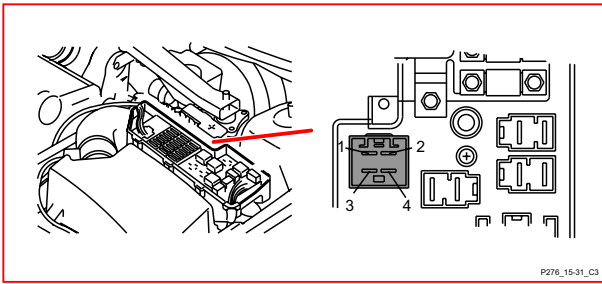


P276_15-31_C2

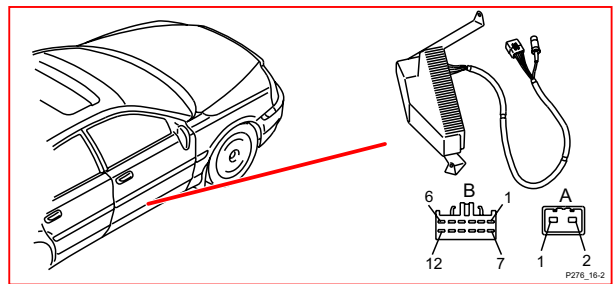
Component illustrations

15/31 - 16/6

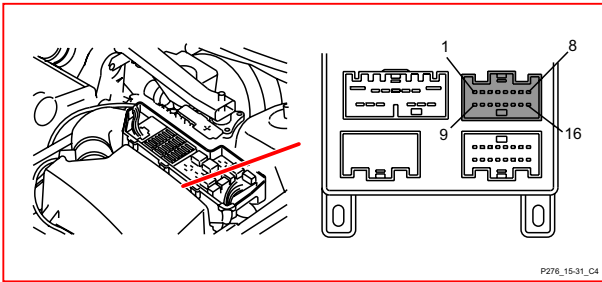
15/31 Engine compartment distribution box, C3



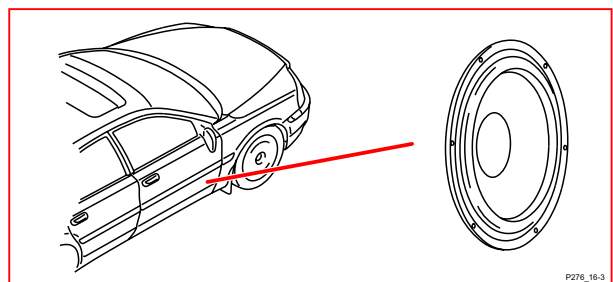
16/2 Amplifier



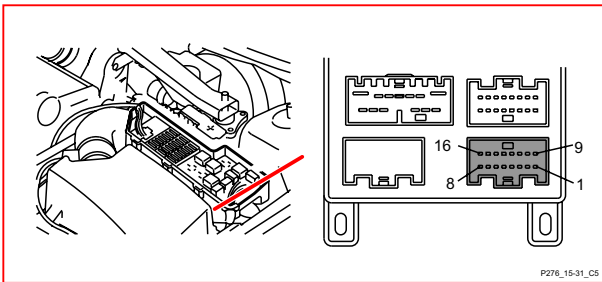
15/31 Engine compartment distribution box, C4



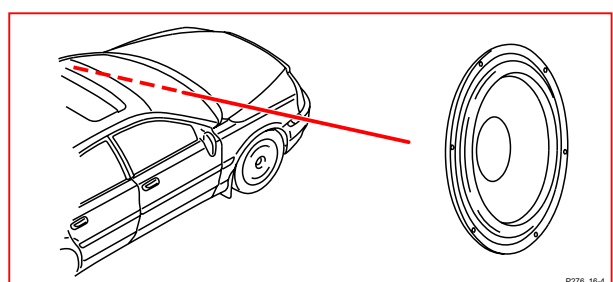
16/3 Right-hand front door speaker



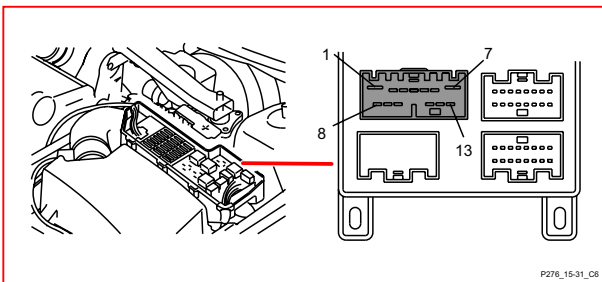
15/31 Engine compartment distribution box, C5



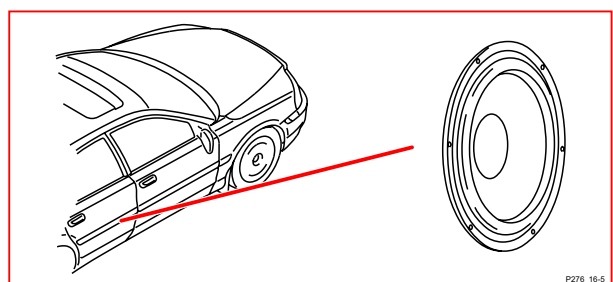
16/4 Left-hand front door speaker



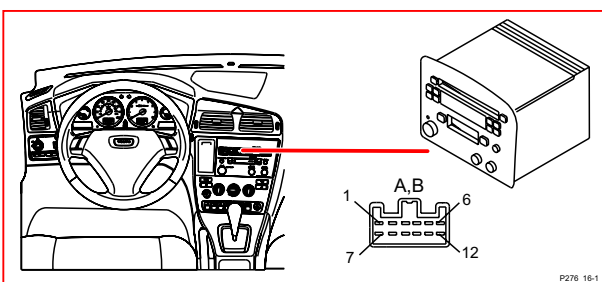
15/31 Engine compartment distribution box, C6



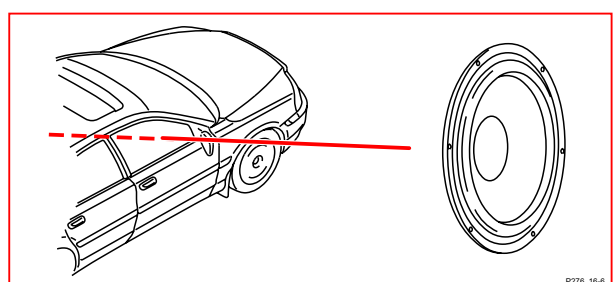
16/5 Right-hand rear door speaker



16/1 Audio Module (AUM)



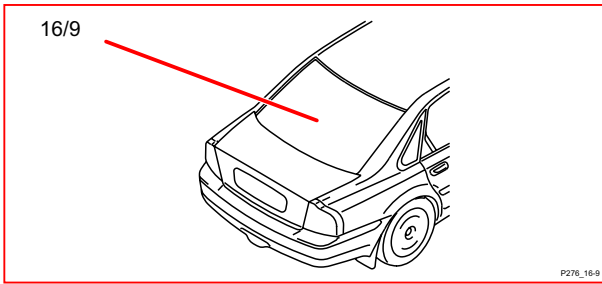
16/6 Left-hand rear door speaker



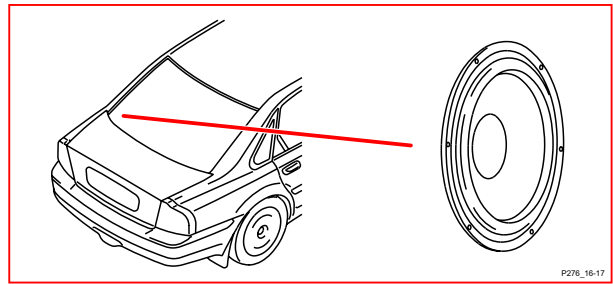
Component illustrations

16/9 - 16/36

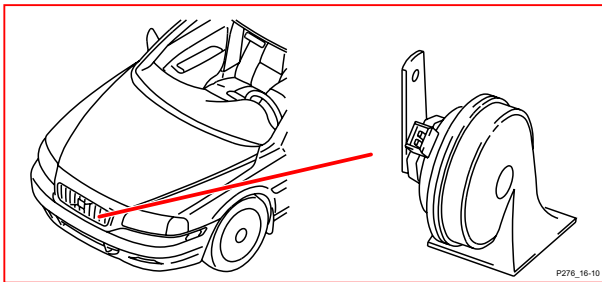
16/9 Window antenna



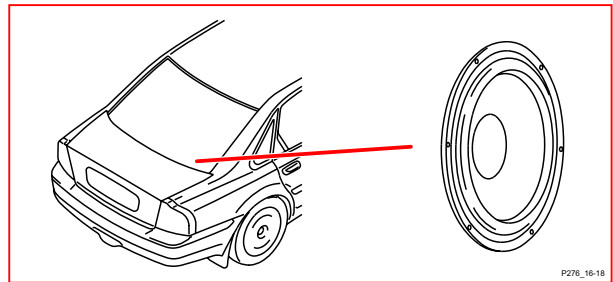
16/17 Left-hand speaker, rear shelf



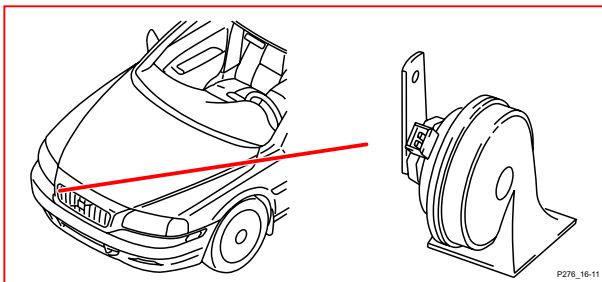
16/10 Horn 1



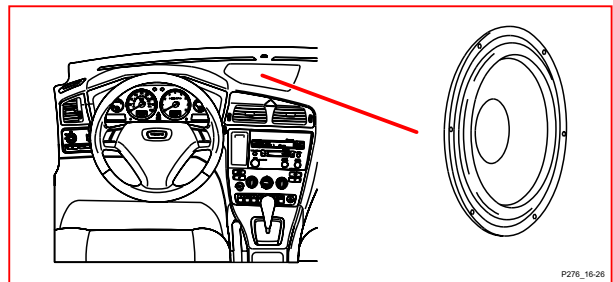
16/18 Right-hand speaker, rear shelf



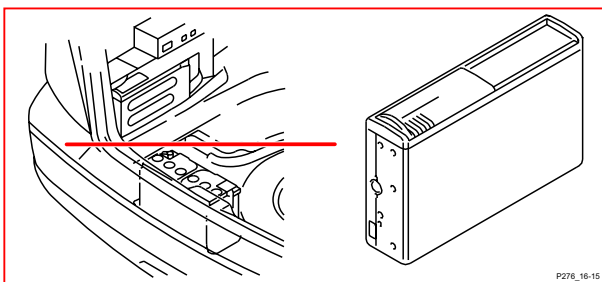
16/11 Horn 2



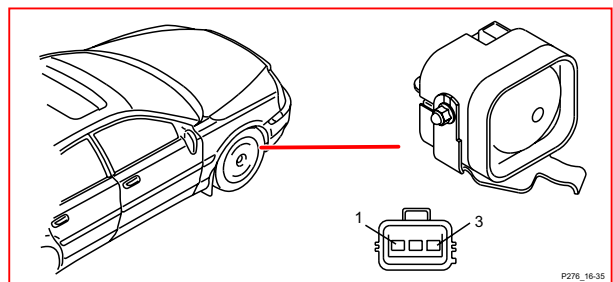
16/26 Center dashboard speaker



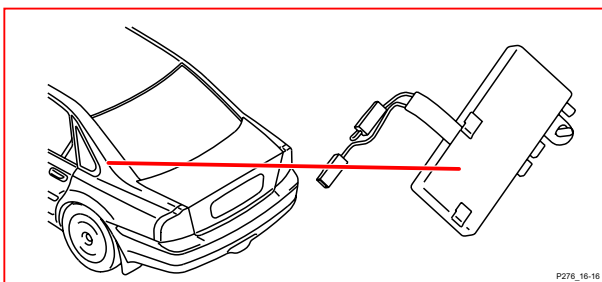
16/15 CD changer



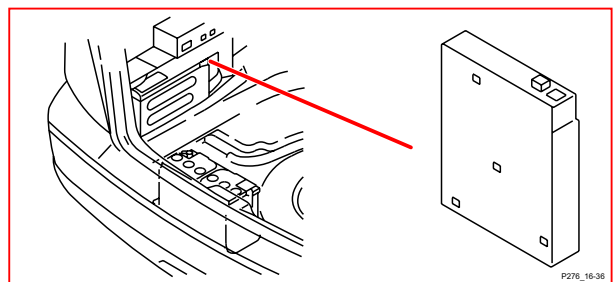
16/35 Siren Control Module (SCM)



16/16 Window antenna amplifier



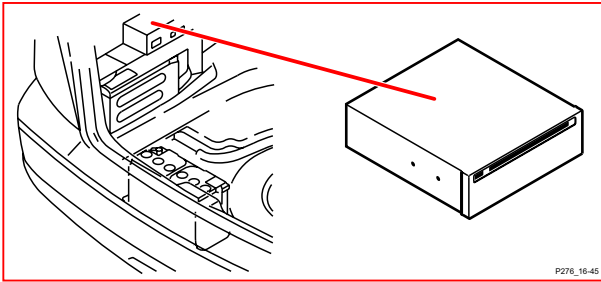
16/36 TV receiver



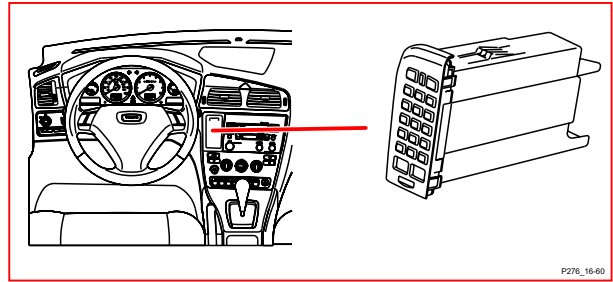
Component illustrations

16/45 - 16/67

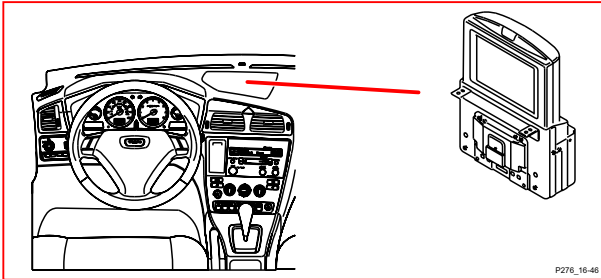
16/45 Road Traffic Information (RTI)



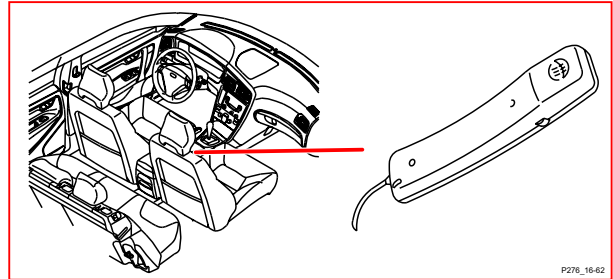
16/60 Phone Module (PHM)



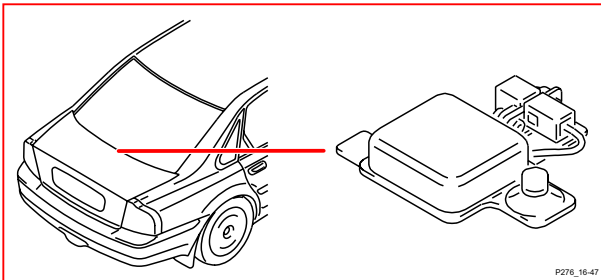
16/46 RTI Display



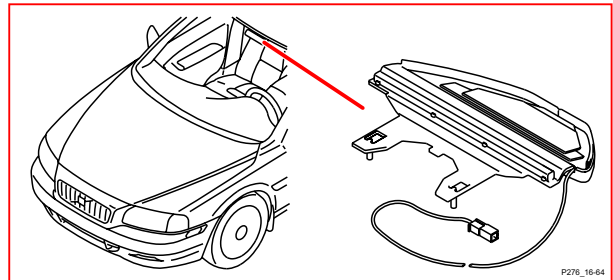
16/62 Hand unit, mobile phone



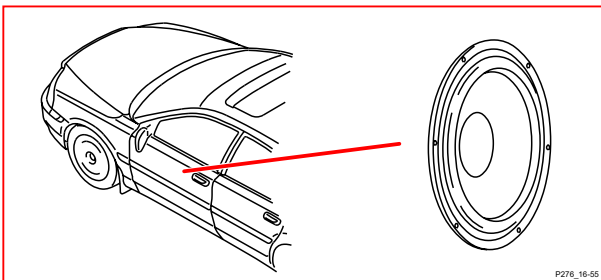
16/47 GPS antenna RTI



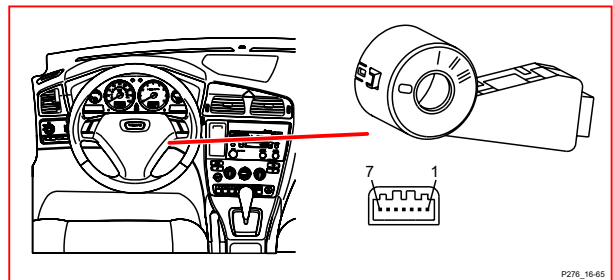
16/64 Antenna, mobile telephone



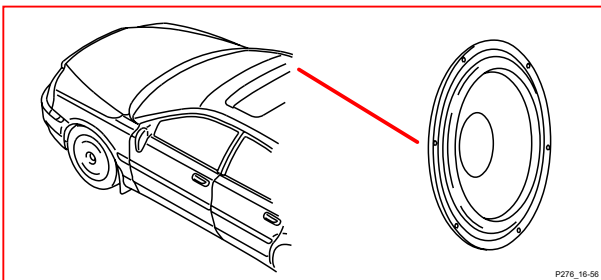
16/55 Left-hand front tweeter



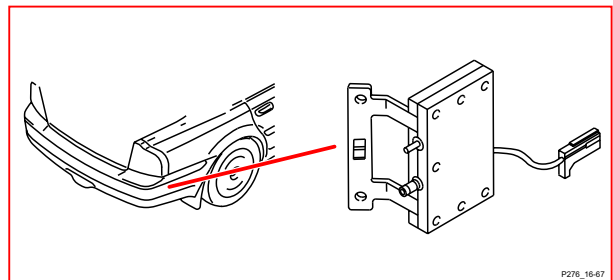
16/65 Antenna ring/ignition switch lighting



16/56 Right-hand front tweeter



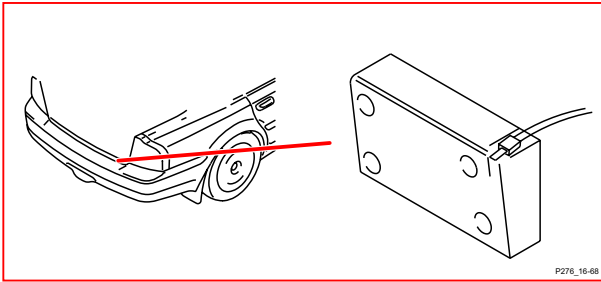
16/67 Amplifier antenna, bumper



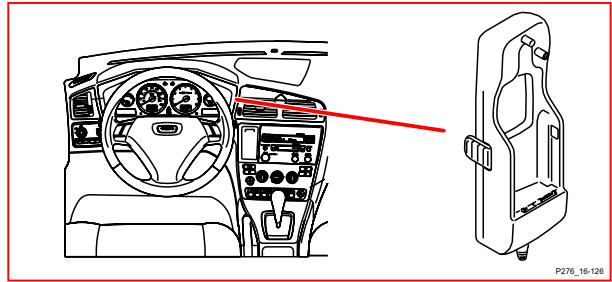
Component illustrations

16/68 - 17/19

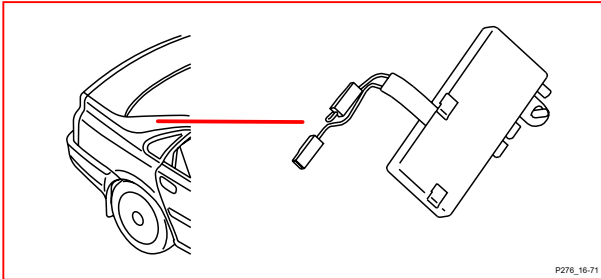
16/68 Antenna, bumper



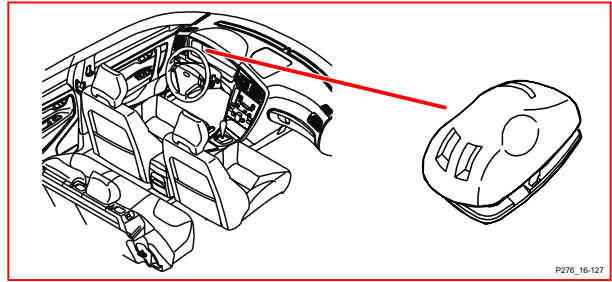
16/126 Holder, cellular telephone handsfree



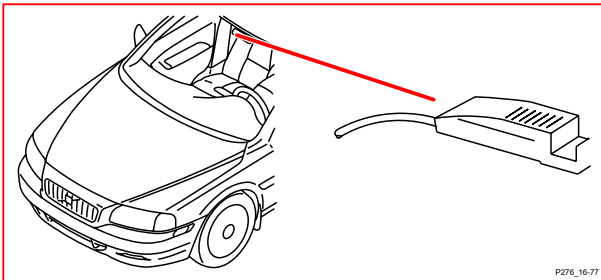
16/71 Window antenna amplifier 1, right



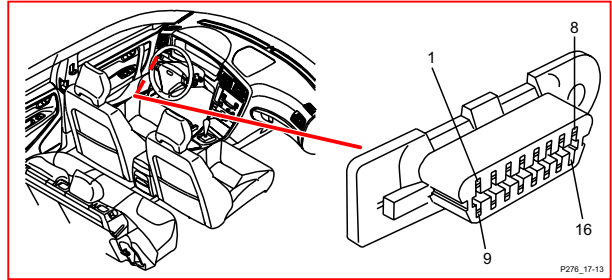
16/12 Microphone, cellular telephone handsfree



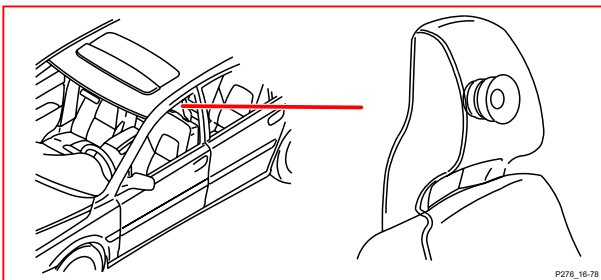
16/77 Microphone, mobile telephone



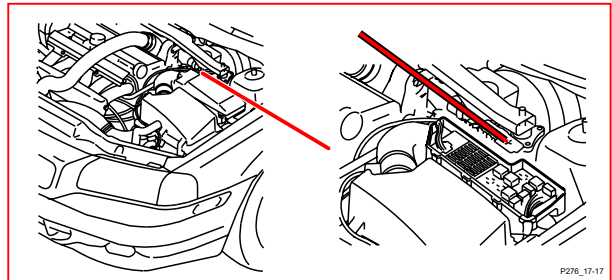
17/13 Data link connector



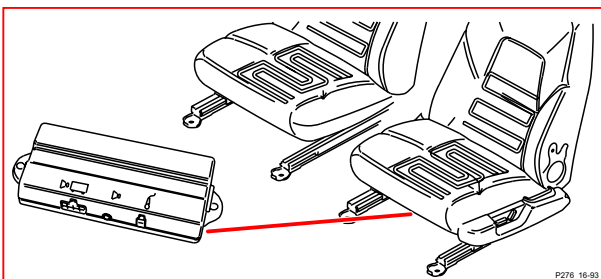
16/78 Speaker, mobile telephone



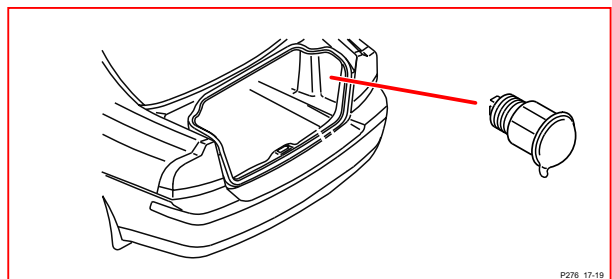
17/17 Jump start connection



16/93 Control module, cellular telephone handsfree



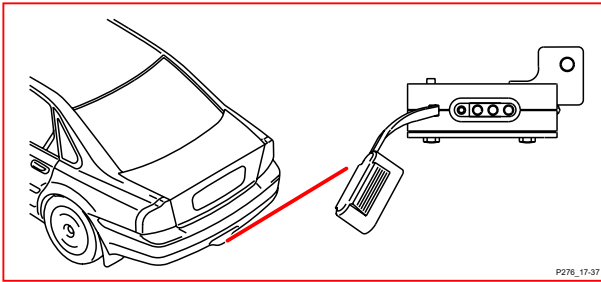
17/19 12V outlet, cargo compartment



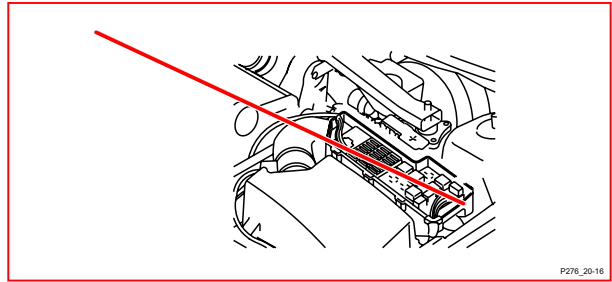
Component illustrations

17/37 - 31/4

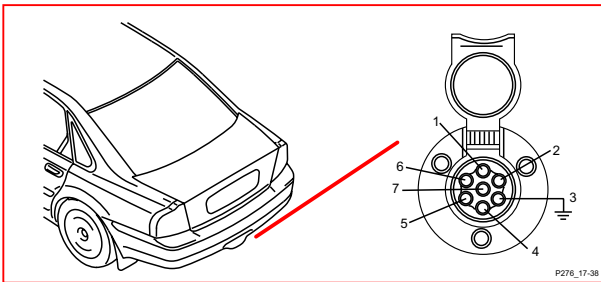
17/37 4-pin outlet, towbar cable harness



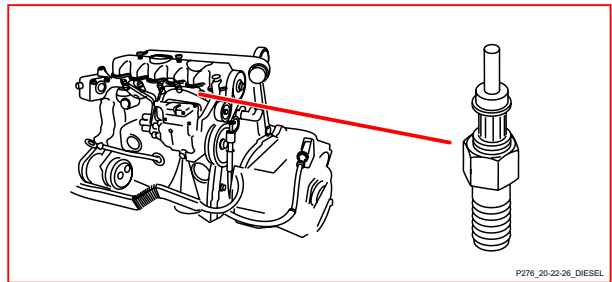
20/16 Capacitor



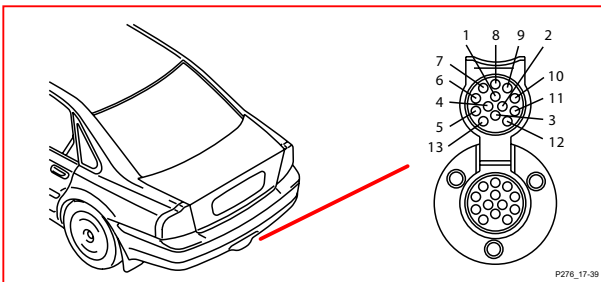
17/38 7-pin outlet, towbar cable harness



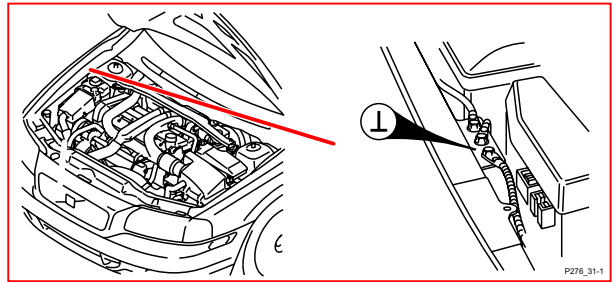
20/22-26 Glow plug



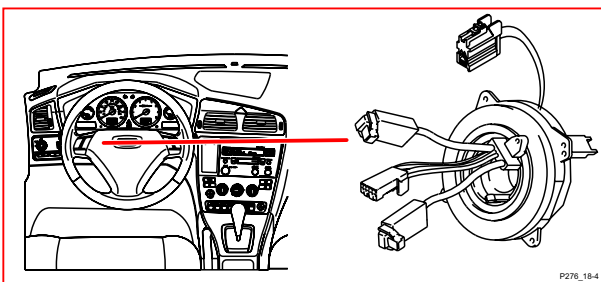
17/39 13-pin outlet, towbar cable harness



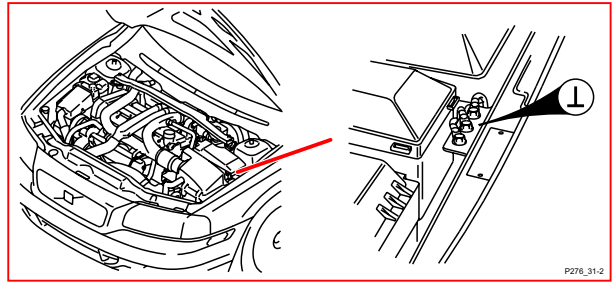
31/1 Ground connection, right MacPherson strut tower



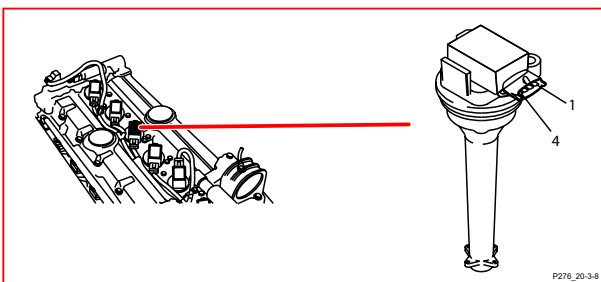
18/4 Contact reel



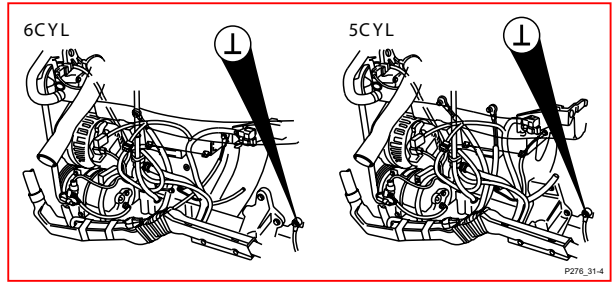
31/2 Ground connection, left MacPherson strut tower



20/3-8 Spark plug and ignition coil



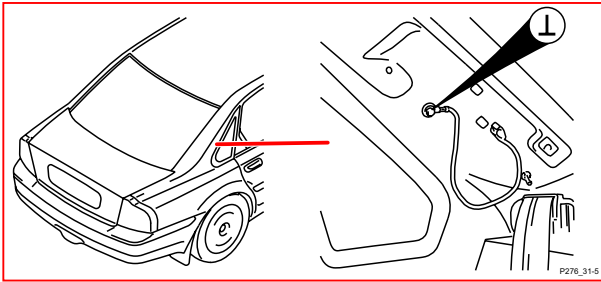
31/4 Ground connection, engine



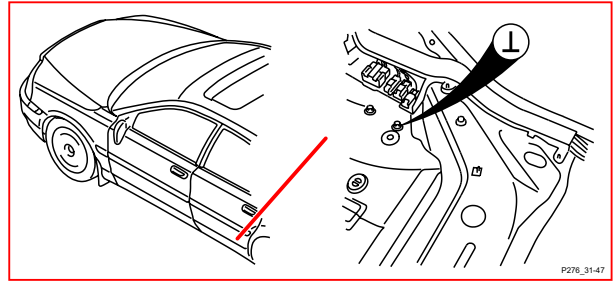
Component illustrations

31/5 - 31/67

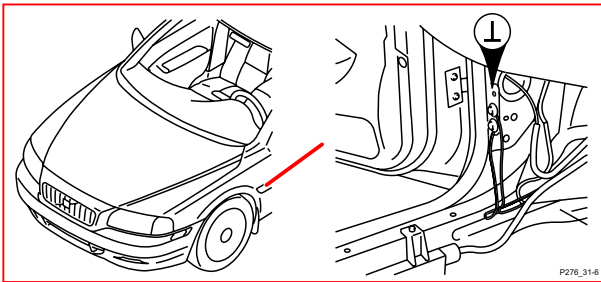
31/5 Ground connection, right D-post



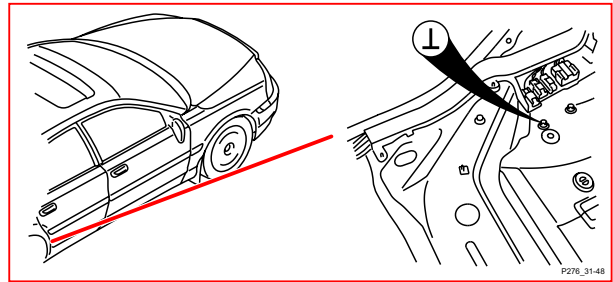
31/47 Ground connection, rear right seat riser



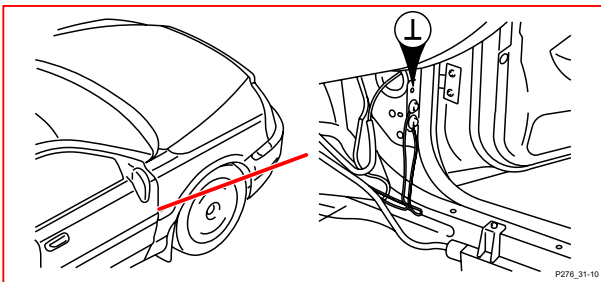
31/6 Ground connection, driver's side A-post



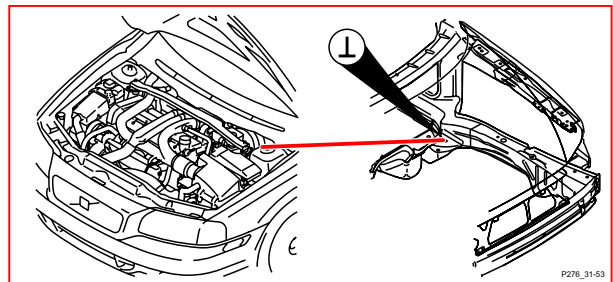
31/48 Ground connection, rear right seat riser



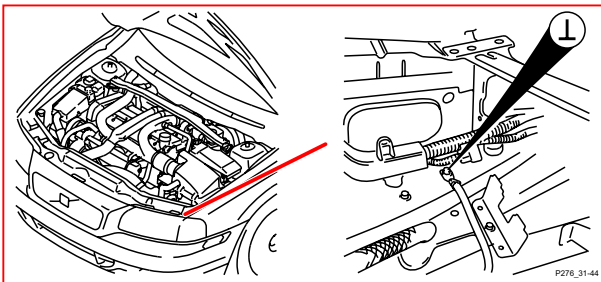
31/10 Ground connection, right-hand side A-post



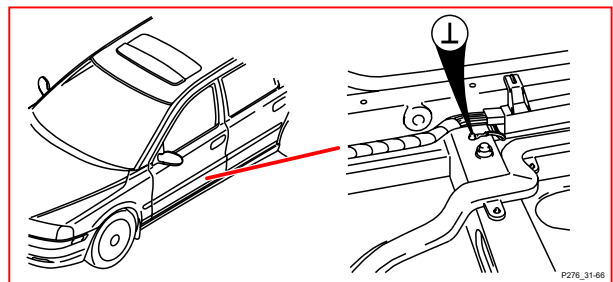
31/53 Ground connection, firewall



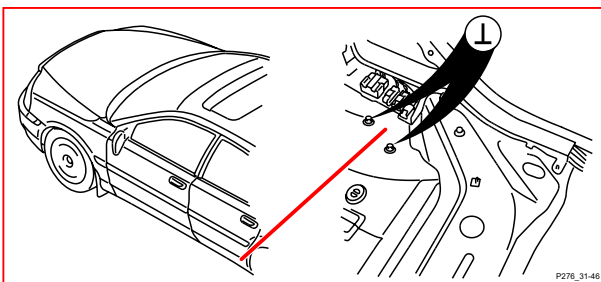
31/44 Ground connection, left-hand side member, lower engine compartment



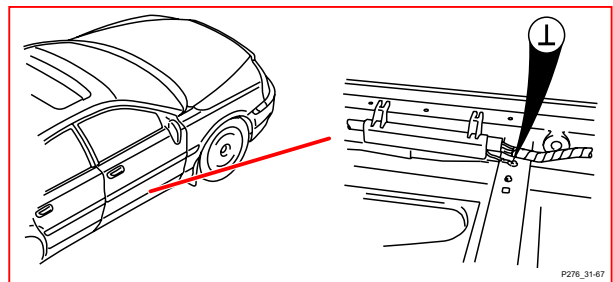
31/66 Ground connection, front left seat riser



31/46 Ground connection, rear left seat riser



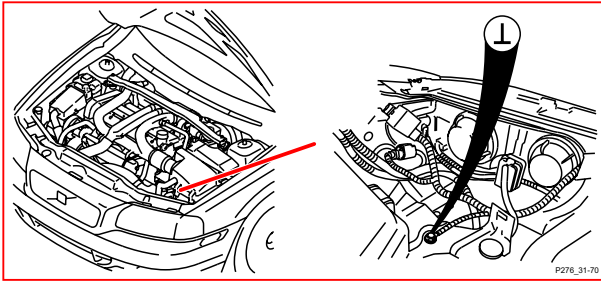
31/67 Ground connection, front right seat riser



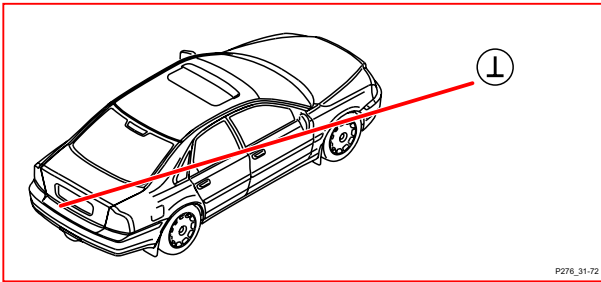
Component illustrations

31/70 - 31/94

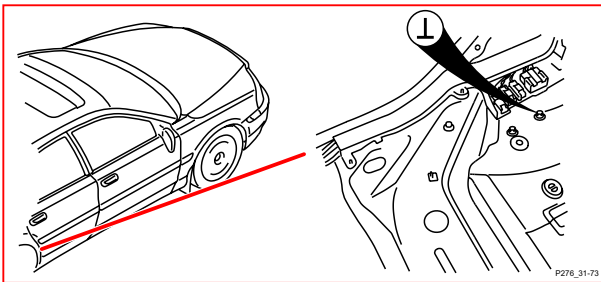
31/70 Ground connection, left-hand side member, lower engine compartment



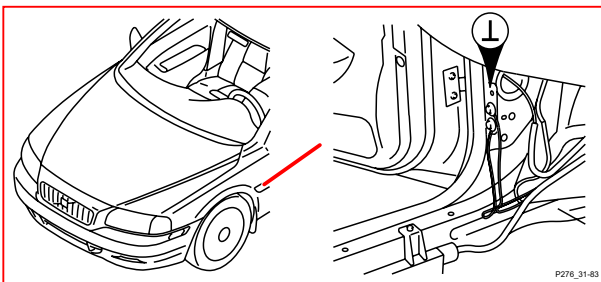
31/72 Ground connection, cargo compartment



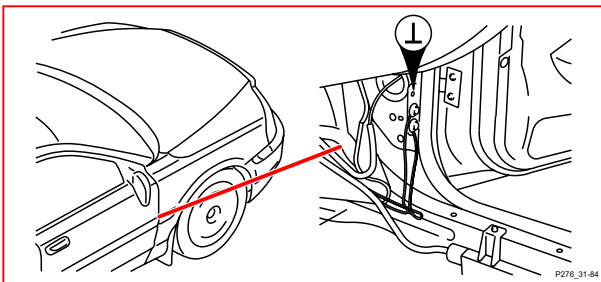
31/73 Ground connection, rear right seat riser



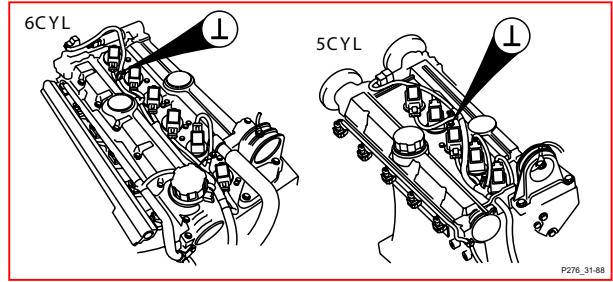
31/83 Ground connection, left-hand side A-post



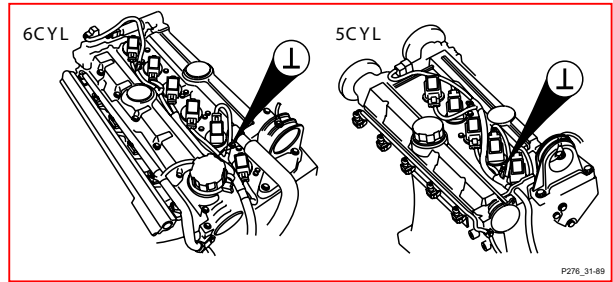
31/84 Ground connection, right-hand side A-post



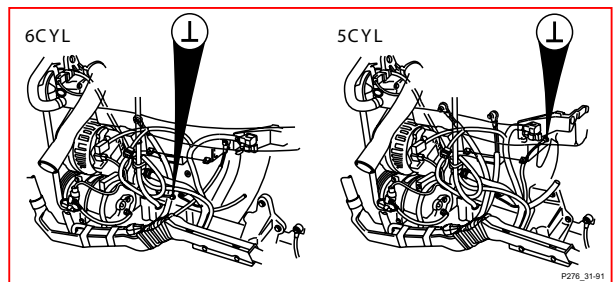
31/88 Ground connection, Engine ignition coils, group 1



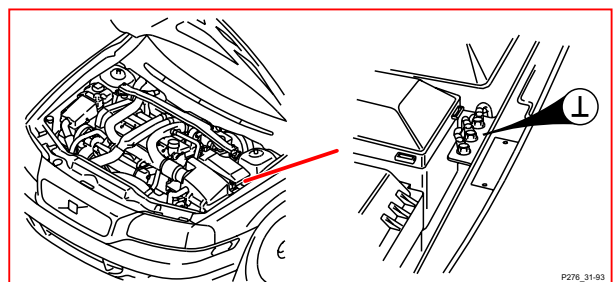
31/89 Ground connection, Engine ignition coils, group 2



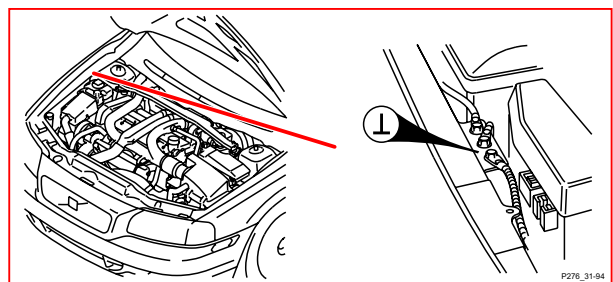
31/91 Ground connection, engine



31/93 Ground connection, left MacPherson strut tower



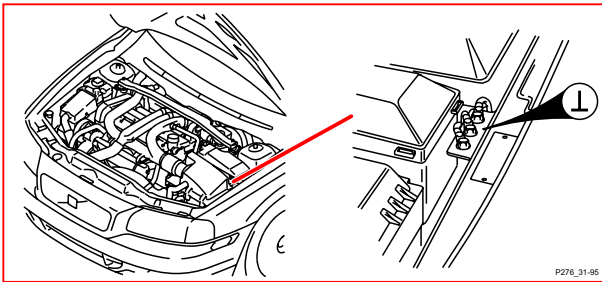
31/94 Ground connection, right MacPherson strut tower



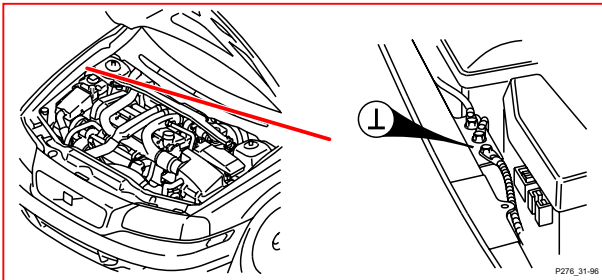
Component illustrations

31/95 - 54/7

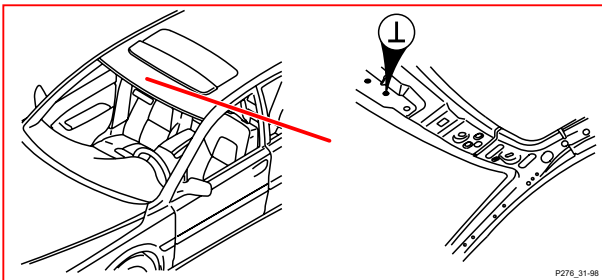
31/95 Ground connection, left MacPherson strut tower



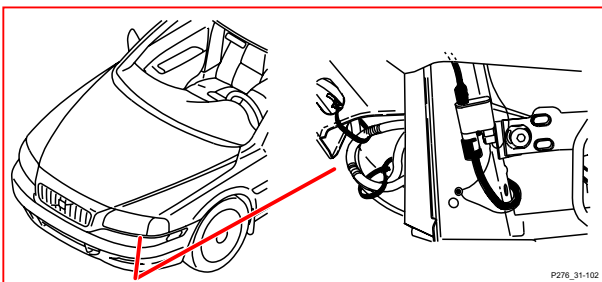
31/96 Ground connection, right MacPherson strut tower



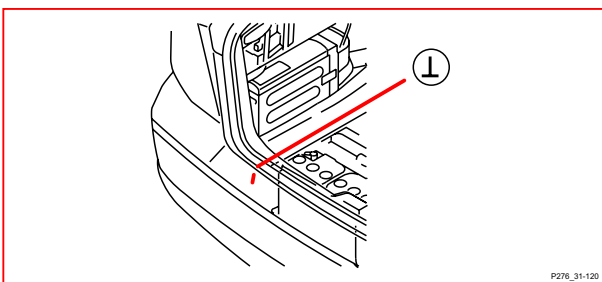
31/98 Ground connection, upper windshield member



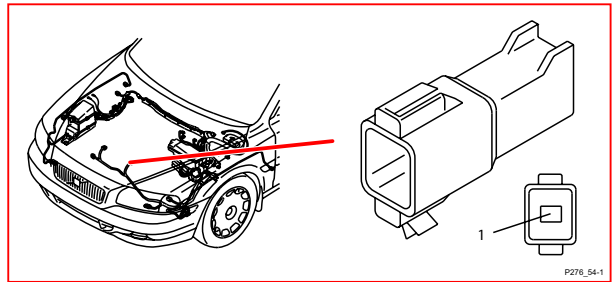
31/102 Ground connection, front member



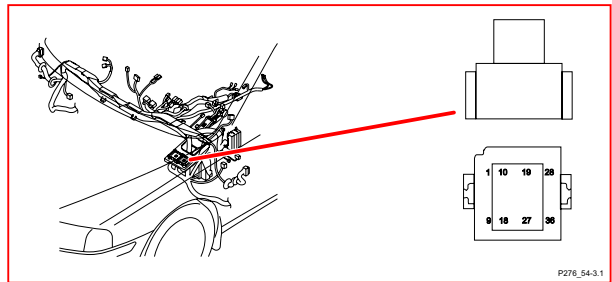
31/120 Ground connection, cargo compartment



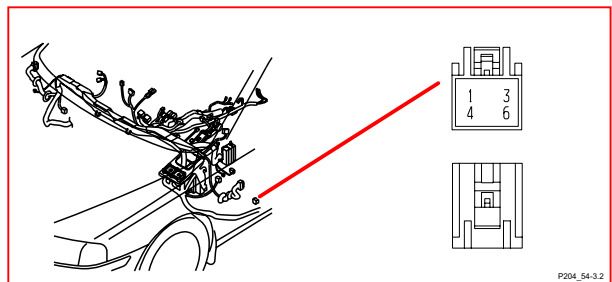
54/1 Connector



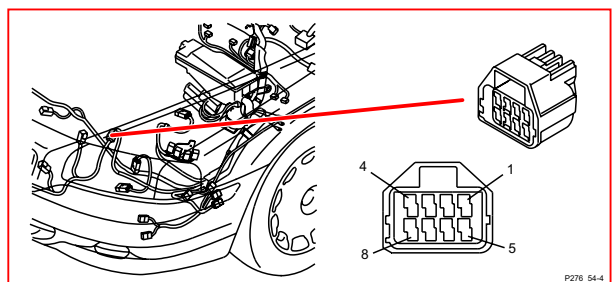
54/3.1 Connector



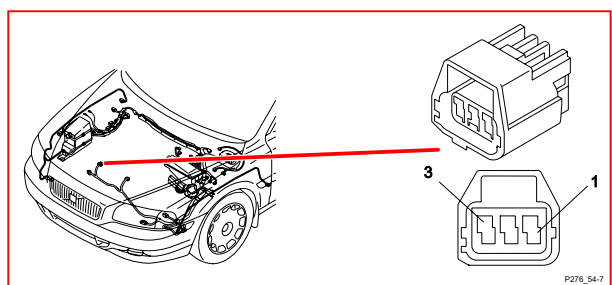
54/3.2 Connector



54/4 Connector



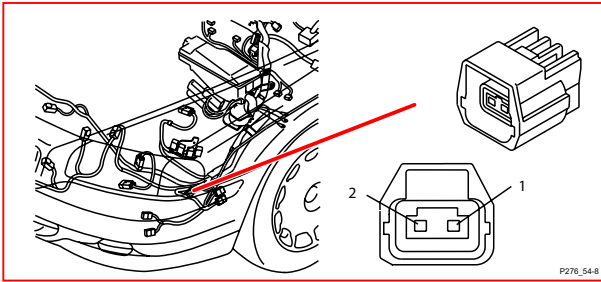
54/7 Connector



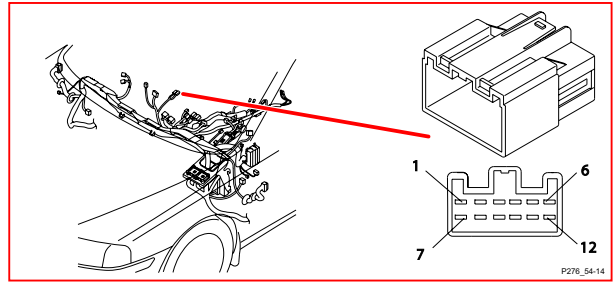
Component illustrations

54/8 - 54/23

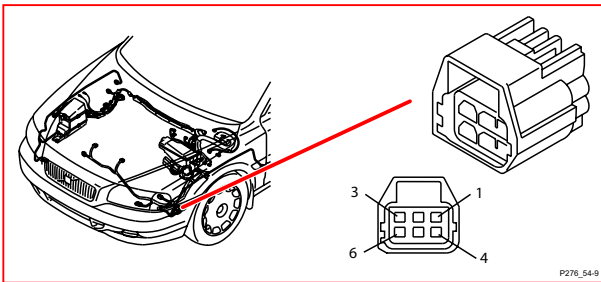
54/8 Connector



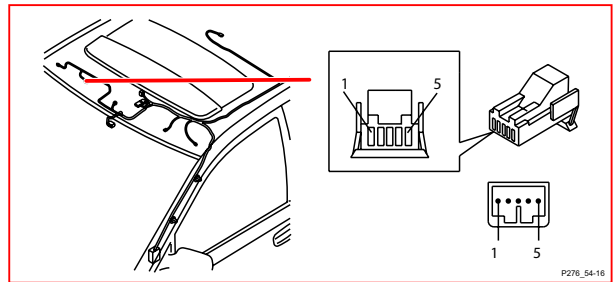
54/14 Connector



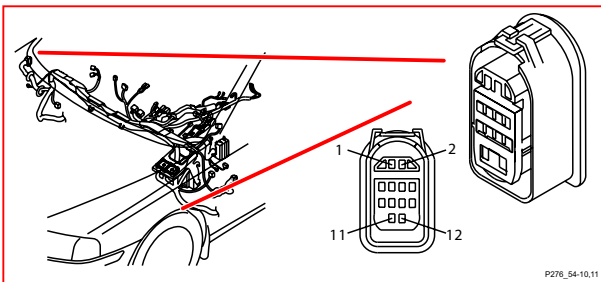
54/9 Connector



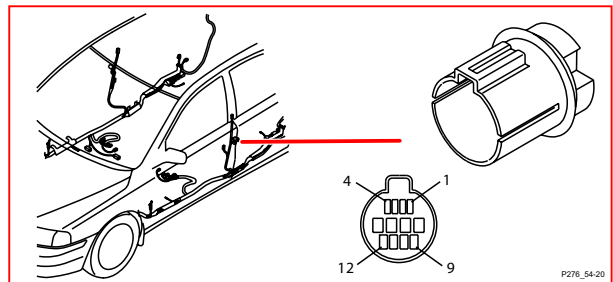
54/16 Connector



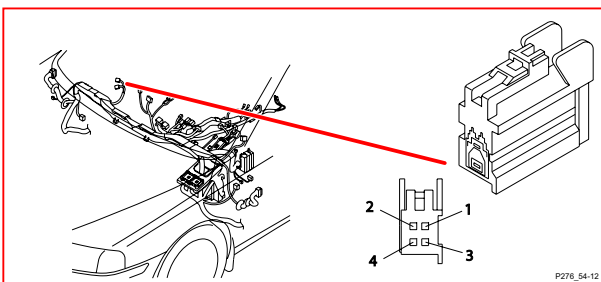
54/10-11 Connector



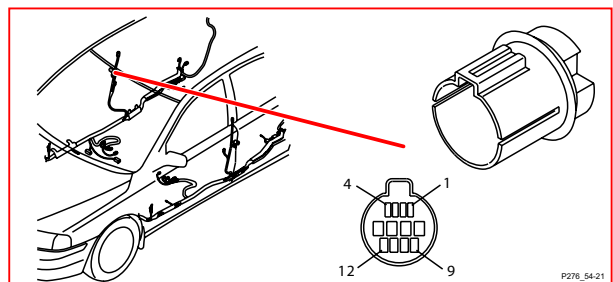
54/20 Connector



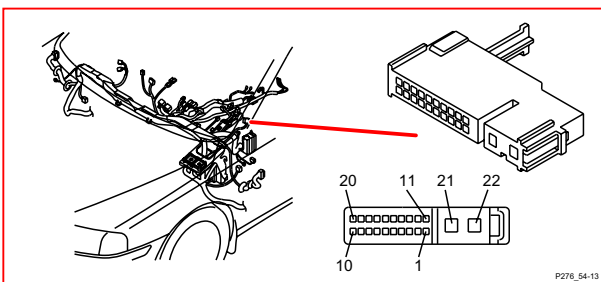
54/12 Connector



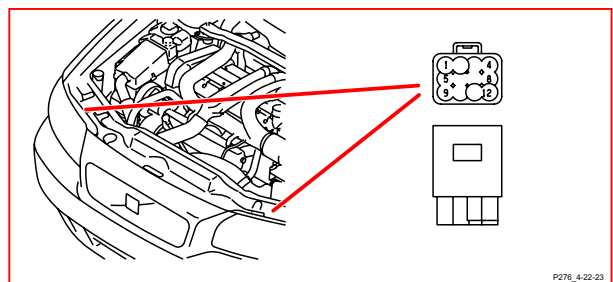
54/21 Connector



54/13 Connector



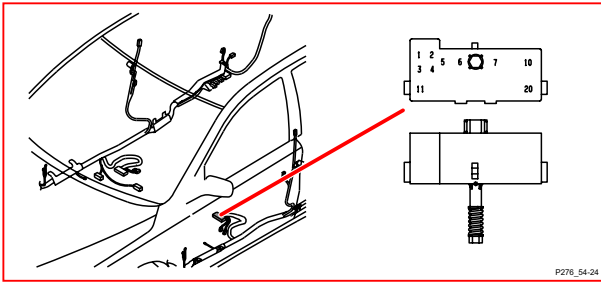
54/22-23 Connector



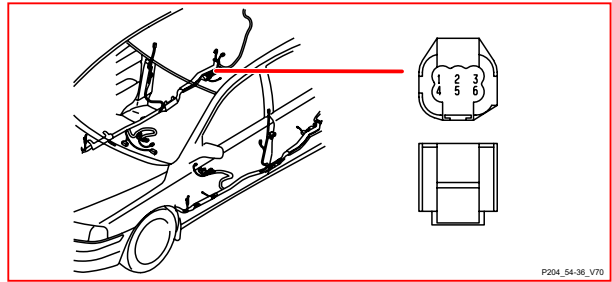
Component illustrations

54/24 - 54/53

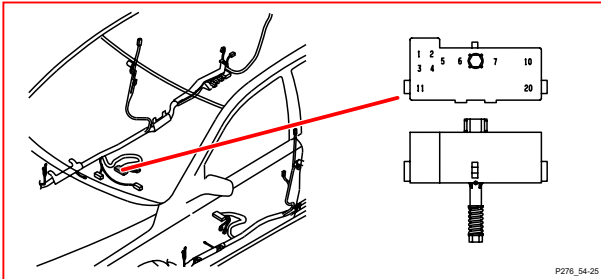
54/24 Connector



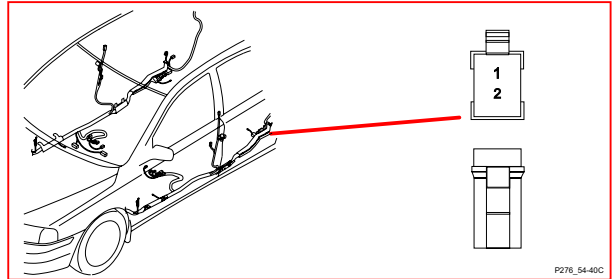
54/36 Connector



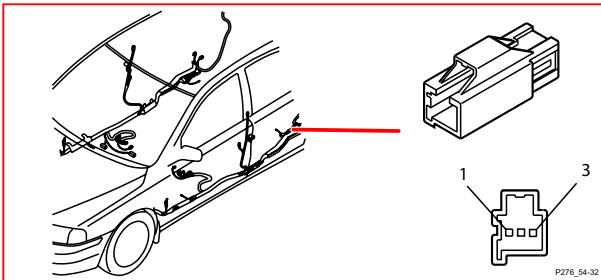
54/25 Connector



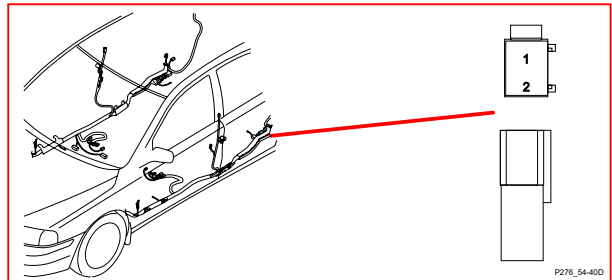
54/40C Connector



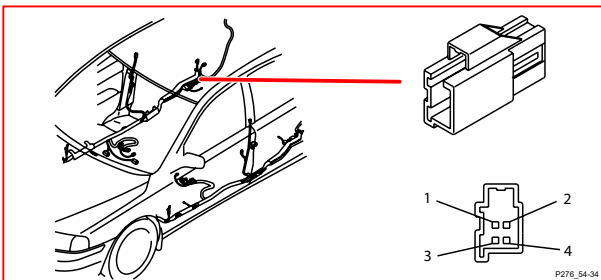
54/32 Connector



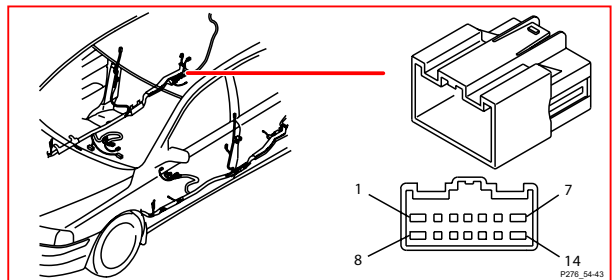
54/40D Connector



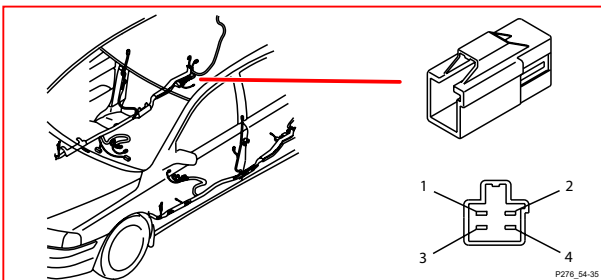
54/34 Connector



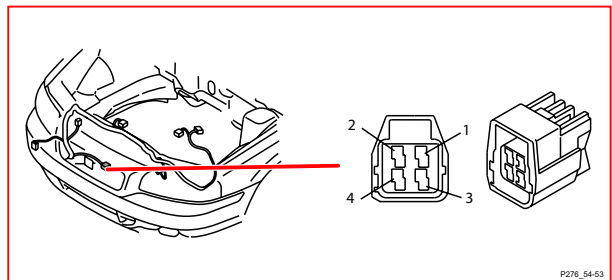
54/43 Connector



54/35 Connector



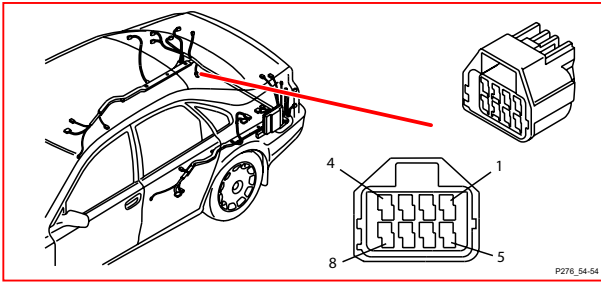
54/53 Connector



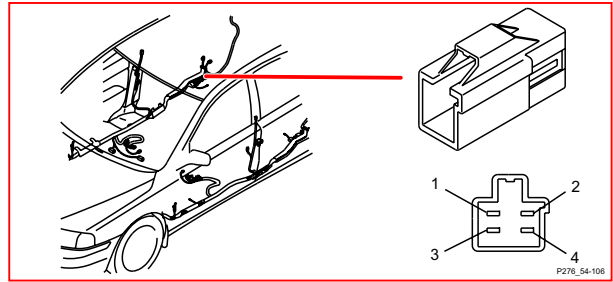
Component illustrations

54/54 - 54/1400

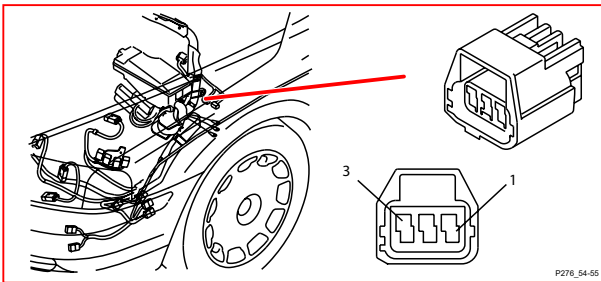
54/54 Connector



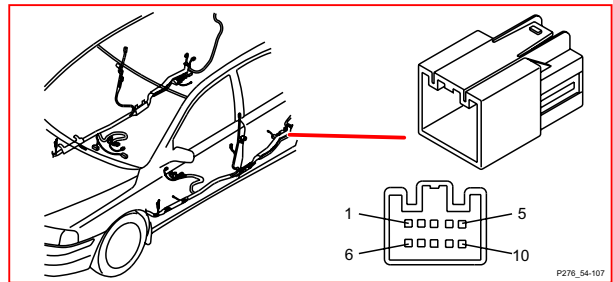
54/106 Connector



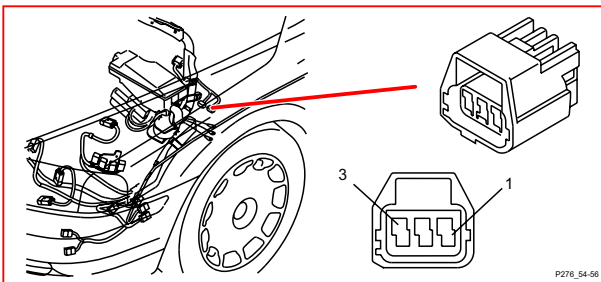
54/55 Connector



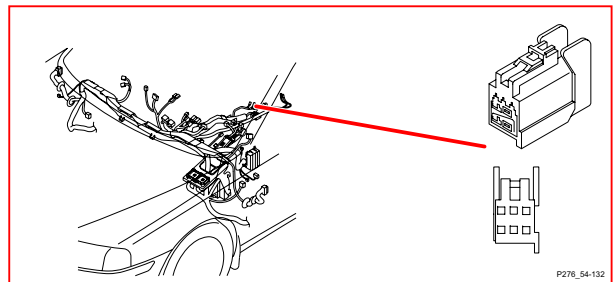
54/107 Connector



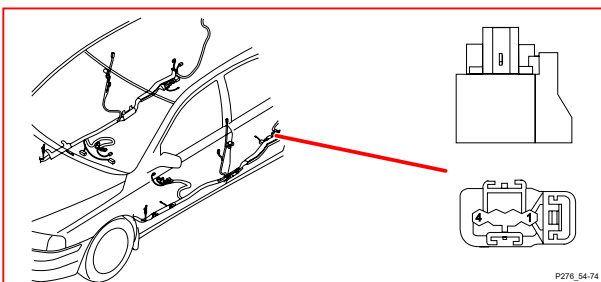
54/56 Connector



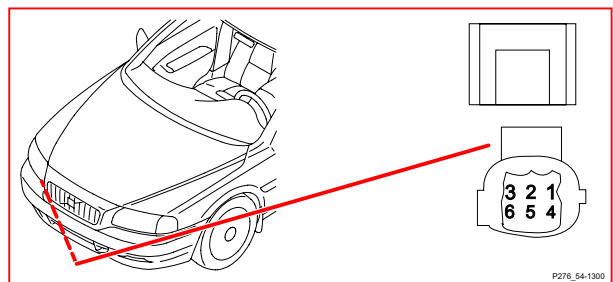
54/132 Connector



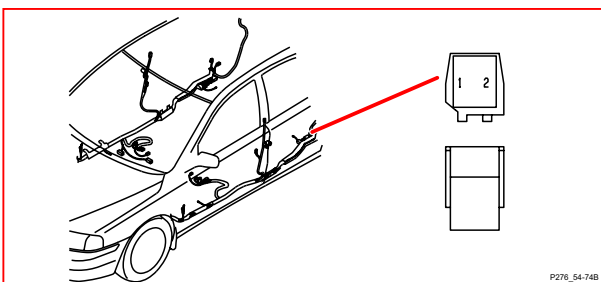
54/74 Connector



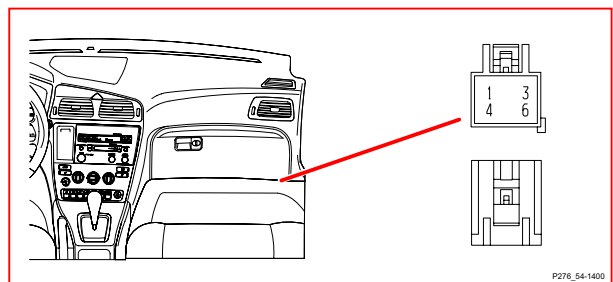
54/1300 Connector



54/74B Connector



54/1400 Connector



Index

| | |
|-------------------------------------|----|
| 12V outlet | 80 |
| 12V outlet, cargo compartment | 81 |

A

| | |
|--|---|
| Abbreviations | 5 |
| Accessories | 67, 76, 81, 82, 83, 84, 94, 95, 96, 117, 118, 119, 120 |
| Accessory Electronic Module (AEM) | 76 |
| Additional electrical equipment, Group 36 | 68 |
| Alternator and voltage regulator, Group 32 | 54 |
| Anti-theft alarm | 75 |
| Audio | 90 |
| Audio adapter cable harness | 96 |
| Audio with auxiliary amplifier | 88 |
| Automatic transmission | 97, 98 |
| Auxiliary light | 67 |

B

| | |
|----------------------------------|-----|
| Beam length adjustment | 66 |
| Bi-Fuel harness | 161 |
| Brake control system (BCM) | 102 |
| Brake lights | 60 |
| Brake system, Group 59 | 102 |

C

| | |
|--|-----|
| Cable harness routing in vehicle | 151 |
| Cargo compartment harness | 157 |
| Cellular phone | 91 |
| Central Electronic Module (CEM) | 32 |
| Central locking | 105 |
| Climate control system | 114 |
| Climate controls, Group 87 | 116 |
| Color abbreviations | 5 |
| Component illustrations | 162 |
| Connectors | 124 |
| Control modules | 30 |
| Cooling fan | 52 |
| Cooling system, Group 26 | 52 |
| Countries/Markets, abbreviations | 5 |
| Cruise control | 53 |

D

| | |
|--|-----|
| Diagnostics system | 79 |
| Differential Electronic Module (DEM) | 101 |
| Direction indicator | 69 |
| Door harness | 160 |
| Doors and openings, Group 83 | 105 |
| Driver information module | 86 |
| Driver information module, Bi-Fuel | 87 |

E

| | |
|---|----------|
| Electrically adjustable head restraint | 122 |
| Electronic immobilizer | 74 |
| Electronic power steering | 103 |
| Emission control, 5-cyl | 50 |
| Emission control, 5-cyl & 6-cyl Turbo | 51 |
| Engine compartment harness | 153, 154 |
| Engine control, Group 27 | 53 |
| Engine harness, Diesel | 152 |
| Engine harness, Gasoline | 151 |
| Engine management system, 5-cyl | 40 |
| Engine management system, 5-cyl Turbo | 42 |
| Engine management system, 6-cyl | 44 |
| Engine management system, Bi-fuel | 46 |
| Engine management system, Diesel | 48 |
| Exterior decorative elements etc., Group 84 | 108 |

F

| | |
|--|-----|
| Fog lights | 59 |
| Four-C | 104 |
| Fuel system, Group 23 | 40 |
| Fuses | 10 |
| Fuses by the battery, 11E | 15 |
| Fuses in the engine compartment distribution box | 10 |
| Fuses in the engine compartment, 11A | 10 |
| Fuses in the passenger compartment, 11C | 15 |
| Fuses, Central Electronic Module (CEM) | 16 |
| Fuses, Rear Electronic Module (REM) | 18 |

G

| | |
|--------------------------|--------|
| Geartronic | 99 |
| Ground connections | 22, 26 |
| Groups | 5 |

H

| | |
|---|--------|
| Handsfree, accessory | 94 |
| Heated door mirrors | 109 |
| Heated rear window | 110 |
| Heated seats | 113 |
| High and low beam | 58 |
| High and low beam (Bi-Xenon) | 56, 57 |
| High pressure headlight washer | 72 |
| High speed CAN data communication | 36 |
| Home safe lighting | 64 |
| Horn | 73 |
| How to use the wiring diagrams | 6 |

I

| | |
|------------------------------------|-----|
| Ignition switch and relays | 20 |
| Ignition switch symbols | 5 |
| Instruments, Group 38 | 85 |
| Interior lighting | 65 |
| Internal equipment, Group 88 | 121 |

J

| | |
|-----------------------|-----|
| Junction points | 142 |
|-----------------------|-----|

L

| | |
|--|--------------------|
| LIN data communication | 38 |
| List of components | 210, 211, 212, 213 |
| List of symbols | 7 |
| Low speed CAN data communication | 37 |

O

| | |
|---|----|
| Other, Group 39 | 90 |
| Overview of control module designations | 31 |
| Overview of electrical distribution | 8 |

P

| | |
|--|----------|
| Parking assistance | 78 |
| Parking heater, auxiliary heater | 116 |
| Parking heater, call start | 118 |
| Parking heater, remote start | 119 |
| Passenger compartment harness | 155, 156 |
| Position/parking lights | 62, 63 |
| Power door mirrors | 108 |
| Power driver's seat | 111 |
| Power passenger seat | 112 |
| Power sunroof | 107 |
| Power supply | 54 |
| Power windows | 106 |

Index 2

R

| | |
|---|-----|
| Rain sensor | 68 |
| Rear Electronic Module (REM) | 34 |
| Relay, electric engine heater | 117 |
| Relays | 20 |
| Remote garage door opener | 123 |
| Reversing lights | 61 |
| Road Traffic Information (RTI) | 92 |
| Road Traffic Information (RTI) and CD changer | 93 |
| Roof harness | 158 |

S

| | |
|---------------------------------|-----|
| Seat belt reminder | 85 |
| Shift lock | 100 |
| Shock absorbers, Group 76 | 104 |
| Short stop heater | 120 |
| Starting system | 55 |

| | |
|---|-----|
| Starting system, Group 33 | 55 |
| Steering, Group 64 | 103 |
| Supplemental Restraint System (SRS) | 121 |

T

| | |
|------------------------------------|-----|
| Table of Contents | 3 |
| Towbar cable harness, 13-pin | 84 |
| Towbar cable harness, 4-pin | 82 |
| Towbar cable harness, 7-pin | 83 |
| Transmission, Group 43 | 97 |
| Trunk lid harness | 159 |

W

| | |
|----------------------------------|----|
| Wiper/washer, headlights | 71 |
| Wiper/washer, windshield | 70 |
| Wiring and fuses, Group 37 | 79 |

List of components 1:4

| | | | |
|-------|--|-------|---|
| 1/1 | Battery | 3/225 | Switch unit, Continuously Controlled Damping (CCD), S80 |
| 2/14 | Relay, glow plug unit | 3/254 | Steering Wheel Module (SWM) |
| 2/22 | Relay, climate control system | | |
| 2/32 | Engine management system main relay | 4/7 | Combustion Preheater Module (CPM) |
| 2/33 | Relay, fuel system | 4/9 | Control module, Supplemental Restraint System (SRS) |
| 2/35 | Starter motor relay | | |
| 2/64 | Auxiliary light (accessory) relay | 4/16 | Brake control module (BCM) |
| 2/90 | Relay, windshield wiper, low/high speed | 4/28 | Transmission Control Module (TCM) |
| 2/91 | Relay, intermittent wiping | 4/31 | Fan control module |
| 2/182 | Relay, high pressure headlight washer motor | 4/33 | Sunroof control module |
| 2/191 | Relay, remote parking heater start, radio signal | 4/46 | Engine Control Module (ECM) |
| | | 4/50 | Electronic Throttle Module (ETM) |
| 2/192 | Relay (230 V), engine heater | 4/52 | Power Seat Module (PSM) |
| | | 4/56 | Central Electronic Module (CEM) |
| 3/1 | Ignition switch | 4/58 | Rear Electronic Module (REM) |
| 3/4 | Switch unit, cruise control (SWS), S60 | 4/68 | Steering Angle Sensor Module (SAS) |
| 3/4 | Switch unit, cruise control (SWS), S80 | 4/70 | Upper Electronic Module (UEM) |
| 3/6 | Hazard warning flasher switch S60 | 4/71 | Cooling fan control module |
| 3/6 | Hazard warning flasher switch S80 | 4/76 | Remote control unit for garage door opener |
| 3/8 | Heated rear window/door mirror switch | 4/78 | Accessory Electronic Module (AEM) |
| 3/9 | Brake light contact | 4/82 | Differential Electronic Module (DEM) |
| 3/10 | Reversing light contact | 4/83 | Fuel pump control module |
| 3/25 | Power sunroof switch | 4/84 | Suspension Module (SUM) |
| 3/26 | Switch unit, power driver's seat | 4/86 | Parking Assistance Module (PAM) |
| 3/27 | Switch unit, power passenger seat | 4/99 | Electronic power steering control module |
| 3/35 | Trunk handle switch | 4/106 | Control module, remote parking heater start |
| 3/37 | Horn contact, S60 | 4/107 | Control module, parking heater, Call start |
| 3/37 | Horn contact, S80 | 4/110 | Trailer Module (TRM) |
| 3/47 | Parking brake contact | | |
| 3/59 | Control, beam adjustment | 5/1 | Driver Information Module (DIM) |
| 3/60 | Auxiliary light switch | | |
| 3/62 | Hood alarm contact | 6/1 | Windshield wiper motor |
| 3/71 | Gear selector contact, AW 55-50/51 | 6/3 | Right-hand headlight wiper motor |
| 3/71 | Gear selector contact, 4T65EV | 6/4 | Left-hand headlight wiper motor |
| 3/74 | Lock unit, front left door | 6/15 | Sunroof motor |
| 3/75 | Right-hand front door lock unit | 6/16 | Driver seat motor, backrest angle |
| 3/76 | Left-hand rear door lock unit | 6/17 | Driver seat motor, up/down front edge |
| 3/77 | Right-hand rear door lock unit | 6/18 | Driver seat motor, up/down rear edge |
| 3/78 | Trunk lid lock unit | 6/19 | Driver seat motor, forward/backward |
| 3/80 | Switch, left-hand central lock | 6/20 | Passenger seat motor, forward/backward |
| 3/82 | Switch, right-hand central lock | 6/25 | Starter motor |
| 3/85 | Rear left door power window switch | 6/26 | Alternator Control Module (ACM) |
| 3/86 | Rear right door power window switch | 6/28 | Motor, passenger compartment fan |
| 3/91 | Switch, left-hand heated seat | 6/29 | Motor, electric cooling fan |
| 3/92 | Switch, right-hand heated seat | 6/33 | Fuel pump |
| 3/93 | Switch, left-hand seat belt buckle | 6/35 | Fuel pump, auxiliary heater |
| 3/94 | Switch, right-hand seat belt buckle | 6/37 | Lock motor, fuel filler flap |
| 3/95 | Spin control switch | 6/38 | Left-hand headlight level adjustment motor |
| 3/111 | Switch unit, lights | 6/39 | Right-hand headlight adjustment motor |
| 3/112 | Climate Control Module (CCM) | 6/44 | Cooling fan, electrics box, engine compartment |
| 3/113 | Rear adjustable head restraint relay | | |
| 3/117 | Switch unit, dome light | 6/48 | Damper Motor Module (DMM), recirculation |
| 3/126 | Driver/Passenger Door Module (DDM)/(PDM) | 6/58 | Motor, front left power window |
| 3/127 | Passenger/Driver Door Module (PDM)/(DDM) | 6/60 | Motor, front right power window |
| 3/131 | Switch, audio/cellular phone, S60 | 6/62 | Power driver's door mirror |
| 3/131 | Switch, audio/cellular phone, S80 | 6/63 | Power passenger door mirror |
| 3/135 | Switch, RTI, S60 | 6/64 | Passenger seat motor, backrest angle |
| 3/135 | Switch, RTI, S80 | 6/65 | Passenger seat motor, up/down front edge |
| 3/155 | Automatic transmission program selector | 6/66 | Passenger seat motor, up/down rear edge |
| 3/156 | Gear Selector Module (GSM) | 6/67 | Pump, fuel leakage control |
| 3/157 | Switch, passenger side airbag | 6/69 | Damper Motor Module (DMM) |
| 3/171 | Switch, retractable door mirrors | 6/73 | Coolant pump, auxiliary heater |
| 3/173 | Switch, trunk lid private lock | 6/92 | Motor, rear left power window |
| 3/174 | Switch, reduced alarm | 6/93 | Motor, rear right power window |
| 3/225 | Switch unit, Continuously Controlled Damping (CCD), S60R | 6/95 | Damper Motor Module (DMM), left-hand side |
| | | 6/96 | Damper Motor Module (DMM), right-hand side |

List of components 2:4

| | | | |
|-------|--|--------|--|
| 6/102 | Damper Motor Module (DMM), defroster | 7/139 | Brake pressure sensor 1 |
| 6/103 | Damper Motor Module (DMM), floor/ventilation | 7/143 | Fuel level sensor, pump side |
| 6/104 | High pressure headlight washer motor | 7/149 | Rain Sensor Module (RSM) |
| 6/105 | Fuel distributor, gas | 7/153 | Sensor, fuel level LPG |
| 6/114 | Vacuum pump | 7/156 | Pressure and temperature sensor |
| 6/120 | Engine throttle body | 7/156 | Pressure and temperature sensor (CNG) |
| 6/127 | Washer motor | 7/159 | Air Quality Sensor (AQS) |
| | | 7/164 | Body Sensor Cluster (BSC) |
| | | 7/165 | Pressure and temperature sensor, intake manifold |
| 7/4 | Brake fluid level sensor | | |
| 7/5 | Washer fluid level sensor | 7/172 | Camshaft position sensor, intake side |
| 7/6 | Oil pressure sensor | 7/173 | Camshaft position sensor, exhaust side |
| 7/8 | Pressure sensor, climate control system | 7/173 | Camshaft position sensor, exhaust side, diesel |
| 7/10 | Interior temperature sensor | | |
| 7/11 | Outside temperature sensor | 7/201 | Pressure and temperature sensor, gas |
| 7/12 | Solar sensor, twilight sensor and indicator alarm | 7/204 | Parking assistance sensor, front 5 |
| | | 7/205 | Parking assistance sensor, front 6 |
| 7/15 | Heated oxygen sensor, front | 7/206 | Parking assistance sensor, front 7 |
| 7/16 | Coolant temperature sensor | 7/207 | Parking assistance sensor, front 8 |
| 7/17 | Mass airflow sensor (MAF) | | |
| 7/23 | Rear knock sensor | 8/3 | Electromagnetic clutch, climate control system |
| 7/24 | Front knock sensor | | |
| 7/25 | Impulse sensor, gasoline | 8/6-11 | Injectors |
| 7/25 | Impulse sensor, diesel | 8/6-10 | Injectors, diesel |
| 7/31 | Left-hand front ABS sensor | 8/17 | EGR valve, Diesel |
| 7/32 | Right-hand front ABS sensor | 8/18 | EVAP valve |
| 7/35 | Oil level sensor | 8/19 | Solenoid, variable valve time, inlet |
| 7/41 | Temperature sensor, evaporator | 8/20 | Shock absorber, Four-C, front left |
| 7/51 | Accelerator pedal sensor | 8/21 | Shock absorber, Four-C, front right |
| 7/56 | Left-hand rear ABS sensor | 8/22 | Shock absorber, Four-C, rear left |
| 7/57 | Right-hand rear ABS sensor | 8/23 | Shock absorber, Four-C, rear right |
| 7/61 | Input speed sensor | 8/28 | Turbocharger control valve |
| 7/62 | Output speed sensor | 8/30 | Driver's side airbag igniter S60 |
| 7/73 | Coolant level sensor | 8/30 | Driver's side airbag igniter S80 |
| 7/74 | Oil temperature sensor, automatic transmission | 8/31 | Passenger side airbag igniter |
| | | 8/32 | Igniter, passenger side airbag stage 2 |
| 7/81 | Pressure sensor, intake manifold | 8/33 | Front left belt tensioner igniter |
| 7/82 | Heated oxygen sensor, rear | 8/34 | Front right seat belt tensioner igniter |
| 7/87 | Acceleration sensor, Four-C, front left | 8/36 | Shift lock solenoid |
| 7/88 | Acceleration sensor, Four-C, front right | 8/37 | Automatic transmission AW55-50/51 SN |
| 7/89 | Acceleration sensor, Four-C, rear left | 8/37 | Automatic transmission, 4T65EV |
| 7/91 | Steering angle sensor | 8/38 | Shift solenoid 1, AW55-50/51 SN |
| 7/100 | Level sensor alarm | 8/39 | Shift solenoid 2, AW55-50/51 SN |
| 7/103 | Heated oxygen sensor 3 | 8/40 | Lock-up solenoid, AW55-50/51 SN |
| 7/104 | Heated oxygen sensor 4 (diagnostic probe) | 8/41 | Pressure solenoid AW 55-50/51 SN |
| 7/105 | Outside temperature sensor, engine control module | 8/46 | Archive unit, DSTC |
| | | 8/51 | Front left side airbag igniter |
| 7/108 | Left-hand rear side impact sensor | 8/52 | Front right side airbag igniter |
| 7/109 | Right-hand rear side impact sensor | 8/55 | Rear left belt tensioner igniter |
| 7/110 | Left-hand seat temperature sensor | 8/56 | Rear right belt tensioner igniter |
| 7/111 | Right-hand seat temperature sensor | 8/59 | Rear left head restraint solenoid |
| 7/115 | Left-hand front side impact sensor | 8/60 | Rear right head restraint solenoid |
| 7/116 | Right-hand front side impact sensor | 8/61 | Driver's side airbag igniter step 2 |
| 7/118 | Acceleration sensor, shock absorber, Four-C, FL | 8/61 | Driver's side airbag igniter step 2 |
| | | 8/62 | Belt tensioner igniter, center rear seat |
| 7/119 | Acceleration sensor, shock absorber, Four-C, front right | 8/64 | Solenoid valve, engine mounting, Diesel |
| | | 8/66 | Left-hand inflatable curtain igniter |
| 7/120 | Rear left angle sensor, Four-C/Bi-Xenon | 8/67 | Right-hand inflatable curtain igniter |
| 7/121 | Rear right angle sensor, Four-C/Bi-Xenon | 8/71 | Throttle solenoid |
| 7/122 | Mass movement sensor, front | 8/72 | Shift solenoid 3 |
| 7/123 | Clutch pedal sensor | 8/73 | Shift solenoid 4 |
| 7/124 | Brake pedal sensor | 8/74 | Shift solenoid 5 |
| 7/129 | Brake pressure sensor 2 | 8/75 | Valve, fuel cut-off DFCO |
| 7/130 | Fuel level sensor, ejector side | 8/76 | Gas tank valve |
| 7/131 | Parking assistance sensor, rear 1 | 8/78 | Oil pressure sensor |
| 7/132 | Parking assistance sensor, rear 2 | 8/79 | Valve LPG |
| 7/133 | Parking assistance sensor, rear 3 | 8/81 | Solenoid, variable valve timing outlet |
| 7/134 | Parking assistance sensor, rear 4 | 8/82 | Solenoid, variable turbo geometry |

List of components 3:4

| | | | |
|-------|---|---------|--|
| 8/84 | Switch, vacuum pump | 10/55 | Left reversing light, S80 |
| 8/85 | Thermostatic switch and fuel filter heating | 10/64 | Right-hand high beam, S60 |
| 8/88 | Solenoid, gas tank CNG rear | 10/64 | Right-hand high beam, S80 |
| 8/89 | Solenoid, fuel tank CNG front left | 10/65 | Auxiliary light, front right |
| 8/90 | Solenoid, fuel tank CNG front right | 10/66 | Right-hand low beam, S60 |
| 8/111 | Solenoid valve, high-pressure diesel | 10/66 | Right-hand low beam, S80 |
| 8/134 | Solenoid, reverse interlock, manual | 10/68 | Left-hand high beam, S60 |
| | | 10/68 | Left-hand high beam, S80 |
| 9/1 | Front 12V outlet | 10/70 | Left-hand low beam, S60 |
| 9/2 | Heated rear window | 10/69 | Auxiliary light, front left |
| 9/12 | Seat Heater Module (SHM), driver's side | 10/70 | Left-hand low beam, S80 |
| 9/13 | Seat Heater Module (SHM), passenger side | 10/71 | Side marker light, front left |
| 9/16 | Left-hand backrest heating element | 10/72 | Front ashtray lighting |
| 9/17 | Right-hand backrest heating element | 10/73 | Side marker light, front right |
| 9/18 | Left-hand seat heating element | 10/114 | Left-hand vanity mirror lighting |
| 9/19 | Right-hand seat heating element | 10/115 | Right-hand vanity mirror lighting |
| 9/25 | Rear 12V outlet | 10/122 | Left-hand rear courtesy lighting |
| 9/30 | Auxiliary heater | 10/123 | Right-hand rear courtesy lighting |
| 9/32 | PTC resistor - air preheating | 10/125 | Left-hand front courtesy lighting |
| | | 10/126 | Right-hand front courtesy lighting |
| 10/1 | Front left lamp housing S60 | 10/127 | Lighting, cargo compartment, left-hand side |
| 10/1 | Front left lamp housing S80 | 10/128 | Lighting, cargo compartment, right-hand side |
| 10/2 | Front right lamp housing S60 | 10/148 | Driver's door mirror lighting |
| 10/2 | Front right lamp housing S80 | 10/149 | Passenger door mirror lighting |
| 10/3 | License plate lighting | 10/150 | Rear reading light |
| 10/5 | Front left fog light | 10/218 | Indicator light, remote start |
| 10/6 | Front right fog light | | |
| 10/11 | Front left position/parking light S60 | 11A/no. | Main fuses in engine compartment fuse box |
| 10/11 | Front left position/parking light S80 | 11B/no. | Fuses in engine compartment fuse box |
| 10/12 | Front right position/parking light S60 | 11C/no. | Fuses in passenger compartment fuse box |
| 10/12 | Front right position/parking light S80 | 11E/no. | Main fuses at battery |
| 10/13 | Front left direction indicator, S60 | | |
| 10/13 | Front left direction indicator, S80 | 15/30 | Connecting rail to 15/31 |
| 10/14 | Front right direction indicator, S60 | 15/31 | Engine compartment distribution box, A1 |
| 10/14 | Front right direction indicator, S80 | 15/31 | Engine compartment distribution box, C1 |
| 10/15 | Front left fender direction indicator | 15/31 | Engine compartment distribution box, C2 |
| 10/16 | Front right fender direction indicator | 15/31 | Engine compartment distribution box, C3 |
| 10/17 | Rear right lamp housing, S60 | 15/31 | Engine compartment distribution box, C4 |
| 10/17 | Rear right lamp housing, S80 | 15/31 | Engine compartment distribution box, C5 |
| 10/18 | Rear left lamp housing, S60 | 15/31 | Engine compartment distribution box, C6 |
| 10/18 | Rear left lamp housing, S80 | | |
| 10/19 | Auxiliary brake light | 16/1 | Audio Module (AUM) |
| 10/29 | Glove compartment lighting | 16/2 | Amplifier |
| 10/42 | Position/parking light, rear right, S60 | 16/3 | Right-hand front door speaker |
| 10/43 | Right brake light, S60 | 16/4 | Left-hand front door speaker |
| 10/43 | Right brake light, S80 | 16/5 | Right-hand rear door speaker |
| 10/44 | Right tail light lamp 1, S80 | 16/6 | Left-hand rear door speaker |
| 10/44 | Right tail light lamp 1, S60 | 16/9 | Window antenna |
| 10/45 | Right tail light lamp 2, S60 | 16/10 | Horn 1 |
| 10/45 | Right tail light lamp 2, S80 | 16/11 | Horn 2 |
| 10/46 | Rear right fog light, S60 | 16/15 | CD changer |
| 10/46 | Rear right fog light, S80 | 16/16 | Window antenna amplifier |
| 10/47 | Rear right direction indicator, S60 | 16/17 | Left-hand speaker, rear shelf |
| 10/47 | Rear right direction indicator, S80 | 16/18 | Right-hand speaker, rear shelf |
| 10/48 | Right-hand reversing light, S60 | 16/26 | Center dashboard speaker |
| 10/48 | Right-hand reversing light, S80 | 16/35 | Siren Control Module (SCM) |
| 10/49 | Position/parking light, rear left, S60 | 16/36 | TV receiver |
| 10/50 | Left brake light, S60 | 16/45 | Road Traffic Information (RTI) |
| 10/50 | Left brake light, S80 | 16/46 | RTI Display |
| 10/51 | Left tail light 1, S60 | 16/47 | GPS antenna RTI |
| 10/51 | Left tail light 1, S80 | 16/55 | Left-hand front tweeter |
| 10/52 | Left tail light 2, S60 | 16/56 | Right-hand front tweeter |
| 10/52 | Left tail light 2, S80 | 16/60 | Phone Module (PHM) |
| 10/53 | Rear left fog light, S60 | 16/62 | Hand unit, mobile phone |
| 10/53 | Rear left fog light, S80 | 16/64 | Antenna, mobile telephone |
| 10/54 | Rear direction indicator, S60 | 16/65 | Antenna ring/ignition switch lighting |
| 10/54 | Rear left direction indicator, S80 | 16/67 | Amplifier antenna, bumper |
| 10/55 | Left reversing light, S60 | 16/68 | Antenna, bumper |

List of components 4:4

| | | | |
|----------|--|----------|---|
| 16/71 | Window antenna amplifier 1, right | 31/93 | Ground connection, left MacPherson strut tower |
| 16/77 | Microphone, mobile telephone | | |
| 16/78 | Speaker, mobile telephone | 31/94 | Ground connection, right MacPherson strut tower |
| 16/93 | Control module, cellular telephone handsfree | | |
| 16/126 | Holder, cellular telephone handsfree | 31/95 | Ground connection, left MacPherson strut tower |
| 16/12 | Microphone, cellular telephone handsfree | 31/96 | Ground connection, right MacPherson strut tower |
| 17/13 | Data link connector | | |
| 17/17 | Jump start connection | 31/98 | Ground connection, upper windshield member |
| 17/19 | 12V outlet, cargo compartment | | |
| 17/37 | 4-pin outlet, towbar cable harness | 31/102 | Ground connection, front member |
| 17/38 | 7-pin outlet, towbar cable harness | 31/120 | Ground connection, cargo compartment |
| 17/39 | 13-pin outlet, towbar cable harness | | |
| | | 54/1 | Connector |
| 18/4 | Contact reel | 54/3.1 | Connector |
| | | 54/3.2 | Connector |
| 20/3-8 | Spark plug and ignition coil | 54/4 | Connector |
| 20/16 | Capacitor | 54/7 | Connector |
| 20/22-26 | Glow plug | 54/8 | Connector |
| | | 54/9 | Connector |
| 31/1 | Ground connection, right MacPherson strut tower | 54/10-11 | Connector |
| 31/2 | Ground connection, left MacPherson strut tower | 54/12 | Connector |
| 31/4 | Ground connection, engine | 54/13 | Connector |
| 31/5 | Ground connection, right D-post | 54/14 | Connector |
| 31/6 | Ground connection, driver's side A-post | 54/16 | Connector |
| 31/10 | Ground connection, right-hand side A-post | 54/20 | Connector |
| 31/44 | Ground connection, left-hand side member, lower engine compartment | 54/21 | Connector |
| | | 54/22-23 | Connector |
| 31/46 | Ground connection, rear left seat riser | 54/24 | Connector |
| 31/47 | Ground connection, rear right seat riser | 54/25 | Connector |
| 31/48 | Ground connection, rear right seat riser | 54/32 | Connector |
| 31/53 | Ground connection, firewall | 54/34 | Connector |
| 31/66 | Ground connection, front left seat riser | 54/35 | Connector |
| 31/67 | Ground connection, front right seat riser | 54/36 | Connector |
| 31/70 | Ground connection, left-hand side member, lower engine compartment | 54/40C | Connector |
| | | 54/40D | Connector |
| 31/72 | Ground connection, cargo compartment | 54/43 | Connector |
| 31/73 | Ground connection, rear right seat riser | 54/53 | Connector |
| 31/83 | Ground connection, left-hand side A-post | 54/54 | Connector |
| 31/84 | Ground connection, right-hand side A-post | 54/55 | Connector |
| 31/88 | Ground connection, Engine ignition coils, group 1 | 54/56 | Connector |
| | | 54/74 | Connector |
| 31/89 | Ground connection, Engine ignition coils, group 2 | 54/74B | Connector |
| | | 54/106 | Connector |
| 31/91 | Ground connection, engine | 54/107 | Connector |
| | | 54/132 | Connector |
| | | 54/1300 | Connector |
| | | 54/1400 | Connector |

TP 3976202 (US English). Printed in Sweden, Gothenburg 08-2004